

**DELTA**  
BATTERY

ВЫБОР ЖУРНАЛА  
***MOTO***

2021



КАТАЛОГ  
ПРИМЕНЯЕМОСТИ

**MOTO**  
**АККУМУЛЯТОРОВ**  
**DELTA**



# ПРИМЕНЯЕМОСТЬ АККУМУЛЯТОРОВ

## МОТОЦИКЛЫ И СКУТЕРЫ 11

Aprilia 11  
 ATK 14  
 Bajaj 14  
 Baltmotors 15  
 Benelli 15  
 BETAMOTOR 15  
 Big Dog 15  
 Bimota 15  
 BMW 15  
 BRP 24  
 BSV 24  
 Buell 24  
 Cagiva 25  
 Cannondale 26  
 CCM 26  
 CHANGZHOU GUANGYANG 26  
 CHONGQING LONGCIN 26  
 DACHANGJIANG 26  
 DAELIM 26  
 DERBI 26  
 Ducati 26  
 E-Ton 30  
 Excelsior-Henderson 30  
 FANTIC MOTOR 30  
 GARELLI 30  
 Gas Gas 32  
 Gilera 32  
 GUANGYANG MOTOR 32  
 GUANGZHOU HUANAN 32  
 HAOJIN 33  
 Harley-Davidson 33  
 HERCULES (SACHS) 38  
 HMZ 38  
 Honda 38  
 Husaberg 54  
 Husqvarna 54  
 Hyosung 55  
 Indian 56  
 IRBIS 56  
 ITALJET 57  
 JIA LING HONDA 57  
 JINAN SUZUKI 57  
 JINCHERG GROUP 57

KASEA 57  
 Kawasaki 58  
 KL-SHELUNG 72  
 KTM 72  
 Kymco 75  
 LAVERDA 76  
 LEM 76  
 LIFAN 77  
 MALAGUTTI 77  
 MBK 77  
 MORINI 78  
 Moto Guzzi 78  
 MOTRON 80  
 MV Agusta 80  
 Norton 81  
 OZBIKE 81  
 PANDA MOTOR SPORTS 81  
 PATRON 81  
 PEUGEOT 82  
 PGO 83  
 Piaggio 83  
 Piaggio-Gilera 84  
 Piaggio-Vespa 85  
 POLARIS VICTORY 85  
 POLARIS Slingshot 85  
 PUCH 85  
 QIANJIANG 85  
 RACER 86  
 RIZZATO 86  
 Royal Enfield 86  
 SHANGHAI YAMAHA 86  
 SUNDIRO HONDA 86  
 Suzuki 87  
 SYM 97  
 TGB/WINKING 97  
 Triumph 97  
 WuYang-HONDA 101  
 XinDaZhou HONDA 102  
 Yamaha 102  
 ZengChengHaiLi 115  
 ZongShen Piaggio 115

## КВАДРОЦИКЛЫ И БАГГИ 116

Aeon 116  
 Arctic Cat 116  
 Baltmotors 120  
 BRP 120  
 CANNONDALE 122  
 CF Moto 122  
 E-Ton 122  
 Honda 123  
 Hyosung 128  
 IRBIS 128  
 Kasea 128  
 Kawasaki 128  
 KTM 130  
 Kymco 130  
 Patron 130  
 Polaris 130  
 Qianjiang 134  
 STELS 134  
 Suzuki 134  
 Yamaha 137  
 Русская механика 140

## СНЕГОХОДЫ 141

Arctic cat 141  
 BRP 147  
 Kawasaki 148  
 Polaris 148  
 STELS 151  
 Yamaha 151  
 Русская Механика 155

## ГИДРОЦИКЛЫ 156

Aqua-Jet 156  
 Arctic Cat 156  
 BRP 156  
 Honda 157  
 Kawasaki 157  
 S.O.S. 160  
 Ultranaotics 160  
 Wet Jet 160

## МОТОБУКСИРОВЩИКИ 160

Baltmotors 160

# #ДЕЛЬТА ЗАВОДИТ

**DELTA**  
BATTERY

## СОТНИ ТЫСЯЧ РОССИЙСКИХ ВЛАДЕЛЬЦЕВ МОТОТЕХНИКИ ЕЖЕГОДНО ВЫБИРАЮТ АККУМУЛЯТОРЫ МАРКИ DELTA

Широкая модельная линейка, современные технологии производства, комфортная цена, все это гарантирует максимальное удовольствие от каждой поездки вместе с DELTA. Ассортимент наших стартерных батарей позволяет обеспечить каждый тип мототехники правильно подобранным аккумулятором. В этом каталоге представлено порядка 9 тысяч моделей дорожных и водных мотоциклов, скутеров, снегоходов, квадроциклов и других транспортных средств, для каждого из которых нашелся свой аккумулятор из линеек DELTA CT и DELTA EPS.

**DELTA**  
**CT**

**будет идеальным партнером для городского мотоциклиста.**

Широкая модельная линейка, предлагающая аккумуляторы емкостью от 2,5 Ач до 30 Ач, позволит подобрать подходящую батарею для любой мототехники – от скутера до супербайка. А технология AGM обеспечит исключительную производительность и устойчивость к циклированию при любом стиле езды, а также возможность эксплуатации аккумулятора в любом положении.

**DELTA**  
**EPS**

**подойдет для любителей экстремальных условий и бездорожья, а так же для самых мощных двигателей.**

Аккумулятор из линейки EPS запустит двигатель при температуре до -50 градусов. Технология NANO-GEL обеспечивает виброустойчивость и герметичность, усиленные клеммы выдержат протекание самых высоких пусковых токов. DELTA серии EPS обеспечивает до 100% больший ток холодной прокрутки и в 4 раза большую устойчивость к циклам заряда/разряда по сравнению с обычными заправленными аккумуляторами.

**В ГОРОДЕ ИЛИ НА БЕЗДОРОЖЬЕ, В СНЕЖНОЙ ПУСТЫНЕ ИЛИ НА ПРИБРЕЖНЫХ ВОЛНАХ, ВЕЗДЕ, ГДЕ БЫ НЕ ПРОЛЕГАЛ ВАШ ПУТЬ, ВЫБРАВ DELTA, ВЫ МОЖЕТЕ БЫТЬ УВЕРЕНЫ В НАДЕЖНОМ ЗАПУСКЕ ДВИГАТЕЛЯ И БЕСПРОБЛЕМНОЙ РАБОТЕ ВАШЕГО АККУМУЛЯТОРА.**

СЕРИЯ

СТ



Свинцово-кислотные аккумуляторы **DELTA** серии **СТ** произведены по технологии AGM (Absorbent Glass Mat) специально для систем, где используется многократный мощный разряд.

Отвечают международным стандартам безопасности, рекомендованы для применения в мотоциклах, скутерах, водных мотоциклах, квадроциклах, мотовездеходах, а также бензиновых и дизельных генераторах. Аккумуляторы **DELTA** серии **СТ** — это привлекательная цена, отличные характеристики и высокая надежность.

**СФЕРЫ ПРИМЕНЕНИЯ:**

- Мотоциклы
- Скутеры
- Квадроциклы
- Мотовездеходы
- Гидроциклы
- Снегоходы
- Мотобуксировщики
- Дизель и бензогенераторные установки

**ОСНОВНЫЕ ХАРАКТЕРИСТИКИ АККУМУЛЯТОРОВ DELTA СТ**



Технология AGM



Герметизированные



Устойчивые к вибрации



Необслуживаемые



Повышенные  
стартерные токи

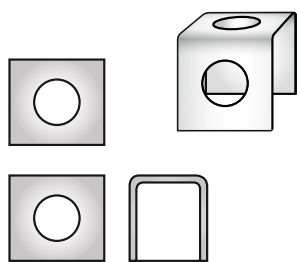


Работают  
в любом положении



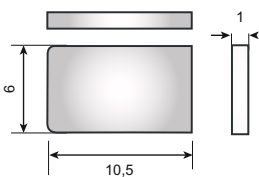
Корпус из высококачественного  
пластика ABS

## СХЕМЫ КЛЕММ

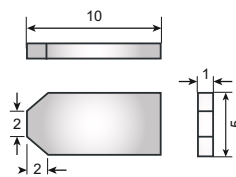


Болт + гайка

**САМОРАЗРЯД:** Менее 3% в месяц  
Напряжение постоянного подзаряда:  
14,4 – 14,8 В

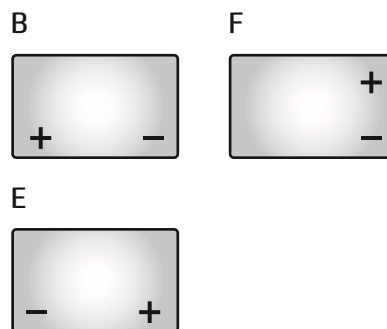


Нож СТ1



Нож СТ2

## ТИПЫ КОРПУСОВ



## КОНСТРУКЦИЯ

Компонент	ПОЛОЖ. ПЛАСТИНА	ОТРИЦ. ПЛАСТИНА	КОНТЕЙНЕР	КРЫШКА	КЛАПАН	КЛЕММЫ	СЕПАРАТОР	ЭЛЕКТРОЛИТ
Материал	ДИОКСИД СВИНЦА	СВИНЕЦ	ABS	ABS	КАУЧУК	МЕДЬ	СТЕКЛОВОЛОКНО	СЕРНАЯ КИСЛОТА

МОДЕЛЬ АККУМУЛЯТОРА	СООТВЕТСТВИЕ КОДУ IJS	НАПРЯЖЕНИЕ, В	ЕМКОСТЬ, АЧ	СТАРТЕРНЫЙ ТОК, А	РАЗМЕРЫ, ММ (Д>Ш>В)	ПОЛЯРНОСТЬ
СТ 12025	YТ4В-BS	12	2.5	40	114x39x87	боковые
СТ 12026	YTR4A-BS	12	2.5	45	115x50x86	боковые
СТ 1204	YB4L-B, YB4L-A, YTX4L-BS	12	4	50	114x70x87	обратная (- +)
СТ 1205	YTX5L-BS, YTZ7S, YT5L-BS	12	5	80	114x70x106	обратная (- +)
СТ 1205.1	12N5-3B, YB5L-B	12	5	65	120x61x129	обратная (- +)
СТ 1207	YTX7A-BS	12	7	105	150x86x94	прямая (+ -)
СТ 1207.1	YTX7L-BS	12	7	100	114x70x132	обратная (- +)
СТ 1207.2	Y TZ7S	12	7	130	114x70x108	обратная (- +)
СТ 1208	YТ7В-BS, YТ7В-4, YТ9В-BS	12	8	110	150x66x95	прямая (+ -)
СТ 1209	YTX9-BS, YTX9	12	9	135	150x86x108	прямая (+ -)
СТ 1209.1	YТ9В-BS	12	9	115	151x71x107	прямая (+ -)
СТ 1210	YB9A-A, YB9-B, 12N9-4B-1	12	10	100	137x77x135	прямая (+ -)
СТ 1210.1	Y TZ10S	12	10	190	150x86x93	прямая (+ -)
СТ 1211	Y TZ12S, Y TZ14S	12	11	210	151x86x112	прямая (+ -)
СТ 1212	YTX14-BS, YTX12-BS	12	12	180	150x86x131	прямая (+ -)
СТ 1212.1	Y T12B-BS	12	12	155	151x71x130	прямая (+ -)
СТ 1212.2	Y T14B-BS	12	14	155	151x71x146	прямая (+ -)
СТ 1214	YTX14-BS, YTX14H-BS, YTX16-BS, YB16B-A	12	14	200	151x88x147	прямая (+ -)
СТ 1214.1	YB14-BS, YTX14AH, YTX14AH-BS	12	14	165	132x89x164	прямая (+ -)
СТ 1216.1	YTX16-BS, YB16B-A	12	16	230	151x88x164	прямая (+ -)
СТ 1216	YB16AL-A2	12	16	200	205x70x162	обратная (- +)
СТ 1218	YTX20-BS, YTX20H, YB16-B-CX, YB16-B, YB18-A	12	18	270	177x88x154	прямая (+ -)
СТ 1220	Y50-N18L-A3, YTX24HL-BS, YTX24HL	12	20	250	204x91x159	обратная (- +)
СТ 1220.1	Y T19BL-BS	12	20	260	181x77x167	обратная (- +)
СТ 12201	YTX20L-BS, YTX20HL-BS, YB16L-B, YB18L-A	12	20	270	177x88x154	обратная (- +)
СТ 1230	YIX30L, YIX30L-BS, YB30L-B	12	30	300	168x126x175	обратная (- +)

**СЕРИЯ**

**EPS**



Стартерные аккумуляторы **DELTA** серии **EPS** (Extreme Power Series) – это герметизированные, необслуживаемые свинцово-кислотные батареи, произведенные по технологии NANO-GEL специально для мототехники с большим энергопотреблением.

Серия **EPS** предназначена для запуска двигателей в экстремальных температурных условиях, а также для самых мощных моторов с большим энергопотреблением.

**СФЕРЫ ПРИМЕНЕНИЯ:**

- Мотоциклы
- Квадроциклы
- Гидроциклы
- Снегоходы

**ОСНОВНЫЕ ХАРАКТЕРИСТИКИ АККУМУЛЯТОРОВ DELTA EPS**



Технология  
NANO-GEL



Максимально высокие  
стартерные токи



Устойчивые  
к глубокому разряду



Увеличенный  
срок службы



Длительный срок  
хранения



Специальные  
усиленные клеммы



Герметизированные



Устойчивые  
к вибрации



Работают  
в любом положении



Корпус из высококачественного пластика  
ABS

## ПРЕДНАЗНАЧЕНО:



Для запуска двигателей в экстремальных температурных условиях



Для дизельных двигателей

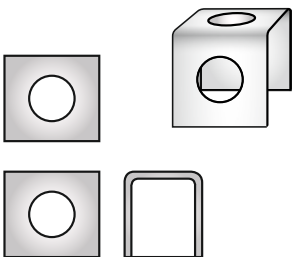


Для двигателей больших объемов



Для двигателей интенсивно эксплуатируемой мототехники

## СХЕМЫ КЛЕММ



Болт + гайка

**САМОРАЗРЯД:** Менее 3% в месяц

Напряжение постоянного подзаряда:

14,4 – 14,8 В

## ТИПЫ КОРПУСОВ

**В**



**Е**



## КОНСТРУКЦИЯ

Компонент	ПОЛОЖ. ПЛАСТИНА	ОТРИЦ. ПЛАСТИНА	КОНТЕЙНЕР	КРЫШКА	КЛАПАН	КЛЕММЫ	СЕПАРАТОР	ЭЛЕКТРОЛИТ
Материал	ДИОКСИД СВИНЦА	СВИНЕЦ	ABS	ABS	КАУЧУК	МЕДЬ	СТЕКЛОВОЛОКНО	НАНО-ГЕЛЬ

МОДЕЛЬ АККУМУЛЯТОРА	СООТВЕТВИЕ КОДУ JIS	НАПРЯЖЕНИЕ, В	ЕМКОСТЬ, АЧ	СТАРТЕРНЫЙ ТОК, А	РАЗМЕРЫ, ММ (ДxШxВ)	ПОЛЯРНОСТЬ
EPS 1214	YTX14-BS, YTX14H-BS	12	12	210	149x87x144	прямая (+ -)
EPS 1218	YTX20-BS, YTX20H-BS	12	20	270	176x87x154	прямая (+ -)
EPS 1218.1	YTX20CH-BS	12	20	250	151x87x161	прямая (+ -)
EPS 1220	YTX24HL-BS, YTX24HL	12	24	350	205x87x162	обратная (- +)
EPS 12201	YTX20HL-BS, YTX20L-BS	12	20	310	176x87x154	обратная (- +)
EPS 1230	YTX30HL-BS, YTX30L-B, YTX30L	12	30	400	166x130x175	обратная (- +)

# ПОЛЕЗНЫЕ СОВЕТЫ ПО ЭКСПЛУАТАЦИИ МОТОАККУМУЛЯТОРОВ DELTA

ЖЕЛАЕМ ХОРОШЕЙ ДОРОГИ И УДОВОЛЬСТВИЯ ОТ СКОРОСТИ!

А ЧТОБЫ НАШ АККУМУЛЯТОР СЛУЖИЛ ВАМ КАК МОЖНО ДОЛЬШЕ —  
ОБЯЗАТЕЛЬНО ПРОЧИТАЙТЕ ИНСТРУКЦИЮ И СЛЕДУЙТЕ ЕЕ  
ПРАВИЛАМ.

- 1.** Внимательно прочитайте эту инструкцию и инструкцию по эксплуатации Вашего транспортного средства.
- 2.** При покупке аккумулятора убедитесь, что он соответствует требованиям технического паспорта Вашего транспортного средства.
- 3.** Установите новую АКБ и обязательно закрепите ее в штатном креплении. Обратите особое внимание на полярность АКБ. Подсоедините АКБ, начиная с клеммы «плюс», и зажмите клеммы с помощью крепежных винтов. Отсоединение АКБ осуществляется в обратном порядке.
- 4.** Пуск стартера производится короткими включениями по 3-5 секунд. Не допускайте разрядки аккумулятора длительной работой в стартерном режиме (более 10 сек и чаще 2 раз / мин, более 10 попыток подряд). Если запуск двигателя не происходит, обратитесь к инструкции по эксплуатации транспортного средства, либо в автосервис. Никогда не доводите АКБ до полного разряда.
- 5.** Не реже 2-х раз в месяц проверяйте крепление батареи в гнезде, надежность контактов батареи и клемм электропроводки, чистоту контактов.
- 6.** Следите за чистотой и отсутствием влаги (льда) на поверхности аккумулятора.
- 7.** При длительных перерывах в эксплуатации (более одного месяца) необходимо подзаряжать батарею до уровня, соответствующего 100 % заряду аккумулятора.
- 8.** Следите за исправностью работы бортовой сети транспортного средства и ее элементов.
- 9.** При обнаружении неисправности в работе бортовой сети, при выходе рабочих параметров аккумулятора за границы предельно допустимых, а также в случаях возникновения сомнений у пользователя в исправности батареи, обращайтесь к специалисту с целью поиска и устранения причин неисправности. Если установлено, что причина отказа произошла по вине изготовителя или продавца, батарею заменят на новую.



**10.** Эксплуатация батарей на транспортных средствах допускается только при исправном электрооборудовании и напряжении зарядки для батарей 14,4 В (максимально допустимое – 14,6 В при 20°C), токе утечки не более 15 мА. Превышение максимально допустимого значения напряжения приводит к повреждению батареи (снижается мощность и срок службы батареи).

**11.** Аккумуляторные батареи DELTA герметизированные. Вскрывать их категорически запрещено, так как это приводит к разрушению батареи.

**12.** При 100 % уровне заряда АКБ напряжение на клеммах АКБ должно быть не выше максимально допустимого значения 14,4 В без нагрузки и не ниже 13,5 В с нагрузкой (включенный дальний свет) при 2500 об / мин двигателя.

**13.** Перед продолжительной стоянкой транспортного средства (более 1 месяца) отсоедините АКБ. Полностью зарядите АКБ перед хранением. Хранение в незаряженном виде приведет к выходу аккумуляторной батареи из строя, что не будет являться гарантийным случаем. Оптимально хранить аккумулятор в сухом месте без попадания прямых солнечных лучей при температуре от 0°C до 25°C.

**14.** Не допускайте глубокого разряда АКБ (ниже 12 В), причиной которого могут быть: невыключенные пользователем потребители энергии в транспортном средстве, короткое замыкание в цепи транспортного средства, неисправность цепи заряда АКБ, когда напряжение в зарядной системе транспортного средства менее 14 В.

**15.** При регулярной эксплуатации транспортного средства с исправной бортовой сетью дополнительный подзаряд АКБ не требуется.

**16.** Температура АКБ перед зарядом должна быть в пределах от +15°C до +25°C. Если измерить температуру нечем, а батарея хранилась при более низкой температуре, то перед включением на заряд необходимо выдержать ее при комнатной температуре не менее 10 часов. Рекомендуемое напряжение заряда – 14,4 В, максимально допустимое – 14,6 В при 20°C, при силе тока (А) не превышающей 1 / 10 его емкости.

**17.** Не производите заряд АКБ вблизи открытого пламени и нагревательных приборов, не оставляйте его без присмотра.

**18.** Перед зарядом АКБ в ТС отсоедините клеммы бортовой сети транспортного средства.

**19.** Не пользуйтесь открытым пламенем и не курите вблизи АКБ, не допускается искрение контактов, не замыкайте клеммы АКБ различным инструментом.

**20.** АКБ должны заряжаться только устройствами с автоматическим поддержанием зарядного напряжения.

**21.** Внимание! Нельзя применять для заряда АКБ зарядные устройства постоянного тока.

**22.** Не допускайте к АКБ детей и домашних животных.

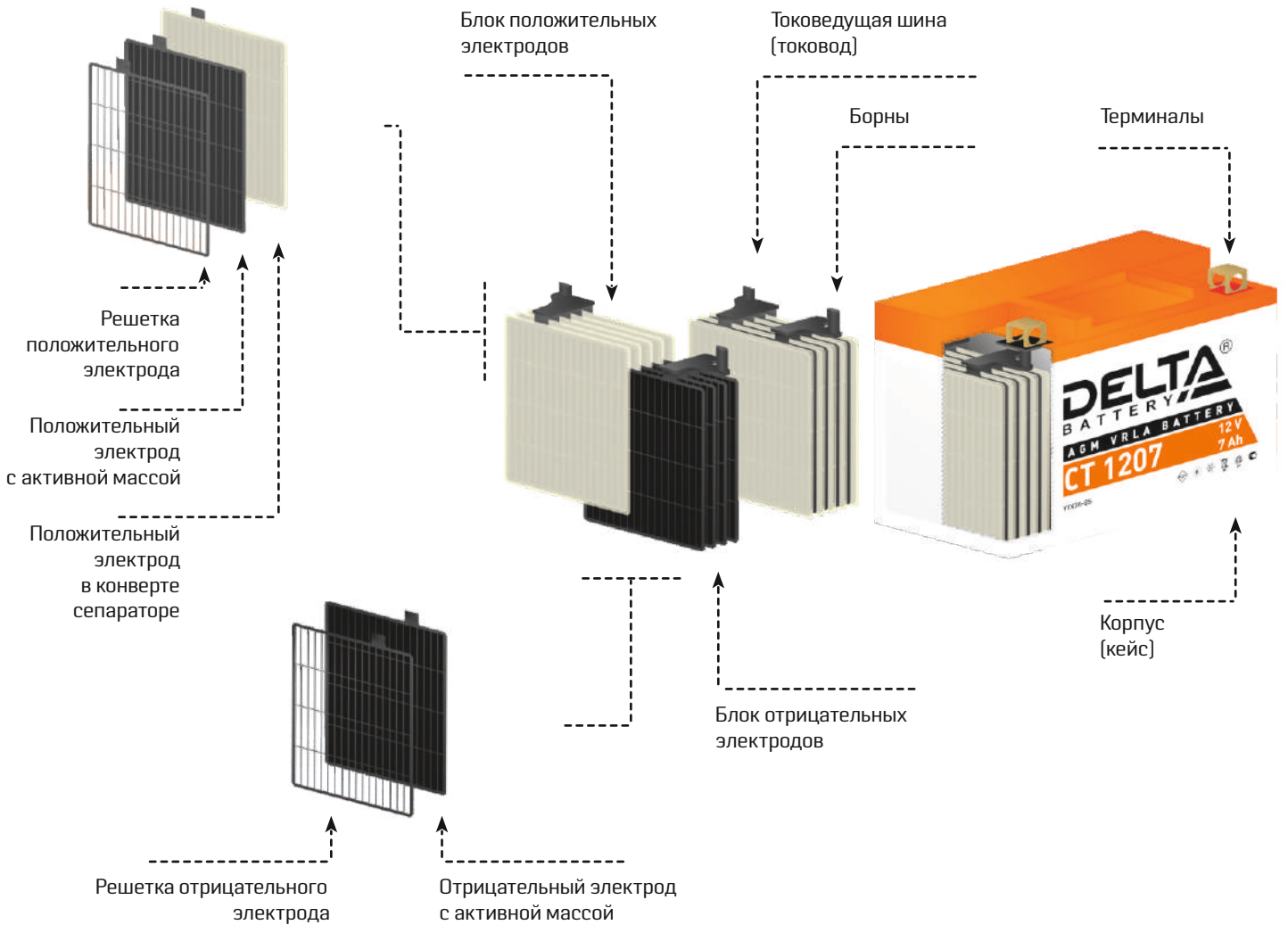
## ПОМНИТЕ!

1. Запрещается доливать в аккумулятор кислоту или электролит.
2. После покупки аккумулятора следует зарядить его до 100 %.
3. При соблюдении правил эксплуатации и обслуживания Ваш аккумулятор прослужит длительное время.

## УТИЛИЗАЦИЯ АККУМУЛЯТОРОВ

Вышедшая из строя батарея подлежит обязательной сдаче в пункт приема отработанных аккумуляторов для последующей утилизации.

# ВНУТРЕННЕЕ УСТРОЙСТВО АККУМУЛЯТОРА



## МОТОЦИКЛЫ И СКУТЕРЫ

МАРКА ТС	МОДЕЛЬ	ДАТА ВЫПУСКА	СООТВЕТВИЕ JIS-КОДУ	МОДЕЛЬ DELTA
<b>APRILIA</b>				
50	Amico GL/LK/LX/Sport	1992 - 1997	YT4L-BS, YTX4L-BS, YT4L-BS	CT 1204
50	AREA 51	2000	YT4L-BS, YTX4L-BS, YT4L-BS	CT 1204
50	Classic 50	1997	YT4L-BS, YTX4L-BS, YT4L-BS	CT 1204
50	ET	-	YT4L-BS, YTX4L-BS, YT4L-BS	CT 1204
50	Gulliver AC/LC	1997	YT4L-BS, YTX4L-BS, YT4L-BS	CT 1204
50	H2O	2000	YT4L-BS, YTX4L-BS, YT4L-BS	CT 1204
50	Habana, Custom	1999	YT4L-BS, YTX4L-BS, YT4L-BS	CT 1204
50	LC	-	YT4L-BS, YTX4L-BS, YT4L-BS	CT 1204
50	Mc Gulliver	2000	YT4L-BS, YTX4L-BS, YT4L-BS	CT 1204
50	Mojito	-	YT4L-BS, YTX4L-BS, YT4L-BS	CT 1204
50	Mojito 25 KM/H FL	-	YT4L-BS, YTX4L-BS, YT4L-BS	CT 1204
50	Mojito FL	-	YT4L-BS, YTX4L-BS, YT4L-BS	CT 1204
50	MX50	-	YT4L-BS, YTX4L-BS, YT4L-BS	CT 1204
50	Pegaso	2000	YT4L-BS, YTX4L-BS, YT4L-BS	CT 1204
50	Rally	2004 - 2005	YT4L-BS, YTX4L-BS, YT4L-BS	CT 1204
50	Rally AC/LC	1997	YT4L-BS, YTX4L-BS, YT4L-BS	CT 1204
50	Red Rose/Classic	1997	YT4L-BS, YTX4L-BS, YT4L-BS	CT 1204
50	Replica	2000	YT4L-BS, YTX4L-BS, YT4L-BS	CT 1204
50	RS50	2000 - 2005	YT4L-BS, YTX4L-BS, YT4L-BS	CT 1204
50	RS50/Extrema	1997	YT4L-BS, YTX4L-BS, YT4L-BS	CT 1204
50	RX-50	1993	YT4L-BS, YTX4L-BS, YT4L-BS	CT 1204
50	Scarabeo 2T	1997	YT4L-BS, YTX4L-BS, YT4L-BS	CT 1204
50	Scarabeo 4T	2003	YB9-B	CT 1210
50	Scarabeo 50	2000 - 2003	YT4L-BS, YTX4L-BS, YT4L-BS	CT 1204
50	Scarabeo Diech	2002	YTX5L-BS	CT 1205
50	Scarabeo eu	-	YB9-B	CT 1210
50	Sonic	2000	YT4L-BS, YTX4L-BS, YT4L-BS	CT 1204
50	Sonic Acqua	-	YT4L-BS, YTX4L-BS, YT4L-BS	CT 1204
50	Sonic, GP	1999	YT4L-BS, YTX4L-BS, YT4L-BS	CT 1204
50	SR 50 de	-	YT4L-BS, YTX4L-BS, YT4L-BS	CT 1204

МАРКА	МОДЕЛЬ МОТОЦИКЛА ИЛИ СКУТЕРА	ДАТА ВЫПУСКА	СООТВЕТСТВИЕ JIS-КОДУ	МОДЕЛЬ DELTA
<b>APRILIA</b>				
Aprilia	Dorsoduro	2017	GYZ16H, YTX14H-BS, YTX14-BS	CT 1214, EPS 1214
Aprilia	Dorsoduro, Caponord	2017	GYZ16H, YTX14H-BS, YTX14-BS	CT 1214, EPS 1214
Aprilia	Shiver	2017	GYZ16H, YTX14H-BS, YTX14-BS	CT 1214, EPS 1214
Aprilia	Dorsoduro	2016	GYZ16H, YTX14-BS	CT 1214, EPS 1214
Aprilia	Mana 850, GT	2016	GYZ16H, YTX14H-BS, YTX14-BS	CT 1214, EPS 1214
Aprilia	Dorsoduro, Caponord	2016	GYZ16H, YTX14H-BS, YTX14-BS	CT 1214, EPS 1214
Aprilia	RSV4 R, Factory	2016	YTZ10S	CT 1210.1
Aprilia	Dorsoduro	2015	GYZ16H, YTX14-BS	CT 1214, EPS 1214
Aprilia	Mana 850, GT	2015	GYZ16H, YTX14H-BS, YTX14-BS	CT 1214, EPS 1214
Aprilia	Dorsoduro, Caponord	2015	GYZ16H, YTX14H-BS, YTX14-BS	CT 1214, EPS 1214
Aprilia	SR50	2015	YB9-B	CT 1210
Aprilia	RSV4 R, Factory	2015	YTZ10S	CT 1210.1
Aprilia	Dorsoduro	2014	GYZ16H, YTX14-BS	CT 1214, EPS 1214
Aprilia	Mana 850, GT	2014	GYZ16H, YTX14H-BS, YTX14-BS	CT 1214, EPS 1214
Aprilia	Dorsoduro, Caponord	2014	GYZ16H, YTX14H-BS, YTX14-BS	CT 1214, EPS 1214
Aprilia	SR50	2014	YB9-B	CT 1210
Aprilia	RSV4 R, Factory	2014	YTZ10S	CT 1210.1
Aprilia	Dorsoduro	2013	GYZ16H, YTX14-BS	CT 1214, EPS 1214
Aprilia	Mana 850, GT	2013	GYZ16H, YTX14H-BS, YTX14-BS	CT 1214, EPS 1214
Aprilia	SRV850	2013	GYZ16H, YTX14H-BS, YTX14-BS	CT 1214, EPS 1214
Aprilia	Dorsoduro, Caponord	2013	GYZ16H, YTX14H-BS, YTX14-BS	CT 1214, EPS 1214
Aprilia	Sport City	2013	YB9-B	CT 1210
Aprilia	Scarabeo ST	2013	YB9-B	CT 1210
Aprilia	SR50	2013	YB9-B	CT 1210
Aprilia	Scarabeo	2013	YTX12-BS	CT 1212
Aprilia	RS4 125	2013	YTX7L-BS	CT 1207.1
Aprilia	RSV4 R, Factory	2013	YTZ10S	CT 1210.1
Aprilia	RS4 50	2013	YTZ7S, YTX5L-BS	CT 1205, CT 1207.2
Aprilia	Dorsoduro	2012	GYZ16H, YTX14-BS	CT 1214, EPS 1214
Aprilia	Mana 850, GT	2012	GYZ16H, YTX14H-BS, YTX14-BS	CT 1214, EPS 1214
Aprilia	Dorsoduro, Caponord	2012	GYZ16H, YTX14H-BS, YTX14-BS	CT 1214, EPS 1214
Aprilia	SRV850	2012	GYZ16H, YTX14H-BS, YTX14-BS	CT 1214, EPS 1214
Aprilia	Sport City	2012	YB9-B	CT 1210
Aprilia	Scarabeo ST	2012	YB9-B	CT 1210
Aprilia	SR50	2012	YB9-B	CT 1210
Aprilia	Scarabeo	2012	YTX12-BS	CT 1212
Aprilia	Pegaso Strada, Factory, Trail	2012	YTX12-BS	CT 1212
Aprilia	RS4 125	2012	YTX7L-BS	CT 1207.1
Aprilia	RSV4 R, Factory	2012	YTZ10S	CT 1210.1
Aprilia	RS4 50	2012	YTZ7S, YTX5L-BS	CT 1205, CT 1207.2
Aprilia	Dorsoduro	2011	GYZ16H, YTX14-BS	CT 1214, EPS 1214
Aprilia	Mana 850, GT	2011	GYZ16H, YTX14H-BS, YTX14-BS	CT 1214, EPS 1214
Aprilia	Dorsoduro, Caponord	2011	GYZ16H, YTX14H-BS, YTX14-BS	CT 1214, EPS 1214
Aprilia	SR50	2011	YB9-B	CT 1210
Aprilia	Scarabeo ST	2011	YB9-B	CT 1210
Aprilia	Sport City	2011	YB9-B	CT 1210
Aprilia	RS125	2011	YB9-B	CT 1210
Aprilia	RSV 1000 R, Factory	2011	YTX12-BS	CT 1212
Aprilia	Pegaso Strada, Factory, Trail	2011	YTX12-BS	CT 1212
Aprilia	Scarabeo	2011	YTX12-BS	CT 1212
Aprilia	Tuono 1000 R, Factory	2011	YTX12-BS	CT 1212
Aprilia	RS4 125	2011	YTX7L-BS	CT 1207.1
Aprilia	RSV4 R, Factory	2011	YTZ10S	CT 1210.1
Aprilia	RS4 50	2011	YTZ7S, YTX5L-BS	CT 1205, CT 1207.2
Aprilia	Dorsoduro	2010	GYZ16H, YTX14-BS	CT 1214, EPS 1214
Aprilia	Dorsoduro, Caponord	2010	GYZ16H, YTX14H-BS, YTX14-BS	CT 1214, EPS 1214

# #ДЕЛЬТА ЗАВОДИТ



МАРКА	МОДЕЛЬ МОТОЦИКЛА ИЛИ СКУТЕРА	ДАТА ВЫПУСКА	СООТВЕТСТВИЕ JIS-КОДУ	МОДЕЛЬ DELTA
Aprilia	Mana 850, GT	2010	GYZ16H, YTX14H-BS, YTX14-BS	CT 1214, EPS 1214
Aprilia	Sport City	2010	YB9-B	CT 1210
Aprilia	Scarabeo ST	2010	YB9-B	CT 1210
Aprilia	SR50	2010	YB9-B	CT 1210
Aprilia	Tuono 1000 R, Factory	2010	YTX12-BS	CT 1212
Aprilia	Pegaso Strada, Factory, Trail	2010	YTX12-BS	CT 1212
Aprilia	Scarabeo	2010	YTX12-BS	CT 1212
Aprilia	RSV 1000 R, Factory	2010	YTX12-BS	CT 1212
Aprilia	RXV450	2010	YTX7A-BS	CT 1207
Aprilia	SVX550	2010	YTX7A-BS	CT 1207
Aprilia	RXV550	2010	YTX7A-BS	CT 1207
Aprilia	SVX450	2010	YTX7A-BS	CT 1207
Aprilia	Mojito	2010	YTX7L-BS	CT 1207.1
Aprilia	RSV4 R, Factory	2010	YTZ10S	CT 1210.1
Aprilia	Dorsoduro	2009	GYZ16H, YTX14-BS	CT 1214, EPS 1214
Aprilia	Shiver	2009	GYZ16H, YTX14H-BS, YTX14-BS	CT 1214, EPS 1214
Aprilia	Mana 850, GT	2009	GYZ16H, YTX14H-BS, YTX14-BS	CT 1214, EPS 1214
Aprilia	Scarabeo ST	2009	YB9-B	CT 1210
Aprilia	Sport City	2009	YB9-B	CT 1210
Aprilia	SR50	2009	YB9-B	CT 1210
Aprilia	RSV 1000 Mille R	2009	YTX12-BS	CT 1212
Aprilia	Scarabeo	2009	YTX12-BS	CT 1212
Aprilia	RSV 1000 R, Factory	2009	YTX12-BS	CT 1212
Aprilia	Tuono 1000 R, Factory	2009	YTX12-BS	CT 1212
Aprilia	Pegaso Strada, Factory, Trail	2009	YTX12-BS	CT 1212
Aprilia	Mojito	2009	YTX7L-BS	CT 1207.1
Aprilia	RSV4 R, Factory	2009	YTZ10S	CT 1210.1
Aprilia	Mana 850, GT	2008	GYZ16H, YTX14H-BS, YTX14-BS	CT 1214, EPS 1214
Aprilia	Shiver	2008	GYZ16H, YTX14H-BS, YTX14-BS	CT 1214, EPS 1214
Aprilia	Sport City	2008	YB9-B	CT 1210
Aprilia	Pegaso Strada, Factory, Trail	2008	YTX12-BS	CT 1212
Aprilia	RSV 1000 Mille R	2008	YTX12-BS	CT 1212
Aprilia	Tuono 1000 R, Factory	2008	YTX12-BS	CT 1212
Aprilia	RSV 1000 R, Factory	2008	YTX12-BS	CT 1212
Aprilia	Shiver	2007	GYZ16H, YTX14H-BS, YTX14-BS	CT 1214, EPS 1214
Aprilia	Mana 850, GT	2007	GYZ16H, YTX14H-BS, YTX14-BS	CT 1214, EPS 1214
Aprilia	ETV Caponord	2007	GYZ16H, YTX14H-BS, YTX14-BS	CT 1214, EPS 1214
Aprilia	RSV 1000 R, Factory	2007	YTX12-BS	CT 1212
Aprilia	Pegaso Strada, Factory, Trail	2007	YTX12-BS	CT 1212
Aprilia	RSV 1000 Mille R	2007	YTX12-BS	CT 1212
Aprilia	Tuono 1000 R, Factory	2007	YTX12-BS	CT 1212
Aprilia	ETV Caponord	2006	GYZ16H, YTX14H-BS, YTX14-BS	CT 1214, EPS 1214
Aprilia	RSV 1000 Mille R	2006	YTX12-BS	CT 1212
Aprilia	RSV 1000 R, Factory	2006	YTX12-BS	CT 1212
Aprilia	Pegaso Strada, Factory, Trail	2006	YTX12-BS	CT 1212
Aprilia	Tuono 1000 R, Factory	2006	YTX12-BS	CT 1212
Aprilia	ETV Caponord	2005	GYZ16H, YTX14H-BS, YTX14-BS	CT 1214, EPS 1214
Aprilia	RSV 1000 Mille R	2005	YTX12-BS	CT 1212
Aprilia	Tuono 1000 R, Factory	2005	YTX12-BS	CT 1212
Aprilia	RSV 1000 R, Factory	2005	YTX12-BS	CT 1212
Aprilia	Pegaso Strada, Factory, Trail	2005	YTX12-BS	CT 1212
Aprilia	Scarabeo	2005	YTX14AHL-BS	CT 1214.1
Aprilia	Mojito	2005	YTX7L-BS	CT 1207.1
Aprilia	SR50 Ditech	2005	YTZ7S, YTX5L-BS	CT 1205, CT 1207.2
Aprilia	ETV Caponord	2004	GYZ16H, YTX14H-BS, YTX14-BS	CT 1214, EPS 1214
Aprilia	Tuono 1000 R, Factory	2004	YTX12-BS	CT 1212
Aprilia	RSV 1000 Mille R	2004	YTX12-BS	CT 1212

МАРКА	МОДЕЛЬ МОТОЦИКЛА ИЛИ СКУТЕРА	ДАТА ВЫПУСКА	СООТВЕТСТВИЕ JIS-КОДУ	МОДЕЛЬ DELTA
Aprilia	RST Futura	2004	YTX12-BS	CT 1212
Aprilia	RSV 1000 R, Factory	2004	YTX12-BS	CT 1212
Aprilia	Mojito	2004	YTX7L-BS	CT 1207.1
Aprilia	SR50 Ditech	2004	YTZ7S, YTX5L-BS	CT 1205, CT 1207.2
Aprilia	SL Falco	2003	GYZ16H, YTX14H-BS, YTX14-BS	CT 1214, EPS 1214
Aprilia	ETV Caponord	2003	GYZ16H, YTX14H-BS, YTX14-BS	CT 1214, EPS 1214
Aprilia	RST Futura	2003	YTX12-BS	CT 1212
Aprilia	Tuono 1000 R, Factory	2003	YTX12-BS	CT 1212
Aprilia	RSV 1000 Mille R	2003	YTX12-BS	CT 1212
Aprilia	Atlantic	2003	YTX14AHL-BS	CT 1214.1
Aprilia	SR50 Ditech	2003	YTZ7S, YTX5L-BS	CT 1205, CT 1207.2
Aprilia	ETV Caponord	2002	GYZ16H, YTX14H-BS, YTX14-BS	CT 1214, EPS 1214
Aprilia	SL Falco	2002	GYZ16H, YTX14H-BS, YTX14-BS	CT 1214, EPS 1214
Aprilia	RSV 1000 Mille R	2002	YTX12-BS	CT 1212
Aprilia	RST Futura	2002	YTX12-BS	CT 1212
Aprilia	SR50 Ditech	2002	YTZ7S, YTX5L-BS	CT 1205, CT 1207.2
Aprilia	SL Falco	2001	GYZ16H, YTX14H-BS, YTX14-BS	CT 1214, EPS 1214
Aprilia	ETV Caponord	2001	GYZ16H, YTX14H-BS, YTX14-BS	CT 1214, EPS 1214
Aprilia	RSV 1000 Mille R	2001	YTX12-BS	CT 1212
Aprilia	RST Futura	2001	YTX12-BS	CT 1212
Aprilia	SR50 Ditech	2001	YTZ7S, YTX5L-BS	CT 1205, CT 1207.2
Aprilia	SL Falco	2000	GYZ16H, YTX14H-BS, YTX14-BS	CT 1214, EPS 1214
Aprilia	RSV 1000 Mille R	2000	YTX12-BS	CT 1212
Aprilia	RSV 1000 Mille SP	1999	YTX12-BS	CT 1212
Aprilia	RSV 1000 Mille SP	1998	YTX12-BS	CT 1212
Aprilia	RSV 1000 Mille SP	1997	YTX12-BS	CT 1212
Aprilia	RSV 1000 Mille SP	1996	YTX12-BS	CT 1212
Aprilia	Pegaso	1996	YTX14AHL-BS, SYB14L-A2	CT 1214.1
Aprilia	RSV 1000 Mille SP	1995	YTX12-BS	CT 1212
Aprilia	Pegaso	1995	YTX14AHL-BS, SYB14L-A2	CT 1214.1
Aprilia	RSV 1000 Mille SP	1994	YTX12-BS	CT 1212
Aprilia	Pegaso	1994	YTX14AHL-BS, SYB14L-A2	CT 1214.1
Aprilia	RSV 1000 Mille SP	1993	YTX12-BS	CT 1212
Aprilia	Pegaso	1993	YTX14AHL-BS, SYB14L-A2	CT 1214.1
Aprilia	RSV 1000 Mille SP	1992	YTX12-BS	CT 1212
Aprilia	Pegaso	1992	YTX14AHL-BS, SYB14L-A2	CT 1214.1
Aprilia	RSV 1000 Mille SP	1991	YTX12-BS	CT 1212
Aprilia	RSV 1000 Mille SP	1990	YTX12-BS	CT 1212
Aprilia	RSV 1000 Mille SP	1989	YTX12-BS	CT 1212
<b>ATK</b>				
ATK	All Electric Start Models	2001	YTX7L-BS	CT 1207.1
ATK	All Electric Start Models	2000	YTX7L-BS	CT 1207.1
ATK	All Electric Start Models	1999	YTX7L-BS	CT 1207.1
ATK	All Electric Start Models	1998	YTX7L-BS	CT 1207.1
ATK	All Electric Start Models	1997	YTX7L-BS	CT 1207.1
ATK	All Electric Start Models	1996	YTX7L-BS	CT 1207.1
ATK	All Electric Start Models	1995	YTX9-BS	CT 1209
ATK	All Electric Start Models	1994	YTX9-BS	CT 1209
ATK	All Electric Start Models	1993	YTX9-BS	CT 1209
ATK	All Electric Start Models	1992	YTX9-BS	CT 1209
ATK	All Electric Start Models	1991	YTX9-BS	CT 1209
<b>BAJAJ</b>				
Bajaj	Pulsar 150		YTX5L-BS, YTX5L-BS, YTZ7S, YT5L-BS	CT 1205
Bajaj	V 150		YTX5L-BS, YTX5L-BS, YTZ7S, YT5L-BS	CT 1205
Bajaj	boxer		YB5L-BS	CT 1205.1
Bajaj	boxer X		YB5L-BS	CT 1205.1

МАРКА	МОДЕЛЬ МОТОЦИКЛА ИЛИ СКУТЕРА	ДАТА ВЫПУСКА	СООТВЕТСТВИЕ JIS-КОДУ	МОДЕЛЬ DELTA
Bajaj	Pulsar RS 200		YTX9-BS	CT 1209
Bajaj	Pulsar AS 200		YTX9-BS	CT 1209
Bajaj	Pulsar NS 200		YTX9-BS	CT 1209
Bajaj	Avenger Street 220		YB9A-A, YB9A-A, YB9-B, 12N9-4B-1	CT 1210
Bajaj	Avenger Cruise 220		YB9A-A, YB9A-A, YB9-B, 12N9-4B-1	CT 1210
<b>BALTMOTORS</b>				
Baltmotors	GALACTICA 125 DD		YTX7A-BS	CT 1207
Baltmotors	CLASSIC 200		YB9A-A, YB9A-A, YB9-B, 12N9-4B-1	CT 1210
Baltmotors	S-1		YB9A-A, YB9A-A, YB9-B, 12N9-4B-1	CT 1210
Baltmotors	DAKAR 250 E/M		YTX5L-BS, YTX5L-BS, YTZ7S, YT5L-BS	CT 1205
Baltmotors	ENDURO/MOTARD 250 DD		YB9A-A, YB9A-A, YB9-B, 12N9-4B-1	CT 1210
Baltmotors	STRIT 250 DD		YB9A-A, YB9A-A, YB9-B, 12N9-4B-1	CT 1210
<b>BENELLI</b>				
Benelli	900 (6 Cilindri)	ALLYEARS	GYZ32HL, YIX30L-BS,53030	CT 1230, EPS 1230
Benelli	125 Jarno (c/avv.)	ALLYEARS	YB9-B	CT 1210
Benelli	125CS	ALLYEARS	YB9-B	CT 1210
<b>BETAMOTOR</b>				
BETAMOTOR	Eikon	2000	YT4L-BS, YTX4L-BS, YT4L-BS	CT 1204
BETAMOTOR	Eikon	2000	YTX9-BS	CT 1209
BETAMOTOR	Eikon	2000	YTX9-BS	CT 1209
BETAMOTOR	YB10 Dieci	2000	YTX14-BS	CT 1212
BETAMOTOR	Ark Air/Ark Lc	1997	YT4L-BS, YTX4L-BS, YT4L-BS	CT 1204
BETAMOTOR	Quadra	1997	YT4L-BS, YTX4L-BS, YT4L-BS	CT 1204
BETAMOTOR	Chrono	1995	YT4L-BS, YTX4L-BS, YT4L-BS	CT 1204
BETAMOTOR	Adventure	-	YT4L-BS, YTX4L-BS, YT4L-BS	CT 1204
BETAMOTOR	Tempo	-	YT4L-BS, YTX4L-BS, YT4L-BS	CT 1204
<b>BIG DOG</b>				
Big Dog	All Models	ALLYEARS	YTX20HL-BS	CT 12201, EPS 12201
<b>BIMOTA</b>				
Bimota	SB8R, SB8RS	2000	YTX12-BS	CT 1212
Bimota	YB11	1999	YTX12-BS	CT 1212
Bimota	SB8R, SB8RS	1999	YTX12-BS	CT 1212
Bimota	SB6R	1999	YTX12-BS	CT 1212
Bimota	DB3 Mantra	1999	YTX7L-BS	CT 1207.1
Bimota	SB8R, SB8RS	1998	YTX12-BS	CT 1212
Bimota	YB11	1998	YTX12-BS	CT 1212
Bimota	SB6R	1998	YTX12-BS	CT 1212
Bimota	DB3 Mantra	1998	YTX7L-BS	CT 1207.1
Bimota	YB11	1997	YTX12-BS	CT 1212
Bimota	SB6R	1997	YTX12-BS	CT 1212
Bimota	SB6, SB7	1997	YTX7L-BS	CT 1207.1
Bimota	DB3 Mantra	1997	YTX7L-BS	CT 1207.1
Bimota	YB11	1996	YTX12-BS	CT 1212
Bimota	SB6, SB7	1996	YTX7L-BS	CT 1207.1
Bimota	YB8/YB10	1995	YTX14AHL-BS, SYB14L-A2	CT 1214.1
Bimota	SB6, SB7	1995	YTX7L-BS	CT 1207.1
Bimota	YB8/YB10	1994	YTX14AHL-BS, SYB14L-A2	CT 1214.1
Bimota	YB8/YB10	1993	YTX14AHL-BS, SYB14L-A2	CT 1214.1
Bimota	YB8/YB10	1992	YTX14AHL-BS, SYB14L-A2	CT 1214.1
<b>BMW</b>				
BMW	R nine T Scrambler, Pure, Racer, Urban	2019	GYZ16H, YTX14H-BS, YTX14-BS	CT 1214, EPS 1214
BMW	G 310 R, GS	2019	YTX9-BS	CT 1209
BMW	R1200RS	2018	GYZ16H, YTX14H-BS, YTX14-BS	CT 1214, EPS 1214

МАРКА	МОДЕЛЬ МОТОЦИКЛА ИЛИ СКУТЕРА	ДАТА ВЫПУСКА	СООТВЕТСТВИЕ JIS-КОДУ	МОДЕЛЬ DELTA
BMW	R nine T	2018	GYZ16H, YTX14H-BS, YTX14-BS	CT 1214, EPS 1214
BMW	R nine T Scrambler, Pure, Racer, Urban	2018	GYZ16H, YTX14H-BS, YTX14-BS	CT 1214, EPS 1214
BMW	C650 GT, Sport	2018	GYZ16H, YTX14H-BS, YTX14-BS	CT 1214, EPS 1214
BMW	F800ST, GS, GT, R, ADV	2018	GYZ16H, YTX14H-BS, YTX14-BS	CT 1214, EPS 1214
BMW	F700GS	2018	GYZ16H, YTX14H-BS, YTX14-BS	CT 1214, EPS 1214
BMW	R1200RT	2018	YTX20CH-BS, YTX16-BS	EPS 1218.1
BMW	C650 Evolution	2018	YTX9-BS	CT 1209
BMW	G 310 R, GS	2018	YTX9-BS	CT 1209
BMW	F700GS [auxiliary battery]	2018	YTZ14S	CT 1211
BMW	C650 GT, Sport	2017	GYZ16H, YTX14H-BS, YTX14-BS	CT 1214, EPS 1214
BMW	R nine T Scrambler, Pure, Racer, Urban	2017	GYZ16H, YTX14H-BS, YTX14-BS	CT 1214, EPS 1214
BMW	R1200RS	2017	GYZ16H, YTX14H-BS, YTX14-BS	CT 1214, EPS 1214
BMW	F700GS	2017	GYZ16H, YTX14H-BS, YTX14-BS	CT 1214, EPS 1214
BMW	R1200GS	2017	GYZ16H, YTX14H-BS, YTX14-BS	CT 1214, EPS 1214
BMW	F800ST, GS, GT, R, ADV	2017	GYZ16H, YTX14H-BS, YTX14-BS	CT 1214, EPS 1214
BMW	R nine T	2017	GYZ16H, YTX14H-BS, YTX14-BS	CT 1214, EPS 1214
BMW	K1600GT, GTL	2017	YT19BL-BS,51913	CT 1220.1
BMW	R1200RT	2017	YTX20CH-BS, YTX16-BS	EPS 1218.1
BMW	K1600 Bagger	2017	YTX20CH-BS, YTX16-BS	EPS 1218.1
BMW	G 310 R, GS	2017	YTX9-BS	CT 1209
BMW	C650 Evolution	2017	YTX9-BS	CT 1209
BMW	S1000XR	2017	YTX9-BS	CT 1209
BMW	S1000R	2017	YTZ10S	CT 1210.1
BMW	R1200GS Adventure	2017	YTZ14S	CT 1211
BMW	F700GS [auxiliary battery]	2017	YTZ14S	CT 1211
BMW	C650 GT, Sport	2016	GYZ16H, YTX14H-BS, YTX14-BS	CT 1214, EPS 1214
BMW	K1300R, S	2016	GYZ16H, YTX14H-BS, YTX14-BS	CT 1214, EPS 1214
BMW	F700GS	2016	GYZ16H, YTX14H-BS, YTX14-BS	CT 1214, EPS 1214
BMW	R1200RT	2016	GYZ16H, YTX14H-BS, YTX14-BS	CT 1214, EPS 1214
BMW	R nine T	2016	GYZ16H, YTX14H-BS, YTX14-BS	CT 1214, EPS 1214
BMW	C600, Sport	2016	GYZ16H, YTX14H-BS, YTX14-BS	CT 1214, EPS 1214
BMW	R1200S, R	2016	GYZ16H, YTX14H-BS, YTX14-BS	CT 1214, EPS 1214
BMW	R1200GS	2016	GYZ16H, YTX14H-BS, YTX14-BS	CT 1214, EPS 1214
BMW	R1200RS	2016	GYZ16H, YTX14H-BS, YTX14-BS	CT 1214, EPS 1214
BMW	R nine T Scrambler, Pure, Racer, Urban	2016	GYZ16H, YTX14H-BS, YTX14-BS	CT 1214, EPS 1214
BMW	F800ST, GS, GT, R, ADV	2016	GYZ16H, YTX14H-BS, YTX14-BS	CT 1214, EPS 1214
BMW	K1600GT, GTL	2016	YT19BL-BS,51913	CT 1220.1
BMW	C650 Evolution	2016	YTX9-BS	CT 1209
BMW	S1000XR	2016	YTX9-BS	CT 1209
BMW	G 310 R	2016	YTX9-BS	CT 1209
BMW	G 310 R, GS	2016	YTX9-BS	CT 1209
BMW	S1000XR DWA	2016	YTZ10S	CT 1210.1
BMW	S1000R	2016	YTZ10S	CT 1210.1
BMW	S1000RR DWA	2016	YTZ10S	CT 1210.1
BMW	R1200GS Adventure	2016	YTZ14S	CT 1211
BMW	F700GS [auxiliary battery]	2016	YTZ14S	CT 1211
BMW	F800GT [auxiliary battery]	2016	YTZ14S	CT 1211
BMW	S1000RR	2016	YTZ7S	CT 1205, CT 1207.2
BMW	F800ST, GS, GT, R, ADV	2015	GYZ16H, YTX14H-BS, YTX14-BS	CT 1214, EPS 1214
BMW	F700GS	2015	GYZ16H, YTX14H-BS, YTX14-BS	CT 1214, EPS 1214
BMW	R1200S, R	2015	GYZ16H, YTX14H-BS, YTX14-BS	CT 1214, EPS 1214
BMW	R nine T Scrambler, Pure, Racer, Urban	2015	GYZ16H, YTX14H-BS, YTX14-BS	CT 1214, EPS 1214
BMW	C650 GT, Sport	2015	GYZ16H, YTX14H-BS, YTX14-BS	CT 1214, EPS 1214
BMW	K1300R, S	2015	GYZ16H, YTX14H-BS, YTX14-BS	CT 1214, EPS 1214



МАРКА	МОДЕЛЬ МОТОЦИКЛА ИЛИ СКУТЕРА	ДАТА ВЫПУСКА	СООТВЕТСТВИЕ JIS-КОДУ	МОДЕЛЬ DELTA
BMW	R1200GS	2015	GYZ16H, YTX14H-BS, YTX14-BS	CT 1214, EPS 1214
BMW	C600, Sport	2015	GYZ16H, YTX14H-BS, YTX14-BS	CT 1214, EPS 1214
BMW	R1200RT	2015	GYZ16H, YTX14H-BS, YTX14-BS	CT 1214, EPS 1214
BMW	R1200RS	2015	GYZ16H, YTX14H-BS, YTX14-BS	CT 1214, EPS 1214
BMW	R nine T	2015	GYZ16H, YTX14H-BS, YTX14-BS	CT 1214, EPS 1214
BMW	K1600GT, GTL	2015	YT19BL-BS,51913	CT 1220.1
BMW	S1000RR DWA	2015	YTZ10S	CT 1210.1
BMW	S1000R	2015	YTZ10S	CT 1210.1
BMW	F800GT [auxiliary battery]	2015	YTZ14S	CT 1211
BMW	R1200GS Adventure	2015	YTZ14S	CT 1211
BMW	F700GS [auxiliary battery]	2015	YTZ14S	CT 1211
BMW	S1000RR	2015	YTZ7S	CT 1205, CT 1207.2
BMW	R nine T Scrambler, Pure, Racer, Urban	2014	GYZ16H, YTX14H-BS, YTX14-BS	CT 1214, EPS 1214
BMW	F700GS	2014	GYZ16H, YTX14H-BS, YTX14-BS	CT 1214, EPS 1214
BMW	C600, Sport	2014	GYZ16H, YTX14H-BS, YTX14-BS	CT 1214, EPS 1214
BMW	R1200GS	2014	GYZ16H, YTX14H-BS, YTX14-BS	CT 1214, EPS 1214
BMW	R1200RT	2014	GYZ16H, YTX14H-BS, YTX14-BS	CT 1214, EPS 1214
BMW	K1300R, S	2014	GYZ16H, YTX14H-BS, YTX14-BS	CT 1214, EPS 1214
BMW	R nine T	2014	GYZ16H, YTX14H-BS, YTX14-BS	CT 1214, EPS 1214
BMW	F800ST, GS, GT, R, ADV	2014	GYZ16H, YTX14H-BS, YTX14-BS	CT 1214, EPS 1214
BMW	R1200S, R	2014	GYZ16H, YTX14H-BS, YTX14-BS	CT 1214, EPS 1214
BMW	C650 GT, Sport	2014	GYZ16H, YTX14H-BS, YTX14-BS	CT 1214, EPS 1214
BMW	R1200RS	2014	GYZ16H, YTX14H-BS, YTX14-BS	CT 1214, EPS 1214
BMW	K1600GT, GTL	2014	YT19BL-BS,51913	CT 1220.1
BMW	HP4 (w/ alarm system)	2014	YTZ10S	CT 1210.1
BMW	S1000RR DWA	2014	YTZ10S	CT 1210.1
BMW	S1000R	2014	YTZ10S	CT 1210.1
BMW	F700GS [auxiliary battery]	2014	YTZ14S	CT 1211
BMW	F800GT [auxiliary battery]	2014	YTZ14S	CT 1211
BMW	R1200GS Adventure	2014	YTZ14S	CT 1211
BMW	S1000RR	2014	YTZ7S	CT 1205, CT 1207.2
BMW	HP4 (w/o alarm system)	2014	YTZ7S	CT 1205, CT 1207.2
BMW	R nine T	2013	GYZ16H, YTX14H-BS, YTX14-BS	CT 1214, EPS 1214
BMW	R nine T Scrambler, Pure, Racer, Urban	2013	GYZ16H, YTX14H-BS, YTX14-BS	CT 1214, EPS 1214
BMW	F800ST, GS, GT, R, ADV	2013	GYZ16H, YTX14H-BS, YTX14-BS	CT 1214, EPS 1214
BMW	C650 GT, Sport	2013	GYZ16H, YTX14H-BS, YTX14-BS	CT 1214, EPS 1214
BMW	R1200GS	2013	GYZ16H, YTX14H-BS, YTX14-BS	CT 1214, EPS 1214
BMW	R1200S, R	2013	GYZ16H, YTX14H-BS, YTX14-BS	CT 1214, EPS 1214
BMW	F700GS	2013	GYZ16H, YTX14H-BS, YTX14-BS	CT 1214, EPS 1214
BMW	K1300R, S	2013	GYZ16H, YTX14H-BS, YTX14-BS	CT 1214, EPS 1214
BMW	C600, Sport	2013	GYZ16H, YTX14H-BS, YTX14-BS	CT 1214, EPS 1214
BMW	K1600GT, GTL	2013	YT19BL-BS,51913	CT 1220.1
BMW	R1200RT	2013	YT19BL-BS,51913	CT 1220.1
BMW	HP4 (w/ alarm system)	2013	YTZ10S	CT 1210.1
BMW	S1000RR	2013	YTZ10S	CT 1210.1
BMW	F800GT [auxiliary battery]	2013	YTZ14S	CT 1211
BMW	R1200GS Adventure	2013	YTZ14S	CT 1211
BMW	F700GS [auxiliary battery]	2013	YTZ14S	CT 1211
BMW	HP4 (w/o alarm system)	2013	YTZ7S	CT 1205, CT 1207.2
BMW	F650GS	2012	GYZ16H, YTX14H-BS, YTX14-BS	CT 1214, EPS 1214
BMW	K1300R, S	2012	GYZ16H, YTX14H-BS, YTX14-BS	CT 1214, EPS 1214
BMW	C650 GT, Sport	2012	GYZ16H, YTX14H-BS, YTX14-BS	CT 1214, EPS 1214
BMW	F700GS	2012	GYZ16H, YTX14H-BS, YTX14-BS	CT 1214, EPS 1214
BMW	F800ST, GS, GT, R, ADV	2012	GYZ16H, YTX14H-BS, YTX14-BS	CT 1214, EPS 1214
BMW	R1200S, R	2012	GYZ16H, YTX14H-BS, YTX14-BS	CT 1214, EPS 1214

МАРКА	МОДЕЛЬ МОТОЦИКЛА ИЛИ СКУТЕРА	ДАТА ВЫПУСКА	СООТВЕТСТВИЕ JIS-КОДУ	МОДЕЛЬ DELTA
BMW	R1200GS	2012	GYZ16H, YTX14H-BS, YTX14-BS	CT 1214, EPS 1214
BMW	R1200RT	2012	YT19BL-BS,51913	CT 1220.1
BMW	K1600GT, GTL	2012	YT19BL-BS,51913	CT 1220.1
BMW	S1000RR	2012	YTZ10S	CT 1210.1
BMW	F700GS (auxiliary battery)	2012	YTZ14S	CT 1211
BMW	R1200GS Adventure	2012	YTZ14S	CT 1211
BMW	C600	2012	YTZ14S	CT 1211
BMW	K1300R, S	2011	GYZ16H, YTX14H-BS, YTX14-BS	CT 1214, EPS 1214
BMW	HP2 Sport / Megamoto	2011	GYZ16H, YTX14H-BS, YTX14-BS	CT 1214, EPS 1214
BMW	F650GS	2011	GYZ16H, YTX14H-BS, YTX14-BS	CT 1214, EPS 1214
BMW	C650 GT, Sport	2011	GYZ16H, YTX14H-BS, YTX14-BS	CT 1214, EPS 1214
BMW	R1200GS	2011	GYZ16H, YTX14H-BS, YTX14-BS	CT 1214, EPS 1214
BMW	F700GS	2011	GYZ16H, YTX14H-BS, YTX14-BS	CT 1214, EPS 1214
BMW	F800ST, GS, GT, R, ADV	2011	GYZ16H, YTX14H-BS, YTX14-BS	CT 1214, EPS 1214
BMW	R1200S, R	2011	GYZ16H, YTX14H-BS, YTX14-BS	CT 1214, EPS 1214
BMW	R1200RT	2011	YT19BL-BS,51913	CT 1220.1
BMW	K1600GT, GTL	2011	YT19BL-BS,51913	CT 1220.1
BMW	K1300GT	2011	YT19BL-BS,51913	CT 1220.1
BMW	S1000RR	2011	YTZ10S	CT 1210.1
BMW	S1000RR DWA	2011	YTZ12S	CT 1211
BMW	F700GS (auxiliary battery)	2011	YTZ14S	CT 1211
BMW	R1200GS Adventure	2011	YTZ14S	CT 1211
BMW	C600	2011	YTZ14S	CT 1211
BMW	HP2 Sport / Megamoto / Enduro	2011	YTZ14S	CT 1211
BMW	G450	2011	YTZ7S	CT 1205, CT 1207.2
BMW	R1200S, R	2010	GYZ16H, YTX14H-BS, YTX14-BS	CT 1214, EPS 1214
BMW	F650GS	2010	GYZ16H, YTX14H-BS, YTX14-BS	CT 1214, EPS 1214
BMW	R1200GS	2010	GYZ16H, YTX14H-BS, YTX14-BS	CT 1214, EPS 1214
BMW	K1300R, S	2010	GYZ16H, YTX14H-BS, YTX14-BS	CT 1214, EPS 1214
BMW	F800ST, GS, GT, R, ADV	2010	GYZ16H, YTX14H-BS, YTX14-BS	CT 1214, EPS 1214
BMW	R1200RT	2010	YT19BL-BS,51913	CT 1220.1
BMW	K1300GT	2010	YT19BL-BS,51913	CT 1220.1
BMW	S1000RR	2010	YTZ10S	CT 1210.1
BMW	S1000RR DWA	2010	YTZ12S	CT 1211
BMW	R1200GS Adventure	2010	YTZ14S	CT 1211
BMW	HP2 Sport / Megamoto / Enduro	2010	YTZ14S	CT 1211
BMW	G450	2010	YTZ7S	CT 1205, CT 1207.2
BMW	F800ST, GS, GT, R, ADV	2009	GYZ16H, YTX14H-BS, YTX14-BS	CT 1214, EPS 1214
BMW	K1200R, S	2009	GYZ16H, YTX14H-BS, YTX14-BS	CT 1214, EPS 1214
BMW	R1200GS	2009	GYZ16H, YTX14H-BS, YTX14-BS	CT 1214, EPS 1214
BMW	K1300R, S	2009	GYZ16H, YTX14H-BS, YTX14-BS	CT 1214, EPS 1214
BMW	F650GS	2009	GYZ16H, YTX14H-BS, YTX14-BS	CT 1214, EPS 1214
BMW	R1200S, R	2009	GYZ16H, YTX14H-BS, YTX14-BS	CT 1214, EPS 1214
BMW	K1200LT, GT	2009	YT19BL-BS,51913	CT 1220.1
BMW	R1200RT	2009	YT19BL-BS,51913	CT 1220.1
BMW	K1300GT	2009	YT19BL-BS,51913	CT 1220.1
BMW	S1000RR	2009	YTZ10S	CT 1210.1
BMW	G560 X, Challenge, Country, Moto	2009	YTZ10S	CT 1210.1
BMW	S1000RR DWA	2009	YTZ12S	CT 1211
BMW	R1200GS Adventure	2009	YTZ14S	CT 1211
BMW	HP2 Sport / Megamoto / Enduro	2009	YTZ14S	CT 1211
BMW	G450	2009	YTZ7S	CT 1205, CT 1207.2
BMW	F650GS	2008	GYZ16H, YTX14H-BS, YTX14-BS	CT 1214, EPS 1214
BMW	R1200GS	2008	GYZ16H, YTX14H-BS, YTX14-BS	CT 1214, EPS 1214
BMW	F800ST, GS, GT, R, ADV	2008	GYZ16H, YTX14H-BS, YTX14-BS	CT 1214, EPS 1214
BMW	K1200R, S	2008	GYZ16H, YTX14H-BS, YTX14-BS	CT 1214, EPS 1214
BMW	R1200S, R	2008	GYZ16H, YTX14H-BS, YTX14-BS	CT 1214, EPS 1214

# #ДЕЛЬТА ЗАВОДИТ



МАРКА	МОДЕЛЬ МОТОЦИКЛА ИЛИ СКУТЕРА	ДАТА ВЫПУСКА	СООТВЕТСТВИЕ JIS-КОДУ	МОДЕЛЬ DELTA
BMW	K1200LT, GT	2008	YT19BL-BS,51913	CT 1220.1
BMW	R1200RT	2008	YT19BL-BS,51913	CT 1220.1
BMW	G560 X, Challenge, Country, Moto	2008	YTZ10S	CT 1210.1
BMW	R1200GS Adventure	2008	YTZ14S	CT 1211
BMW	HP2 Sport / Megamoto / Enduro	2008	YTZ14S	CT 1211
BMW	R1200ST	2007	GYZ16H, YTX14H-BS, YTX14-BS	CT 1214, EPS 1214
BMW	K1200R, S	2007	GYZ16H, YTX14H-BS, YTX14-BS	CT 1214, EPS 1214
BMW	F800ST, GS, GT, R, ADV	2007	GYZ16H, YTX14H-BS, YTX14-BS	CT 1214, EPS 1214
BMW	R1200S, R	2007	GYZ16H, YTX14H-BS, YTX14-BS	CT 1214, EPS 1214
BMW	R1200GS	2007	GYZ16H, YTX14H-BS, YTX14-BS	CT 1214, EPS 1214
BMW	F650GS	2007	GYZ16H, YTX14H-BS, YTX14-BS	CT 1214, EPS 1214
BMW	R1200RT	2007	YT19BL-BS,51913	CT 1220.1
BMW	K1200LT, GT	2007	YT19BL-BS,51913	CT 1220.1
BMW	G560 X, Challenge, Country, Moto	2007	YTZ10S	CT 1210.1
BMW	HP2 Sport / Megamoto / Enduro	2007	YTZ14S	CT 1211
BMW	R1200S, R	2006	GYZ16H, YTX14H-BS, YTX14-BS	CT 1214, EPS 1214
BMW	R1200GS	2006	GYZ16H, YTX14H-BS, YTX14-BS	CT 1214, EPS 1214
BMW	R1200ST	2006	GYZ16H, YTX14H-BS, YTX14-BS	CT 1214, EPS 1214
BMW	K1200R, S	2006	GYZ16H, YTX14H-BS, YTX14-BS	CT 1214, EPS 1214
BMW	R1200RT	2006	YT19BL-BS,51913	CT 1220.1
BMW	R1150R, RS, RT	2006	YT19BL-BS,51913	CT 1220.1
BMW	K1200LT, GT	2006	YT19BL-BS,51913	CT 1220.1
BMW	G560 X, Challenge, Country, Moto	2006	YTZ10S	CT 1210.1
BMW	HP2 Sport / Megamoto / Enduro	2006	YTZ14S	CT 1211
BMW	K1200R, S	2005	GYZ16H, YTX14H-BS, YTX14-BS	CT 1214, EPS 1214
BMW	R1200S, R	2005	GYZ16H, YTX14H-BS, YTX14-BS	CT 1214, EPS 1214
BMW	R1200ST	2005	GYZ16H, YTX14H-BS, YTX14-BS	CT 1214, EPS 1214
BMW	R1200GS	2005	GYZ16H, YTX14H-BS, YTX14-BS	CT 1214, EPS 1214
BMW	R1100S, ABS	2005	YT19BL-BS,51913	CT 1220.1
BMW	R1150R, RS, RT	2005	YT19BL-BS,51913	CT 1220.1
BMW	R1200RT	2005	YT19BL-BS,51913	CT 1220.1
BMW	K1200RS	2005	YT19BL-BS,51913	CT 1220.1
BMW	K1200LT, GT	2005	YT19BL-BS,51913	CT 1220.1
BMW	R1200C	2005	YT19BL-BS,51913	CT 1220.1
BMW	K1200LT, GT, RS, S	2005	YT19BL-BS,51913	CT 1220.1
BMW	R1150GS, R	2005	YT19BL-BS,51913	CT 1220.1
BMW	HP2 Sport / Megamoto / Enduro	2005	YTZ14S	CT 1211
BMW	R1200C	2004	YT19BL-BS,51913	CT 1220.1
BMW	K1200RS	2004	YT19BL-BS,51913	CT 1220.1
BMW	R1150R, RS, RT	2004	YT19BL-BS,51913	CT 1220.1
BMW	K1200LT, GT, RS, S	2004	YT19BL-BS,51913	CT 1220.1
BMW	R1150GS, R	2004	YT19BL-BS,51913	CT 1220.1
BMW	R1100S, ABS	2004	YT19BL-BS,51913	CT 1220.1
BMW	R1150R, RS, RT	2003	YT19BL-BS,51913	CT 1220.1
BMW	K1200RS	2003	YT19BL-BS,51913	CT 1220.1
BMW	K1200LT, GT, RS, S	2003	YT19BL-BS,51913	CT 1220.1
BMW	R1150GS, R	2003	YT19BL-BS,51913	CT 1220.1
BMW	R1100S, ABS	2003	YT19BL-BS,51913	CT 1220.1
BMW	R1200C	2003	YT19BL-BS,51913	CT 1220.1
BMW	R1100S, ABS	2002	YT19BL-BS,51913	CT 1220.1
BMW	K1200LT, GT, RS, S	2002	YT19BL-BS,51913	CT 1220.1
BMW	R1150R, RS, RT	2002	YT19BL-BS,51913	CT 1220.1
BMW	K1200RS	2002	YT19BL-BS,51913	CT 1220.1
BMW	R1200C	2002	YT19BL-BS,51913	CT 1220.1
BMW	R1150GS, R	2002	YT19BL-BS,51913	CT 1220.1
BMW	R1150R, RS, RT	2001	YT19BL-BS,51913	CT 1220.1
BMW	R1100S, ABS	2001	YT19BL-BS,51913	CT 1220.1

МАРКА	МОДЕЛЬ МОТОЦИКЛА ИЛИ СКУТЕРА	ДАТА ВЫПУСКА	СООТВЕТСТВИЕ JIS-КОДУ	МОДЕЛЬ DELTA
BMW	K1200LT, GT, RS, S	2001	YT19BL-BS,51913	CT 1220.1
BMW	R1150GS, R	2001	YT19BL-BS,51913	CT 1220.1
BMW	K1200RS	2001	YT19BL-BS,51913	CT 1220.1
BMW	R1200C	2001	YT19BL-BS,51913	CT 1220.1
BMW	R1100GS	2000	YT19BL-BS,51913	CT 1220.1
BMW	R1150GS, R	2000	YT19BL-BS,51913	CT 1220.1
BMW	R1100RS, RT	2000	YT19BL-BS,51913	CT 1220.1
BMW	R1200C	2000	YT19BL-BS,51913	CT 1220.1
BMW	K1200LT, GT, RS, S	2000	YT19BL-BS,51913	CT 1220.1
BMW	R1100S, ABS	2000	YT19BL-BS,51913	CT 1220.1
BMW	R1100R	2000	YT19BL-BS,51913	CT 1220.1
BMW	K1200RS	2000	YT19BL-BS,51913	CT 1220.1
BMW	K1200RS	1999	YT19BL-BS,51913	CT 1220.1
BMW	R1100RS, RT	1999	YT19BL-BS,51913	CT 1220.1
BMW	R1100S, ABS	1999	YT19BL-BS,51913	CT 1220.1
BMW	R1100GS	1999	YT19BL-BS,51913	CT 1220.1
BMW	K1200LT, GT, RS, S	1999	YT19BL-BS,51913	CT 1220.1
BMW	R1200C	1999	YT19BL-BS,51913	CT 1220.1
BMW	R1100R	1999	YT19BL-BS,51913	CT 1220.1
BMW	R1200C	1998	YT19BL-BS,51913	CT 1220.1
BMW	R1100S, ABS	1998	YT19BL-BS,51913	CT 1220.1
BMW	R1100GS	1998	YT19BL-BS,51913	CT 1220.1
BMW	K1200RS	1998	YT19BL-BS,51913	CT 1220.1
BMW	R1100RS, RT	1998	YT19BL-BS,51913	CT 1220.1
BMW	R1100R	1998	YT19BL-BS,51913	CT 1220.1
BMW	R1100GS	1997	YT19BL-BS,51913	CT 1220.1
BMW	R850R	1997	YT19BL-BS,51913	CT 1220.1
BMW	R1100RS, RT	1997	YT19BL-BS,51913	CT 1220.1
BMW	K1200RS	1997	YT19BL-BS,51913	CT 1220.1
BMW	R1100R	1997	YT19BL-BS,51913	CT 1220.1
BMW	R80GS, R80ST	1996	YT19BL-BS,51814	CT 1220.1
BMW	R850R	1996	YT19BL-BS,51913	CT 1220.1
BMW	K75RT	1996	YT19BL-BS,51913	CT 1220.1
BMW	R1100RS, RT	1996	YT19BL-BS,51913	CT 1220.1
BMW	R1100GS	1996	YT19BL-BS,51913	CT 1220.1
BMW	R1100R	1996	YT19BL-BS,51913	CT 1220.1
BMW	R65	1995	GYZ32HL, YIX30L-BS,53030	CT 1230, EPS 1230
BMW	R80, R80RT	1995	GYZ32HL, YIX30L-BS,53030	CT 1230, EPS 1230
BMW	R100GS, PD, R, RS, RT	1995	GYZ32HL, YIX30L-BS,53030	CT 1230, EPS 1230
BMW	K75, RT	1995	GYZ32HL, YIX30L-BS,53030	CT 1230, EPS 1230
BMW	R80GS, R80ST	1995	YT19BL-BS,51814	CT 1220.1
BMW	K75C	1995	YT19BL-BS,51814	CT 1220.1
BMW	R1100RS, RT	1995	YT19BL-BS,51913	CT 1220.1
BMW	R1100GS	1995	YT19BL-BS,51913	CT 1220.1
BMW	R1100R	1995	YT19BL-BS,51913	CT 1220.1
BMW	R850R	1995	YT19BL-BS,51913	CT 1220.1
BMW	K75	1995	YT19BL-BS,51913	CT 1220.1
BMW	K75RT	1995	YT19BL-BS,51913	CT 1220.1
BMW	K1100LT/RS	1995	YT19BL-BS,51913	CT 1220.1
BMW	R80, R80RT	1994	GYZ32HL, YIX30L-BS,53030	CT 1230, EPS 1230
BMW	K75, RT	1994	GYZ32HL, YIX30L-BS,53030	CT 1230, EPS 1230
BMW	R65	1994	GYZ32HL, YIX30L-BS,53030	CT 1230, EPS 1230
BMW	R100GS, PD, R, RS, RT	1994	GYZ32HL, YIX30L-BS,53030	CT 1230, EPS 1230
BMW	K75C	1994	YT19BL-BS,51814	CT 1220.1
BMW	R80GS, R80ST	1994	YT19BL-BS,51814	CT 1220.1
BMW	R1100GS	1994	YT19BL-BS,51913	CT 1220.1
BMW	R1100R	1994	YT19BL-BS,51913	CT 1220.1

# #ДЕЛЬТА ЗАВОДИТ



МАРКА	МОДЕЛЬ МОТОЦИКЛА ИЛИ СКУТЕРА	ДАТА ВЫПУСКА	СООТВЕТСТВИЕ JIS-КОДУ	МОДЕЛЬ DELTA
BMW	R1100RS, RT	1994	YT19BL-BS,51913	CT 1220.1
BMW	K75RT	1994	YT19BL-BS,51913	CT 1220.1
BMW	K75	1994	YT19BL-BS,51913	CT 1220.1
BMW	K1100LT/RS	1994	YT19BL-BS,51913	CT 1220.1
BMW	R65	1993	GYZ32HL, YIX30L-BS,53030	CT 1230, EPS 1230
BMW	K75, RT	1993	GYZ32HL, YIX30L-BS,53030	CT 1230, EPS 1230
BMW	All «K» Models	1993	GYZ32HL, YIX30L-BS,53030	CT 1230, EPS 1230
BMW	R100GS, PD, R, RS, RT	1993	GYZ32HL, YIX30L-BS,53030	CT 1230, EPS 1230
BMW	R80, R80RT	1993	GYZ32HL, YIX30L-BS,53030	CT 1230, EPS 1230
BMW	R80GS, R80ST	1993	YT19BL-BS,51814	CT 12201.1
BMW	K75C	1993	YT19BL-BS,51814	CT 12201.1
BMW	K1100LT/RS	1993	YT19BL-BS,51913	CT 1220.1
BMW	K75RT	1993	YT19BL-BS,51913	CT 1220.1
BMW	K75	1993	YT19BL-BS,51913	CT 1220.1
BMW	R1100RS, RT	1993	YT19BL-BS,51913	CT 1220.1
BMW	R65	1992	GYZ32HL, YIX30L-BS,53030	CT 1230, EPS 1230
BMW	R80, R80RT	1992	GYZ32HL, YIX30L-BS,53030	CT 1230, EPS 1230
BMW	K75, RT	1992	GYZ32HL, YIX30L-BS,53030	CT 1230, EPS 1230
BMW	All «K» Models	1992	GYZ32HL, YIX30L-BS,53030	CT 1230, EPS 1230
BMW	R100GS, PD, R, RS, RT	1992	GYZ32HL, YIX30L-BS,53030	CT 1230, EPS 1230
BMW	R80GS, R80ST	1992	YT19BL-BS,51814	CT 12201.1
BMW	K75C	1992	YT19BL-BS,51814	CT 12201.1
BMW	K75RT	1992	YT19BL-BS,51913	CT 1220.1
BMW	K1100LT/RS	1992	YT19BL-BS,51913	CT 1220.1
BMW	R65	1991	GYZ32HL, YIX30L-BS,53030	CT 1230, EPS 1230
BMW	R100GS, PD, R, RS, RT	1991	GYZ32HL, YIX30L-BS,53030	CT 1230, EPS 1230
BMW	R80, R80RT	1991	GYZ32HL, YIX30L-BS,53030	CT 1230, EPS 1230
BMW	All «K» Models	1991	GYZ32HL, YIX30L-BS,53030	CT 1230, EPS 1230
BMW	K75, RT	1991	GYZ32HL, YIX30L-BS,53030	CT 1230, EPS 1230
BMW	K75C	1991	YT19BL-BS,51814	CT 12201.1
BMW	R80GS, R80ST	1991	YT19BL-BS,51814	CT 12201.1
BMW	K1100LT/RS	1991	YT19BL-BS,51913	CT 1220.1
BMW	R100GS, PD, R, RS, RT	1990	GYZ32HL, YIX30L-BS,53030	CT 1230, EPS 1230
BMW	R80, R80RT	1990	GYZ32HL, YIX30L-BS,53030	CT 1230, EPS 1230
BMW	All «K» Models	1990	GYZ32HL, YIX30L-BS,53030	CT 1230, EPS 1230
BMW	K75, RT	1990	GYZ32HL, YIX30L-BS,53030	CT 1230, EPS 1230
BMW	R65	1990	GYZ32HL, YIX30L-BS,53030	CT 1230, EPS 1230
BMW	R80GS, R80ST	1990	YT19BL-BS,51814	CT 12201.1
BMW	K75C	1990	YT19BL-BS,51814	CT 12201.1
BMW	K1100LT/RS	1990	YT19BL-BS,51913	CT 1220.1
BMW	All «K» Models	1989	GYZ32HL, YIX30L-BS,53030	CT 1230, EPS 1230
BMW	R80, R80RT	1989	GYZ32HL, YIX30L-BS,53030	CT 1230, EPS 1230
BMW	R65	1989	GYZ32HL, YIX30L-BS,53030	CT 1230, EPS 1230
BMW	K75, RT	1989	GYZ32HL, YIX30L-BS,53030	CT 1230, EPS 1230
BMW	R100GS, PD, R, RS, RT	1989	GYZ32HL, YIX30L-BS,53030	CT 1230, EPS 1230
BMW	R80GS, R80ST	1989	YT19BL-BS,51814	CT 12201.1
BMW	K75C	1989	YT19BL-BS,51814	CT 12201.1
BMW	R65	1988	GYZ32HL, YIX30L-BS,53030	CT 1230, EPS 1230
BMW	All «K» Models	1988	GYZ32HL, YIX30L-BS,53030	CT 1230, EPS 1230
BMW	K75, RT	1988	GYZ32HL, YIX30L-BS,53030	CT 1230, EPS 1230
BMW	R100GS, PD, R, RS, RT	1988	GYZ32HL, YIX30L-BS,53030	CT 1230, EPS 1230
BMW	R80, R80RT	1988	GYZ32HL, YIX30L-BS,53030	CT 1230, EPS 1230
BMW	R80GS, R80ST	1988	YT19BL-BS,51814	CT 12201.1
BMW	K75C	1988	YT19BL-BS,51814	CT 12201.1
BMW	R65	1987	GYZ32HL, YIX30L-BS,53030	CT 1230, EPS 1230
BMW	R100GS, PD, R, RS, RT	1987	GYZ32HL, YIX30L-BS,53030	CT 1230, EPS 1230
BMW	R80, R80RT	1987	GYZ32HL, YIX30L-BS,53030	CT 1230, EPS 1230

МАРКА	МОДЕЛЬ МОТОЦИКЛА ИЛИ СКУТЕРА	ДАТА ВЫПУСКА	СООТВЕТСТВИЕ JIS-КОДУ	МОДЕЛЬ DELTA
BMW	All «K» Models	1987	GYZ32HL, YIX30L-BS,53030	CT 1230, EPS 1230
BMW	K75, RT	1987	GYZ32HL, YIX30L-BS,53030	CT 1230, EPS 1230
BMW	K75C	1987	YT19BL-BS,51814	CT 12201.1
BMW	R80GS, R80ST	1987	YT19BL-BS,51814	CT 12201.1
BMW	R65	1986	GYZ32HL, YIX30L-BS,53030	CT 1230, EPS 1230
BMW	R80, R80RT	1986	GYZ32HL, YIX30L-BS,53030	CT 1230, EPS 1230
BMW	K75, RT	1986	GYZ32HL, YIX30L-BS,53030	CT 1230, EPS 1230
BMW	All «K» Models	1986	GYZ32HL, YIX30L-BS,53030	CT 1230, EPS 1230
BMW	K75C	1986	YT19BL-BS,51814	CT 12201.1
BMW	K75S	1986	YT19BL-BS,51814	CT 12201.1
BMW	K75	1986	YT19BL-BS,51814	CT 12201.1
BMW	R80GS, R80ST	1986	YT19BL-BS,51814	CT 12201.1
BMW	R80, R80RT	1985	GYZ32HL, YIX30L-BS,53030	CT 1230, EPS 1230
BMW	R65	1985	GYZ32HL, YIX30L-BS,53030	CT 1230, EPS 1230
BMW	All «K» Models	1985	GYZ32HL, YIX30L-BS,53030	CT 1230, EPS 1230
BMW	K75, RT	1985	GYZ32HL, YIX30L-BS,53030	CT 1230, EPS 1230
BMW	R80GS, R80ST	1985	YT19BL-BS,51814	CT 12201.1
BMW	K75	1985	YT19BL-BS,51814	CT 12201.1
BMW	K75S	1985	YT19BL-BS,51814	CT 12201.1
BMW	K75C	1985	YT19BL-BS,51814	CT 12201.1
BMW	All «K» Models	1984	GYZ32HL, YIX30L-BS,53030	CT 1230, EPS 1230
BMW	R75/7	1984	GYZ32HL, YIX30L-BS,53030	CT 1230, EPS 1230
BMW	R80, R80RT	1984	GYZ32HL, YIX30L-BS,53030	CT 1230, EPS 1230
BMW	R100/7	1984	GYZ32HL, YIX30L-BS,53030	CT 1230, EPS 1230
BMW	R60/6, R60/7	1984	GYZ32HL, YIX30L-BS,53030	CT 1230, EPS 1230
BMW	R65	1984	GYZ32HL, YIX30L-BS,53030	CT 1230, EPS 1230
BMW	R80/7, R80RT	1984	GYZ32HL, YIX30L-BS,53030	CT 1230, EPS 1230
BMW	R100CS	1984	GYZ32HL, YIX30L-BS,53030	CT 1230, EPS 1230
BMW	R65LS	1984	YT19BL-BS,51814	CT 12201.1
BMW	R80GS, R80ST	1984	YT19BL-BS,51814	CT 12201.1
BMW	R100CS	1983	GYZ32HL, YIX30L-BS,53030	CT 1230, EPS 1230
BMW	R60/6, R60/7	1983	GYZ32HL, YIX30L-BS,53030	CT 1230, EPS 1230
BMW	All «K» Models	1983	GYZ32HL, YIX30L-BS,53030	CT 1230, EPS 1230
BMW	R100/7	1983	GYZ32HL, YIX30L-BS,53030	CT 1230, EPS 1230
BMW	R75/7	1983	GYZ32HL, YIX30L-BS,53030	CT 1230, EPS 1230
BMW	R80/7, R80RT	1983	GYZ32HL, YIX30L-BS,53030	CT 1230, EPS 1230
BMW	R80GS, R80ST	1983	YT19BL-BS,51814	CT 12201.1
BMW	R65LS	1983	YT19BL-BS,51814	CT 12201.1
BMW	R80/7, R80RT	1982	GYZ32HL, YIX30L-BS,53030	CT 1230, EPS 1230
BMW	R100/7	1982	GYZ32HL, YIX30L-BS,53030	CT 1230, EPS 1230
BMW	R100CS	1982	GYZ32HL, YIX30L-BS,53030	CT 1230, EPS 1230
BMW	R60/6, R60/7	1982	GYZ32HL, YIX30L-BS,53030	CT 1230, EPS 1230
BMW	R75/7	1982	GYZ32HL, YIX30L-BS,53030	CT 1230, EPS 1230
BMW	R65LS	1982	YT19BL-BS,51814	CT 12201.1
BMW	R80GS, R80ST	1982	YT19BL-BS,51814	CT 12201.1
BMW	R75/7	1981	GYZ32HL, YIX30L-BS,53030	CT 1230, EPS 1230
BMW	R80/7, R80RT	1981	GYZ32HL, YIX30L-BS,53030	CT 1230, EPS 1230
BMW	R100CS	1981	GYZ32HL, YIX30L-BS,53030	CT 1230, EPS 1230
BMW	R100/7	1981	GYZ32HL, YIX30L-BS,53030	CT 1230, EPS 1230
BMW	R60/6, R60/7	1981	GYZ32HL, YIX30L-BS,53030	CT 1230, EPS 1230
BMW	R65LS	1981	YT19BL-BS,51814	CT 12201.1
BMW	R80GS, R80ST	1981	YT19BL-BS,51814	CT 12201.1
BMW	R80/7, R80RT	1980	GYZ32HL, YIX30L-BS,53030	CT 1230, EPS 1230
BMW	R75/7	1980	GYZ32HL, YIX30L-BS,53030	CT 1230, EPS 1230
BMW	R100CS	1980	GYZ32HL, YIX30L-BS,53030	CT 1230, EPS 1230
BMW	R100/7	1980	GYZ32HL, YIX30L-BS,53030	CT 1230, EPS 1230
BMW	R60/6, R60/7	1980	GYZ32HL, YIX30L-BS,53030	CT 1230, EPS 1230

# #ДЕЛЬТА ЗАВОДИТ



МАРКА	МОДЕЛЬ МОТОЦИКЛА ИЛИ СКУТЕРА	ДАТА ВЫПУСКА	СООТВЕТСТВИЕ JIS-КОДУ	МОДЕЛЬ DELTA
BMW	R80GS, R80ST	1980	YT19BL-BS,51814	CT 12201.1
BMW	R65LS	1980	YT19BL-BS,51814	CT 12201.1
BMW	R80/7, R80RT	1979	GYZ32HL, YIX30L-BS,53030	CT 1230, EPS 1230
BMW	R60/6, R60/7	1979	GYZ32HL, YIX30L-BS,53030	CT 1230, EPS 1230
BMW	R100CS	1979	GYZ32HL, YIX30L-BS,53030	CT 1230, EPS 1230
BMW	R100/7	1979	GYZ32HL, YIX30L-BS,53030	CT 1230, EPS 1230
BMW	R75/7	1979	GYZ32HL, YIX30L-BS,53030	CT 1230, EPS 1230
BMW	R65LS	1979	YT19BL-BS,51814	CT 12201.1
BMW	R100CS	1978	GYZ32HL, YIX30L-BS,53030	CT 1230, EPS 1230
BMW	R80/7, R80RT	1978	GYZ32HL, YIX30L-BS,53030	CT 1230, EPS 1230
BMW	R100/7	1978	GYZ32HL, YIX30L-BS,53030	CT 1230, EPS 1230
BMW	R75/7	1978	GYZ32HL, YIX30L-BS,53030	CT 1230, EPS 1230
BMW	R60/6, R60/7	1978	GYZ32HL, YIX30L-BS,53030	CT 1230, EPS 1230
BMW	R65LS	1978	YT19BL-BS,51814	CT 12201.1
BMW	R100CS	1977	GYZ32HL, YIX30L-BS,53030	CT 1230, EPS 1230
BMW	R75/7	1977	GYZ32HL, YIX30L-BS,53030	CT 1230, EPS 1230
BMW	R60/6, R60/7	1977	GYZ32HL, YIX30L-BS,53030	CT 1230, EPS 1230
BMW	R100/7	1977	GYZ32HL, YIX30L-BS,53030	CT 1230, EPS 1230
BMW	R60/6, R60/7	1976	GYZ32HL, YIX30L-BS,53030	CT 1230, EPS 1230
BMW	R100/7	1976	GYZ32HL, YIX30L-BS,53030	CT 1230, EPS 1230
BMW	R90/6, R90S	1976	GYZ32HL, YIX30L-BS,53030	CT 1230, EPS 1230
BMW	R75/7	1976	GYZ32HL, YIX30L-BS,53030	CT 1230, EPS 1230
BMW	R100CS	1976	GYZ32HL, YIX30L-BS,53030	CT 1230, EPS 1230
BMW	R75/6	1976	GYZ32HL, YIX30L-BS,53030	CT 1230, EPS 1230
BMW	R60/6, R60/7	1975	GYZ32HL, YIX30L-BS,53030	CT 1230, EPS 1230
BMW	R75/6	1975	GYZ32HL, YIX30L-BS,53030	CT 1230, EPS 1230
BMW	R90/6, R90S	1975	GYZ32HL, YIX30L-BS,53030	CT 1230, EPS 1230
BMW	R60/6, R60/7	1974	GYZ32HL, YIX30L-BS,53030	CT 1230, EPS 1230
BMW	R90/6, R90S	1974	GYZ32HL, YIX30L-BS,53030	CT 1230, EPS 1230
BMW	R75/6	1974	GYZ32HL, YIX30L-BS,53030	CT 1230, EPS 1230
BMW	R90/6, R90S	1973	GYZ32HL, YIX30L-BS,53030	CT 1230, EPS 1230
BMW	R75/6	1973	GYZ32HL, YIX30L-BS,53030	CT 1230, EPS 1230
BMW	R60/6, R60/7	1973	GYZ32HL, YIX30L-BS,53030	CT 1230, EPS 1230
BMW	R50/5	1973	YT19BL-BS,51814	CT 12201.1
BMW	R60/5	1973	YT19BL-BS,51814	CT 12201.1
BMW	R75/5	1973	YT19BL-BS,51814	CT 12201.1
BMW	R60/6, R60/7	1972	GYZ32HL, YIX30L-BS,53030	CT 1230, EPS 1230
BMW	R90/6, R90S	1972	GYZ32HL, YIX30L-BS,53030	CT 1230, EPS 1230
BMW	R75/6	1972	GYZ32HL, YIX30L-BS,53030	CT 1230, EPS 1230
BMW	R60/5	1972	YT19BL-BS,51814	CT 12201.1
BMW	R50/5	1972	YT19BL-BS,51814	CT 12201.1
BMW	R75/5	1972	YT19BL-BS,51814	CT 12201.1
BMW	R75/6	1971	GYZ32HL, YIX30L-BS,53030	CT 1230, EPS 1230
BMW	R90/6, R90S	1971	GYZ32HL, YIX30L-BS,53030	CT 1230, EPS 1230
BMW	R60/6, R60/7	1971	GYZ32HL, YIX30L-BS,53030	CT 1230, EPS 1230
BMW	R50/5	1971	YT19BL-BS,51814	CT 12201.1
BMW	R60/5	1971	YT19BL-BS,51814	CT 12201.1
BMW	R75/5	1971	YT19BL-BS,51814	CT 12201.1
BMW	R90/6, R90S	1970	GYZ32HL, YIX30L-BS,53030	CT 1230, EPS 1230
BMW	R60/6, R60/7	1970	GYZ32HL, YIX30L-BS,53030	CT 1230, EPS 1230
BMW	R75/6	1970	GYZ32HL, YIX30L-BS,53030	CT 1230, EPS 1230
BMW	R75/5	1970	YT19BL-BS,51814	CT 12201.1
BMW	R50/5	1970	YT19BL-BS,51814	CT 12201.1
BMW	R60/5	1970	YT19BL-BS,51814	CT 12201.1
BMW	R75/6	1969	GYZ32HL, YIX30L-BS,53030	CT 1230, EPS 1230
BMW	R60/6, R60/7	1969	GYZ32HL, YIX30L-BS,53030	CT 1230, EPS 1230
BMW	R90/6, R90S	1969	GYZ32HL, YIX30L-BS,53030	CT 1230, EPS 1230

МАРКА	МОДЕЛЬ МОТОЦИКЛА ИЛИ СКУТЕРА	ДАТА ВЫПУСКА	СООТВЕТСТВИЕ JIS-КОДУ	МОДЕЛЬ DELTA
<b>BRP</b>				
BRP	Spyder (RT, F3)	2020	YTX24HL-BS	CT 1220, EPS 1220
BRP	Spyder (RT, F3)	2019	YTX24HL-BS	CT 1220, EPS 1220
BRP	Spyder (RT, F3)	2018	YTX24HL-BS	CT 1220, EPS 1220
BRP	Spyder (RT, F3)	2017	YTX24HL-BS	CT 1220, EPS 1220
BRP	Spyder (RS)	2016	YTX24HL-BS	CT 1220, EPS 1220
BRP	Spyder (RT, F3)	2016	YTX24HL-BS	CT 1220, EPS 1220
BRP	Spyder (RT, F3)	2015	YTX24HL-BS	CT 1220, EPS 1220
BRP	Spyder (RS)	2015	YTX24HL-BS	CT 1220, EPS 1220
BRP	Spyder (RT, F3)	2014	YTX24HL-BS	CT 1220, EPS 1220
BRP	Spyder (RS)	2014	YTX24HL-BS	CT 1220, EPS 1220
BRP	Spyder (RS)	2013	YTX24HL-BS	CT 1220, EPS 1220
BRP	Spyder (RS)	2012	YTX24HL-BS	CT 1220, EPS 1220
BRP	Spyder (RS)	2011	YTX24HL-BS	CT 1220, EPS 1220
BRP	Spyder (RS)	2010	YTX24HL-BS	CT 1220, EPS 1220
BRP	Spyder (RS)	2009	YTX24HL-BS	CT 1220, EPS 1220
BRP	Spyder (RS)	2008	YTX24HL-BS	CT 1220, EPS 1220
<b>BSV</b>				
BSV	ZX	1994 - 1995	YT4L-BS, YTX4L-BS, YT4L-BS	CT 1204
BSV	GP Dio, Sp Dio	-	YT4L-BS, YTX4L-BS, YT4L-BS	CT 1204
BSV	GZ	-	YT4L-BS, YTX4L-BS, YT4L-BS	CT 1204
<b>BUELL</b>				
Buell	Blast	2009	GYZ16H, YTX14H-BS, YTX14-BS	CT 1214, EPS 1214
Buell	Racing 1125RR	2009	YTZ7S, YTX5L-BS	CT 1205, CT 1207.2
Buell	Blast	2008	GYZ16H, YTX14H-BS, YTX14-BS	CT 1214, EPS 1214
Buell	Blast	2007	GYZ16H, YTX14H-BS, YTX14-BS	CT 1214, EPS 1214
Buell	Blast	2006	GYZ16H, YTX14H-BS, YTX14-BS	CT 1214, EPS 1214
Buell	Blast	2005	GYZ16H, YTX14H-BS, YTX14-BS	CT 1214, EPS 1214
Buell	Blast	2004	GYZ16H, YTX14H-BS, YTX14-BS	CT 1214, EPS 1214
Buell	Blast	2003	GYZ16H, YTX14H-BS, YTX14-BS	CT 1214, EPS 1214
Buell	Blast	2002	GYZ16H, YTX14H-BS, YTX14-BS	CT 1214, EPS 1214
Buell	M2 Cyclone	2002	GYZ20HL, YTX20HL-BS, YTX20L-BS	CT 12201, EPS 12201
Buell	S3, S3T Thunderbolt	2002	GYZ20HL, YTX20HL-BS, YTX20L-BS	CT 12201, EPS 12201
Buell	Blast	2001	GYZ16H, YTX14H-BS, YTX14-BS	CT 1214, EPS 1214
Buell	S3, S3T Thunderbolt	2001	GYZ20HL, YTX20HL-BS, YTX20L-BS	CT 12201, EPS 12201
Buell	M2 Cyclone	2001	GYZ20HL, YTX20HL-BS, YTX20L-BS	CT 12201, EPS 12201
Buell	Blast	2000	GYZ16H, YTX14H-BS, YTX14-BS	CT 1214, EPS 1214
Buell	M2 Cyclone	2000	GYZ20HL, YTX20HL-BS, YTX20L-BS	CT 12201, EPS 12201
Buell	S3, S3T Thunderbolt	2000	GYZ20HL, YTX20HL-BS, YTX20L-BS	CT 12201, EPS 12201
Buell	S3, S3T Thunderbolt	1999	GYZ20HL, YTX20HL-BS, YTX20L-BS	CT 12201, EPS 12201
Buell	M2 Cyclone	1999	GYZ20HL, YTX20HL-BS, YTX20L-BS	CT 12201, EPS 12201
Buell	M2 Cyclone	1998	GYZ20HL, YTX20HL-BS, YTX20L-BS	CT 12201, EPS 12201
Buell	S3, S3T Thunderbolt	1998	GYZ20HL, YTX20HL-BS, YTX20L-BS	CT 12201, EPS 12201
Buell	S3, S3T Thunderbolt	1997	GYZ20HL, YTX20HL-BS, YTX20L-BS	CT 12201, EPS 12201
Buell	M2 Cyclone	1997	GYZ20HL, YTX20HL-BS, YTX20L-BS	CT 12201, EPS 12201
Buell	S2, S2T Thunderbolt	1996	GYZ20H, YTX20H-BS, YTX20-BS, YB16-B-CX	CT 1218, EPS 1218
Buell	S2, S2T Thunderbolt	1995	GYZ20H, YTX20H-BS, YTX20-BS, YB16-B-CX	CT 1218, EPS 1218
Buell	S2, S2T Thunderbolt	1994	GYZ20H, YTX20H-BS, YTX20-BS, YB16-B-CX	CT 1218, EPS 1218
Buell	RS1200	1993	GYZ20H, YTX20H-BS, YTX20-BS, YB16-B-CX	CT 1218, EPS 1218
Buell	RSS1200	1993	GYZ20H, YTX20H-BS, YTX20-BS, YB16-B-CX	CT 1218, EPS 1218
Buell	RSS1200	1992	GYZ20H, YTX20H-BS, YTX20-BS, YB16-B-CX	CT 1218, EPS 1218



МАРКА	МОДЕЛЬ МОТОЦИКЛА ИЛИ СКУТЕРА	ДАТА ВЫПУСКА	СООТВЕТСТВИЕ JIS-КОДУ	МОДЕЛЬ DELTA
Buell	RS1200	1992	GYZ20H, YTX20H-BS, YTX20-BS, YB16-B-CX	CT 1218, EPS 1218
Buell	RSS1200	1991	GYZ20H, YTX20H-BS, YTX20-BS, YB16-B-CX	CT 1218, EPS 1218
Buell	RS1200	1991	GYZ20H, YTX20H-BS, YTX20-BS, YB16-B-CX	CT 1218, EPS 1218
Buell	RS1200	1990	GYZ20H, YTX20H-BS, YTX20-BS, YB16-B-CX	CT 1218, EPS 1218
Buell	RR1200	1990	GYZ20H, YTX20H-BS, YTX20-BS, YB16-B-CX	CT 1218, EPS 1218
Buell	RR1200	1989	GYZ20H, YTX20H-BS, YTX20-BS, YB16-B-CX	CT 1218, EPS 1218
Buell	RS1200	1989	GYZ20H, YTX20H-BS, YTX20-BS, YB16-B-CX	CT 1218, EPS 1218
Buell	RR1200	1988	GYZ20H, YTX20H-BS, YTX20-BS, YB16-B-CX	CT 1218, EPS 1218
Buell	RR1000	1987	GYZ20H, YTX20H-BS, YTX20-BS, YB16-B-CX	CT 1218, EPS 1218
<b>CAGIVA</b>				
Cagiva	Elefant	1997	GYZ20H, YTX20H-BS, YTX20-BS, YB16-B-CX	CT 1218, EPS 1218
Cagiva	Supercity	1997	YB9-B	CT 1210
Cagiva	Roadster	1997	YB9-B	CT 1210
Cagiva	N 90	1997	YB9-B	CT 1210
Cagiva	Mito	1997	YB9-B	CT 1210
Cagiva	City, Lucky, Explorer	1997	YTX4L-BS	CT 1204, CT 1205, CT 1207.2
Cagiva	Elefant	1996	GYZ20H, YTX20H-BS, YTX20-BS, YB16-B-CX	CT 1218, EPS 1218
Cagiva	Mito	1996	YB9-B	CT 1210
Cagiva	Roadster	1996	YB9-B	CT 1210
Cagiva	Supercity	1996	YB9-B	CT 1210
Cagiva	City, Lucky, Explorer	1996	YTX4L-BS	CT 1204, CT 1205, CT 1207.2
Cagiva	Elefant	1995	GYZ20H, YTX20H-BS, YTX20-BS, YB16-B-CX	CT 1218, EPS 1218
Cagiva	Roadster	1995	YB9-B	CT 1210
Cagiva	Mito	1995	YB9-B	CT 1210
Cagiva	Supercity	1995	YB9-B	CT 1210
Cagiva	City, Lucky, Explorer	1995	YTX4L-BS	CT 1204, CT 1205, CT 1207.2
Cagiva	Elefant	1994	GYZ20H, YTX20H-BS, YTX20-BS, YB16-B-CX	CT 1218, EPS 1218
Cagiva	Supercity	1994	YB9-B	CT 1210
Cagiva	Mito	1994	YB9-B	CT 1210
Cagiva	Roadster	1994	YB9-B	CT 1210
Cagiva	City, Lucky, Explorer	1994	YTX4L-BS	CT 1204, CT 1205, CT 1207.2
Cagiva	Mito	1993	YB9-B	CT 1210
Cagiva	Supercity	1993	YB9-B	CT 1210
Cagiva	Supercity	1992	YB9-B	CT 1210
Cagiva	Mito	1992	YB9-B	CT 1210
Cagiva	Supercity	1991	YB9-B	CT 1210
Cagiva	Mito	1991	YB9-B	CT 1210
Cagiva	Mito	1990	YB9-B	CT 1210
Cagiva	Freccia C9, /C10R, /C12R	1990	YB9-B	CT 1210
Cagiva	Freccia C9, /C10R, /C12R	1989	YB9-B	CT 1210
Cagiva	Elefant Bifaro	1989	YTX14AHL-BS, SYB14L-A2	CT 1214.1
Cagiva	Freccia C9, /C10R, /C12R	1988	YB9-B	CT 1210
Cagiva	Crouser	1988	YB9-B	CT 1210
Cagiva	T4 E Elefant	1988	YTX14AHL-BS, SYB14L-A2	CT 1214.1
Cagiva	Freccia C9, /C10R, /C12R	1987	YB9-B	CT 1210
Cagiva	Crouser	1987	YB9-B	CT 1210

МАРКА	МОДЕЛЬ МОТОЦИКЛА ИЛИ СКУТЕРА	ДАТА ВЫПУСКА	СООТВЕТСТВИЕ JIS-КОДУ	МОДЕЛЬ DELTA
Cagiva	T4 E Elefant, W12	1987	YTX14AHL-BS, SYB14L-A2	CT 1214.1
Cagiva	Elefant 2 Cyl.	1986	YTX14AHL-BS, SYB14L-A2	CT 1214.1
<b>CANNONDALE</b>				
Cannondale	C440, E440, S440, X440, X440S	2003	YTZ7S, YTX5L-BS	CT 1205, CT 1207.2
Cannondale	C440, E440, S440, X440, X440S	2002	YTZ7S, YTX5L-BS	CT 1205, CT 1207.2
Cannondale	EX400, MX400, XC400	2001	YTZ7S, YTX5L-BS	CT 1205, CT 1207.2
Cannondale	EX400, MX400, XC400	2000	YTZ7S, YTX5L-BS	CT 1205, CT 1207.2
<b>CCM</b>				
CCM	All Electric Start Models	2001	YTX9-BS	CT 1209
CCM	All Electric Start Models	2000	YTX9-BS	CT 1209
CCM	All Electric Start Models	1999	YTX9-BS	CT 1209
CCM	All Electric Start Models	1998	YTX9-BS	CT 1209
CCM	All Electric Start Models	1997	YTX9-BS	CT 1209
CCM	All Electric Start Models	1996	YTX9-BS	CT 1209
<b>CHANGZHOU GUANGYANG</b>				
CHANGZHOU GUANGYANG	KN50QT	-	YT4L-BS, YTX4L-BS, YT4L-BS	CT 1204
CHANGZHOU GUANGYANG	CK100	-	YTX5L-BS	CT 1205
CHANGZHOU GUANGYANG	KN100-2	-	YTX5L-BS	CT 1205
CHANGZHOU GUANGYANG	CK125-T	-	YTX7A-BS	CT 1207
CHANGZHOU GUANGYANG	KN125-T	-	YTX7A-BS	CT 1207
<b>CHONGQING LONGCIN</b>				
CHONGQING LONGCIN	LX110-13A	-	YTX5L-BS	CT 1205
CHONGQING LONGCIN	LX125-16A	-	YTX7A-BS	CT 1207
CHONGQING LONGCIN	LX125-5	-	12N9-4B-1	CT 1210
CHONGQING LONGCIN	ATV150-M	-	12N9-4B-1	CT 1210
CHONGQING LONGCIN	JL150-3A	-	12N9-4B-1	CT 1210
CHONGQING LONGCIN	JL250GY	-	YTX9-BS	CT 1209
CHONGQING LONGCIN	LX250Y-3	-	YTX7L-BS	CT 1207.1
<b>DACHANGJIANG</b>				
DACHANGJIANG	GZ125HS	-	YTX7L-BS	CT 1207.1
DACHANGJIANG	HJ125T-9	-	YTX7A-BS	CT 1207
<b>DAELIM</b>				
DAELIM	NS125	1997	YTX7A-BS	CT 1207
DAELIM	VS125	1997	YB9-B	CT 1210
DAELIM	VC125	1996	YB9-B	CT 1210
<b>DERBI</b>				
DERBI	All 50cc Models	-	YT4L-BS, YTX4L-BS, YT4L-BS	CT 1204
DERBI	All Models	-	YT4L-BS, YTX4L-BS, YT4L-BS	CT 1204
<b>DUCATI</b>				
Ducati	GT, Lugana Seca	ALLYEARS	GYZ32HL, YIX30L-BS,53030	CT 1230, EPS 1230
Ducati	GT, GTS	ALLYEARS	GYZ32HL, YIX30L-BS,53030	CT 1230, EPS 1230
Ducati	Pantah	ALLYEARS	YTX14AHL-BS	CT 1214.1
Ducati	Indiana	ALLYEARS	YTX14AHL-BS, SYB14L-A2	CT 1214.1

# #ДЕЛЬТА ЗАВОДИТ



МАРКА	МОДЕЛЬ МОТОЦИКЛА ИЛИ СКУТЕРА	ДАТА ВЫПУСКА	СООТВЕТСТВИЕ JIS-КОДУ	МОДЕЛЬ DELTA
Ducati	TL	ALLYEARS	YTX14AHL-BS, SYB14L-A2	CT 1214.1
Ducati	Alazzurra, Indiana, Pantah	ALLYEARS	YTX14AHL-BS, SYB14L-A2	CT 1214.1
Ducati	Sport	ALLYEARS	YTX24HL-BS, Y50-N18L-A	CT 1220, EPS 1220
Ducati	GTL, GTV	ALLYEARS	YTX24HL-BS, Y50-N18L-A	CT 1220, EPS 1220
Ducati	Multistrada	2019	YT12B-BS	CT 1212.1
Ducati	SuperSport	2019	YT12B-BS	CT 1212.1
Ducati	Multistrada 950	2019	YT12B-BS	CT 1212.1
Ducati	Monster 1200	2019	YT12B-BS	CT 1212.1
Ducati	Diavel, S	2019	YT12B-BS	CT 1212.1
Ducati	Multistrada 1260	2019	YT12B-BS	CT 1212.1
Ducati	Hypermotard 939, 950	2019	YT12B-BS	CT 1212.1
Ducati	959 Panigale	2019	YT7B-BS	CT 1208
Ducati	Multistrada	2018	YT12B-BS	CT 1212.1
Ducati	Diavel, S	2018	YT12B-BS	CT 1212.1
Ducati	Monster 797	2018	YT12B-BS	CT 1212.1
Ducati	Hyperstrada 939	2018	YT12B-BS	CT 1212.1
Ducati	Hypermotard 939	2018	YT12B-BS	CT 1212.1
Ducati	Hypermotard 939, 950	2018	YT12B-BS	CT 1212.1
Ducati	Monster	2018	YT12B-BS	CT 1212.1
Ducati	Multistrada 1260	2018	YT12B-BS	CT 1212.1
Ducati	Monster 1200	2018	YT12B-BS	CT 1212.1
Ducati	Multistrada 950	2018	YT12B-BS	CT 1212.1
Ducati	SuperSport	2018	YT12B-BS	CT 1212.1
Ducati	959 Panigale	2018	YT7B-BS	CT 1208
Ducati	Monster 1200	2017	YT12B-BS	CT 1212.1
Ducati	SuperSport	2017	YT12B-BS	CT 1212.1
Ducati	Diavel	2017	YT12B-BS	CT 1212.1
Ducati	Monster	2017	YT12B-BS	CT 1212.1
Ducati	Hyperstrada 939	2017	YT12B-BS	CT 1212.1
Ducati	Multistrada	2017	YT12B-BS	CT 1212.1
Ducati	Hypermotard 939, 950	2017	YT12B-BS	CT 1212.1
Ducati	Diavel, S	2017	YT12B-BS	CT 1212.1
Ducati	Multistrada 950	2017	YT12B-BS	CT 1212.1
Ducati	Monster 797	2017	YT12B-BS	CT 1212.1
Ducati	Hypermotard 939	2017	YT12B-BS	CT 1212.1
Ducati	959 Panigale	2017	YT7B-BS	CT 1208
Ducati	Monster	2016	YT12B-BS	CT 1212.1
Ducati	Hyperstrada 939	2016	YT12B-BS	CT 1212.1
Ducati	Hypermotard 939	2016	YT12B-BS	CT 1212.1
Ducati	Diavel, S	2016	YT12B-BS	CT 1212.1
Ducati	Diavel	2016	YT12B-BS	CT 1212.1
Ducati	Monster 1200	2016	YT12B-BS	CT 1212.1
Ducati	Scrambler	2016	YT12B-BS	CT 1212.1
Ducati	Multistrada	2016	YT12B-BS	CT 1212.1
Ducati	Hypermotard 939, 950	2016	YT12B-BS	CT 1212.1
Ducati	Scrambler Sixty2	2016	YT12B-BS	CT 1212.1
Ducati	Superbike 1299 Panigale, S	2016	YT7B-BS	CT 1208
Ducati	959 Panigale	2016	YT7B-BS	CT 1208
Ducati	Multistrada	2015	YT12B-BS	CT 1212.1
Ducati	Scrambler	2015	YT12B-BS	CT 1212.1
Ducati	Diavel	2015	YT12B-BS	CT 1212.1
Ducati	Monster	2015	YT12B-BS	CT 1212.1
Ducati	Monster 1200	2015	YT12B-BS	CT 1212.1
Ducati	Superbike 1299 Panigale, S	2015	YT7B-BS	CT 1208
Ducati	Multistrada	2014	YT12B-BS	CT 1212.1
Ducati	Diavel	2014	YT12B-BS	CT 1212.1
Ducati	Monster	2014	YT12B-BS	CT 1212.1

МАРКА	МОДЕЛЬ МОТОЦИКЛА ИЛИ СКУТЕРА	ДАТА ВЫПУСКА	СООТВЕТСТВИЕ JIS-КОДУ	МОДЕЛЬ DELTA
Ducati	Monster 1200	2014	YT12B-BS	CT 1212.1
Ducati	1199, Panigale (S)	2014	YT7B-BS	CT 1208
Ducati	Street Fighter	2013	YT12B-BS	CT 1212.1
Ducati	Hypermotard	2013	YT12B-BS	CT 1212.1
Ducati	Monster 696	2013	YT12B-BS	CT 1212.1
Ducati	848, Corse SE	2013	YT12B-BS	CT 1212.1
Ducati	Monster 1100	2013	YT12B-BS	CT 1212.1
Ducati	Multistrada	2013	YT12B-BS	CT 1212.1
Ducati	Diavel	2013	YT12B-BS	CT 1212.1
Ducati	Monster 796	2013	YT12B-BS	CT 1212.1
Ducati	1199, Panigale (S)	2013	YT7B-BS	CT 1208
Ducati	848, Corse SE	2012	YT12B-BS	CT 1212.1
Ducati	Diavel	2012	YT12B-BS	CT 1212.1
Ducati	Street Fighter, S	2012	YT12B-BS	CT 1212.1
Ducati	Hypermotard	2012	YT12B-BS	CT 1212.1
Ducati	Multistrada	2012	YT12B-BS	CT 1212.1
Ducati	Monster 796	2012	YT12B-BS	CT 1212.1
Ducati	Monster 696	2012	YT12B-BS	CT 1212.1
Ducati	Monster 1100	2012	YT12B-BS	CT 1212.1
Ducati	1199, Panigale (S)	2012	YT7B-BS	CT 1208
Ducati	Monster 696	2011	YT12B-BS	CT 1212.1
Ducati	Monster 1100	2011	YT12B-BS	CT 1212.1
Ducati	1198, MY08, SP, R	2011	YT12B-BS	CT 1212.1
Ducati	Multistrada	2011	YT12B-BS	CT 1212.1
Ducati	848, Corse SE	2011	YT12B-BS	CT 1212.1
Ducati	Street Fighter, S	2011	YT12B-BS	CT 1212.1
Ducati	Monster 796	2011	YT12B-BS	CT 1212.1
Ducati	Hypermotard	2011	YT12B-BS	CT 1212.1
Ducati	Diavel	2011	YT12B-BS	CT 1212.1
Ducati	1199, Panigale (S)	2011	YT7B-BS	CT 1208
Ducati	Monster 696	2010	YT12B-BS	CT 1212.1
Ducati	Monster 1100	2010	YT12B-BS	CT 1212.1
Ducati	Hypermotard	2010	YT12B-BS	CT 1212.1
Ducati	Monster 796	2010	YT12B-BS	CT 1212.1
Ducati	Multistrada	2010	YT12B-BS	CT 1212.1
Ducati	Various All other models	2010	YT12B-BS	CT 1212.1
Ducati	1198, MY08, SP, R	2010	YT12B-BS	CT 1212.1
Ducati	Street Fighter, S	2010	YT12B-BS	CT 1212.1
Ducati	848, Corse SE	2010	YT12B-BS	CT 1212.1
Ducati	GT1000, Touring, Sport 1100S	2009	YT12B-BS	CT 1212.1
Ducati	Multistrada	2009	YT12B-BS	CT 1212.1
Ducati	Street Fighter, S	2009	YT12B-BS	CT 1212.1
Ducati	Various All other models	2009	YT12B-BS	CT 1212.1
Ducati	Monster 1100	2009	YT12B-BS	CT 1212.1
Ducati	1198, MY08, SP, R	2009	YT12B-BS	CT 1212.1
Ducati	Monster 696	2009	YT12B-BS	CT 1212.1
Ducati	Desmosedici RR	2009	YT12B-BS	CT 1212.1
Ducati	848, Corse SE	2009	YT12B-BS	CT 1212.1
Ducati	1098	2009	YT12B-BS	CT 1212.1
Ducati	Hypermotard	2009	YT12B-BS	CT 1212.1
Ducati	848, Corse SE	2008	YT12B-BS	CT 1212.1
Ducati	Monster 696	2008	YT12B-BS	CT 1212.1
Ducati	Hypermotard	2008	YT12B-BS	CT 1212.1
Ducati	Multistrada	2008	YT12B-BS	CT 1212.1
Ducati	1098	2008	YT12B-BS	CT 1212.1
Ducati	Desmosedici RR	2008	YT12B-BS	CT 1212.1
Ducati	Various All other models	2008	YT12B-BS	CT 1212.1

# #ДЕЛЬТА ЗАВОДИТ



МАРКА	МОДЕЛЬ МОТОЦИКЛА ИЛИ СКУТЕРА	ДАТА ВЫПУСКА	СООТВЕТСТВИЕ JIS-КОДУ	МОДЕЛЬ DELTA
Ducati	1098	2007	GYZ16H, YTX14H-BS, YTX14-BS	CT 1214, EPS 1214
Ducati	Multistrada	2007	YT12B-BS	CT 1212.1
Ducati	Various All other models	2007	YT12B-BS	CT 1212.1
Ducati	Hypermotard	2007	YT12B-BS	CT 1212.1
Ducati	Monster S2R	2007	YT12B-BS	CT 1212.1
Ducati	Monster S2R	2006	YT12B-BS	CT 1212.1
Ducati	Various All other models	2006	YT12B-BS	CT 1212.1
Ducati	Monster S2R	2005	YT12B-BS	CT 1212.1
Ducati	Various All other models	2005	YT12B-BS	CT 1212.1
Ducati	Various All other models	2005	YT12B-BS	CT 1212.1
Ducati	Sport Touring 2 (ST2)	2003	YT12B-BS	CT 1212.1
Ducati	Various All other models	2003	YT12B-BS	CT 1212.1
Ducati	Various All other models	2002	YT12B-BS	CT 1212.1
Ducati	Sport Touring 2 (ST2)	2002	YT12B-BS	CT 1212.1
Ducati	Sport Touring 2 (ST2)	2001	YT12B-BS	CT 1212.1
Ducati	Various All other models	2001	YT12B-BS	CT 1212.1
Ducati	Monster	2000	YB16AL-A2	CT 1216
Ducati	SS	2000	YB16AL-A2	CT 1216
Ducati	Sport Touring 2 (ST2)	2000	YB16AL-A2	CT 1216
Ducati	Suport Touring 2 (ST2)	2000	YB16AL-A2	CT 1216
Ducati	748 Strada Biposto, SP, SPS	2000	YB16AL-A2	CT 1216
Ducati	996, S, SPS	2000	YB16AL-A2	CT 1216
Ducati	ST4	2000	YB16AL-A2	CT 1216
Ducati	Suport Touring 2 (ST2)	1999	YB16AL-A2	CT 1216
Ducati	Sport Touring 2 (ST2)	1999	YB16AL-A2	CT 1216
Ducati	SS	1999	YB16AL-A2	CT 1216
Ducati	748 Strada Biposto, SP, SPS	1999	YB16AL-A2	CT 1216
Ducati	Monster	1999	YB16AL-A2	CT 1216
Ducati	996, S, SPS	1999	YB16AL-A2	CT 1216
Ducati	ST4	1999	YB16AL-A2	CT 1216
Ducati	Supersport FE	1998	YB16AL-A2	CT 1216
Ducati	Suport Touring 2 (ST2)	1998	YB16AL-A2	CT 1216
Ducati	SS	1998	YB16AL-A2	CT 1216
Ducati	Sport Touring 2 (ST2)	1998	YB16AL-A2	CT 1216
Ducati	916 Biposto, Senna, Strada	1998	YB16AL-A2	CT 1216
Ducati	748 Strada Biposto, SP, SPS	1998	YB16AL-A2	CT 1216
Ducati	Monster	1998	YB16AL-A2	CT 1216
Ducati	I.E., SP, SP S	1998	YB16AL-A2	CT 1216
Ducati	916 Biposto, Senna, Strada	1997	YB16AL-A2	CT 1216
Ducati	Monster	1997	YB16AL-A2	CT 1216
Ducati	748 Strada Biposto, SP, SPS	1997	YB16AL-A2	CT 1216
Ducati	Sport Touring 2 (ST2)	1997	YB16AL-A2	CT 1216
Ducati	Supersport FE	1997	YB16AL-A2	CT 1216
Ducati	I.E., SP, SP S	1997	YB16AL-A2	CT 1216
Ducati	Suport Touring 2 (ST2)	1997	YB16AL-A2	CT 1216
Ducati	SS	1997	YB16AL-A2	CT 1216
Ducati	Monster	1996	YB16AL-A2	CT 1216
Ducati	I.E., SP, SP S	1996	YB16AL-A2	CT 1216
Ducati	SS	1996	YB16AL-A2	CT 1216
Ducati	SL	1996	YB16AL-A2	CT 1216
Ducati	916 Biposto, Senna, Strada	1996	YB16AL-A2	CT 1216
Ducati	SL	1995	YB16AL-A2	CT 1216
Ducati	SP, SP II, SP IV, SP V	1995	YB16AL-A2	CT 1216
Ducati	Monster	1995	YB16AL-A2	CT 1216
Ducati	I.E., SP, SP S	1995	YB16AL-A2	CT 1216
Ducati	916 Biposto, Senna, Strada	1995	YB16AL-A2	CT 1216
Ducati	SS	1995	YB16AL-A2	CT 1216

МАРКА	МОДЕЛЬ МОТОЦИКЛА ИЛИ СКУТЕРА	ДАТА ВЫПУСКА	СООТВЕТСТВИЕ JIS-КОДУ	МОДЕЛЬ DELTA
Ducati	I.E. Paso	1994	GYZ20H, YTX20H-BS, YTX20-BS, YB16-B	CT 1218, EPS 1218
Ducati	SL	1994	YB16AL-A2	CT 1216
Ducati	916 Biposto, Senna, Strada	1994	YB16AL-A2	CT 1216
Ducati	I.E., SP, SP S	1994	YB16AL-A2	CT 1216
Ducati	SP, SP II, SP IV, SP V	1994	YB16AL-A2	CT 1216
Ducati	Monster	1994	YB16AL-A2	CT 1216
Ducati	SS	1994	YB16AL-A2	CT 1216
Ducati	I.E. Paso	1993	GYZ20H, YTX20H-BS, YTX20-BS, YB16-B	CT 1218, EPS 1218
Ducati	SS	1993	YB16AL-A2	CT 1216
Ducati	SL	1993	YB16AL-A2	CT 1216
Ducati	SP, SP II, SP IV, SP V	1993	YB16AL-A2	CT 1216
Ducati	I.E. Paso	1992	GYZ20H, YTX20H-BS, YTX20-BS, YB16-B	CT 1218, EPS 1218
Ducati	Paso	1992	GYZ20H, YTX20H-BS, YTX20-BS, YB16-B	CT 1218, EPS 1218
Ducati	SS	1992	YB16AL-A2	CT 1216
Ducati	S Superbike	1992	YB16AL-A2	CT 1216
Ducati	SL	1992	YB16AL-A2	CT 1216
Ducati	SP, SP II, SP IV, SP V	1992	YB16AL-A2	CT 1216
Ducati	Paso	1991	GYZ20H, YTX20H-BS, YTX20-BS, YB16-B	CT 1218, EPS 1218
Ducati	I.E. Paso	1991	GYZ20H, YTX20H-BS, YTX20-BS, YB16-B	CT 1218, EPS 1218
Ducati	851 Superbike	1991	YB16AL-A2	CT 1216
Ducati	SS	1991	YB16AL-A2	CT 1216
Ducati	S Superbike	1991	YB16AL-A2	CT 1216
Ducati	SP, SP II, SP IV, SP V	1991	YB16AL-A2	CT 1216
Ducati	Paso	1990	GYZ20H, YTX20H-BS, YTX20-BS, YB16-B	CT 1218, EPS 1218
Ducati	I.E. Paso	1990	GYZ20H, YTX20H-BS, YTX20-BS, YB16-B	CT 1218, EPS 1218
Ducati	SS	1990	YB16AL-A2	CT 1216
Ducati	Sport	1990	YB16AL-A2	CT 1216
Ducati	SP, SP II, SP IV, SP V	1990	YB16AL-A2	CT 1216
Ducati	851 Superbike	1990	YB16AL-A2	CT 1216
Ducati	F1, Montijuich, Paso	1990	YTX14AHL-BS, SYB14L-A2	CT 1214.1
Ducati	SS	1989	YB16AL-A2	CT 1216
Ducati	Sport	1989	YB16AL-A2	CT 1216
Ducati	F1, Montijuich, Paso	1989	YTX14AHL-BS, SYB14L-A2	CT 1214.1
Ducati	F1, Montijuich, Paso	1988	YTX14AHL-BS, SYB14L-A2	CT 1214.1
Ducati	F1, Montijuich, Paso	1987	YTX14AHL-BS, SYB14L-A2	CT 1214.1
Ducati	SS Supersport, Replica	1982	YTX14AHL-BS, SYB14L-A2	CT 1214.1
E-TON				
E-Ton	Sport 150	2012	YTX7A-BS	CT 1207
E-Ton	Sport 50	2012	YTX7A-BS	CT 1207
E-Ton	Beamer R4-150	2012	YTX9-BS	CT 1209
E-Ton	Matrix R4-150	2012	YTX9-BS	CT 1209
E-Ton	Beamer 50, Beamer III	2012	YTZ7S, YTX5L-BS	CT 1205, CT 1207.2
E-Ton	Matrix 50	2012	YTZ7S, YTX5L-BS	CT 1205, CT 1207.2
E-Ton	Beamer 50, Beamer III	2011	YTZ7S, YTX5L-BS	CT 1205, CT 1207.2
E-Ton	Beamer 50, Beamer III	2010	YTZ7S, YTX5L-BS	CT 1205, CT 1207.2
E-Ton	Beamer 50, Beamer III	2009	YTZ7S, YTX5L-BS	CT 1205, CT 1207.2
E-Ton	Beamer 50, Beamer III	2008	YTZ7S, YTX5L-BS	CT 1205, CT 1207.2
E-Ton	Beamer 50, Beamer III	2007	YTZ7S, YTX5L-BS	CT 1205, CT 1207.2
E-Ton	Beamer 50, Beamer III	2006	YTZ7S, YTX5L-BS	CT 1205, CT 1207.2
E-Ton	Beamer 50, Beamer III	2005	YTZ7S, YTX5L-BS	CT 1205, CT 1207.2

МАРКА	МОДЕЛЬ МОТОЦИКЛА ИЛИ СКУТЕРА	ДАТА ВЫПУСКА	СООТВЕТСТВИЕ JIS-КОДУ	МОДЕЛЬ DELTA
E-Ton	Beamer 50, Beamer III	2004	YTZ7S, YTX5L-BS	CT 1205, CT 1207.2
E-Ton	Beamer 50, Beamer III	2003	YTZ7S, YTX5L-BS	CT 1205, CT 1207.2
E-Ton	Beamer 50, Beamer III	2002	YTZ7S, YTX5L-BS	CT 1205, CT 1207.2
E-Ton	Beamer 50, Beamer III	2001	YTZ7S, YTX5L-BS	CT 1205, CT 1207.2
E-Ton	Beamer 50, Beamer III	2000	YTZ7S, YTX5L-BS	CT 1205, CT 1207.2
<b>EXCELSIOR-HENDERSON</b>				
Excelsior-Henderson	Super X	2000	GYZ20HL, YTX20HL-BS, YTX20L-BS	CT 12201, EPS 12201
Excelsior-Henderson	Super X	1999	GYZ20HL, YTX20HL-BS, YTX20L-BS	CT 12201, EPS 12201
<b>FANTIC MOTOR</b>				
FANTIC MOTOR	Grinta	1995 - 1996	YT4L-BS, YTX4L-BS, YT4L-BS	CT 1204
FANTIC MOTOR	Leader	1995	YT4L-BS, YTX4L-BS, YT4L-BS	CT 1204
FANTIC MOTOR	Pony, SR	1995	YT4L-BS, YTX4L-BS, YT4L-BS	CT 1204
FANTIC MOTOR	Queenie	1995	YT4L-BS, YTX4L-BS, YT4L-BS	CT 1204
FANTIC MOTOR	Koala	1993 - 1997	YT4L-BS, YTX4L-BS, YT4L-BS	CT 1204
FANTIC MOTOR	Koala	1993 - 1996	YT4L-BS, YTX4L-BS, YT4L-BS	CT 1204
FANTIC MOTOR	Oasis	-	YT4L-BS, YTX4L-BS, YT4L-BS	CT 1204
<b>GARELLI</b>				
GARELLI	Runner	2002	YT4L-BS, YTX4L-BS, YT4L-BS	CT 1204
GARELLI	Runner Purejet	2002	YB9-B	CT 1210
GARELLI	Coguar	1999	YB9-B	CT 1210
GARELLI	Runner SP	1999	YTX12-BS	CT 1212
GARELLI	Pampera	1998 - 2001	YT4L-BS, YTX4L-BS, YT4L-BS	CT 1204
GARELLI	Bullit, Easy Moving, Runner	1997	YT4L-BS, YTX4L-BS, YT4L-BS	CT 1204
GARELLI	Runner	1997	YT4L-BS, YTX4L-BS, YT4L-BS	CT 1204
GARELLI	Runner/SP	1997	YT4L-BS, YTX4L-BS, YT4L-BS	CT 1204
GARELLI	Typhoon, X	1997	YT4L-BS, YTX4L-BS, YT4L-BS	CT 1204
GARELLI	Pampera	1997	YT4L-BS, YTX4L-BS, YT4L-BS	CT 1204
GARELLI	Pampera	1996 - 2001	YT4L-BS, YTX4L-BS, YT4L-BS	CT 1204
GARELLI	Eaglet	1995 - 1997	YT4L-BS, YTX4L-BS, YT4L-BS	CT 1204
GARELLI	Grinta	1995 - 1996	YT4L-BS, YTX4L-BS, YT4L-BS	CT 1204
GARELLI	Queenie	1995	YT4L-BS, YTX4L-BS, YT4L-BS	CT 1204
GARELLI	Big Wheel	1994 - 1995	YT4L-BS, YTX4L-BS, YT4L-BS	CT 1204
GARELLI	Pony, Pony SR	1994 - 1995	YT4L-BS, YTX4L-BS, YT4L-BS	CT 1204
GARELLI	Big Racing	1994	YT4L-BS, YTX4L-BS, YT4L-BS	CT 1204
GARELLI	Noi	-	YT4L-BS, YTX4L-BS, YT4L-BS	CT 1204
GARELLI	Sahel, Team, Urka	-	YT4L-BS, YTX4L-BS, YT4L-BS	CT 1204
GARELLI	XLE Tiger	-	YT4L-BS, YTX4L-BS, YT4L-BS	CT 1204
GARELLI	DNA	-	YT4L-BS, YTX4L-BS, YT4L-BS	CT 1204
GARELLI	Easy Moving	-	YT4L-BS, YTX4L-BS, YT4L-BS	CT 1204
GARELLI	GSA (Electric-Starter)	-	YT4L-BS, YTX4L-BS, YT4L-BS	CT 1204
GARELLI	Ice	-	YT4L-BS, YTX4L-BS, YT4L-BS	CT 1204
GARELLI	Sioux El-Starter	-	YT4L-BS, YTX4L-BS, YT4L-BS	CT 1204
GARELLI	Stalker, Storm, Top Rally	-	YT4L-BS, YTX4L-BS, YT4L-BS	CT 1204
GARELLI	GTA (Electric-Starter)	-	YB9-B	CT 1210
GARELLI	XR Tiger (Electric-Starter)	-	YB9-B	CT 1210
GARELLI	Apache (Electric-Starter)	-	YB9-B	CT 1210
GARELLI	Arizona (Electric-Starter)	-	YB9-B	CT 1210
GARELLI	Crono (Electric-Starter)	-	YB9-B	CT 1210
GARELLI	CX (Electric-Starter)	-	YB9-B	CT 1210
GARELLI	Fast Bike (Electric-Starter)	-	YB9-B	CT 1210
GARELLI	Freestyle (Electric-Starter)	-	YB9-B	CT 1210
GARELLI	GFR (Electric-Starter)	-	YB9-B	CT 1210
GARELLI	KK, KZ (Electric-Starter)	-	YB9-B	CT 1210
GARELLI	MX1, MXR (Electric-Starter)	-	YB9-B	CT 1210
GARELLI	Nebraska (Electric-Starter)	-	YB9-B	CT 1210
GARELLI	R1, R1S (Electric-Starter)	-	YB9-B	CT 1210

МАРКА	МОДЕЛЬ МОТОЦИКЛА ИЛИ СКУТЕРА	ДАТА ВЫПУСКА	СООТВЕТСТВИЕ JIS-КОДУ	МОДЕЛЬ DELTA
GARELLI	RTX (Electric-Starter)	-	YB9-B	CT 1210
GARELLI	RTX, RV, RX (Electric-Starter)	-	YB9-B	CT 1210
GARELLI	Runner FX, SP	-	YB9-B	CT 1210
GARELLI	Runner VX4T	-	YT12B-BS	CT 1212.1
GARELLI	RV (Electric-Starter)	-	YB9-B	CT 1210
GARELLI	SP01SP02 (Electric-Starter)	-	YB9-B	CT 1210
GARELLI	TOP Rally (Electric-Starter)	-	YB9-B	CT 1210
GARELLI	X	-	YB9-B	CT 1210
GARELLI	XR1, XR2 (Electric-Starter)	-	YB9-B	CT 1210
GARELLI	Runner VXR4T	-	YT12B-BS	CT 1212.1
GARELLI	Arizona (Kick-Starter)	-	YB9-B	CT 1210
GARELLI	Fast Bike (Kick-Starter)	-	YB9-B	CT 1210
GARELLI	RTX, RV, RX (Electric-Starter)	-	YB9-B	CT 1210
GARELLI	RV (Electric-Starter)	-	YB9-B	CT 1210
GARELLI	503		YT4L-BS, YTX4L-BS, YT4L-BS	CT 1204
<b>GAS GAS</b>				
Gas Gas	FSR450	2008	YTZ7S, YTX5L-BS	CT 1205, CT 1207.2
Gas Gas	Pampera	2001	YTZ5S-BS, YTX4L-BS	CT 1204
Gas Gas	Pampera	2000	YTZ5S-BS, YTX4L-BS	CT 1204
Gas Gas	Pampera	1999	YTZ5S-BS, YTX4L-BS	CT 1204
Gas Gas	Pampera	1998	YTZ5S-BS, YTX4L-BS	CT 1204
Gas Gas	Pampera	1997	YTZ5S-BS, YTX4L-BS	CT 1204
Gas Gas	Pampera	1996	YTZ5S-BS, YTX4L-BS	CT 1204
<b>GILERA</b>				
Gilera	RV NGR E-Starter	ALLYEARS	YB10L-B	CT 1210
Gilera	Arizona Rally	ALLYEARS	YB10L-B	CT 1210
Gilera	RC Rally	ALLYEARS	YB10L-B	CT 1210
Gilera	TOP Rally E-Starter	ALLYEARS	YB9-B	CT 1210
Gilera	GFR E-Starter	ALLYEARS	YB9-B	CT 1210
Gilera	SP01, SP02 E-Starter	ALLYEARS	YB9-B	CT 1210
Gilera	Arizona E-Starter	ALLYEARS	YB9-B	CT 1210
Gilera	RTX, RV, RX E-Starter	ALLYEARS	YB9-B	CT 1210
Gilera	XR1, XR2 E-Starter	ALLYEARS	YB9-B	CT 1210
Gilera	R1, R1S EI.-Starter	ALLYEARS	YB9-B	CT 1210
Gilera	Nebraska E-Starter	ALLYEARS	YB9-B	CT 1210
Gilera	Freestyle E-Starter	ALLYEARS	YB9-B	CT 1210
Gilera	Apache E-Starter	ALLYEARS	YB9-B	CT 1210
Gilera	MX1, MXR E-Starter	ALLYEARS	YB9-B	CT 1210
Gilera	Fast Bike E-Starter	ALLYEARS	YB9-B	CT 1210
Gilera	Fast Bike	ALLYEARS	YB9-B	CT 1210
Gilera	KK, KZ E-Starter	ALLYEARS	YB9-B	CT 1210
Gilera	CX E-Starter	ALLYEARS	YB9-B	CT 1210
Gilera	Arizona	ALLYEARS	YB9-B	CT 1210
Gilera	Crona E-Starter	ALLYEARS	YB9-B	CT 1210
Gilera	XRT	ALLYEARS	YTX14AHL-BS, SYB14L-A2	CT 1214.1
Gilera	Top Rally, XRT	ALLYEARS	YTX14AHL-BS, SYB14L-A2	CT 1214.1
Gilera	RC 600C	1993	YTX14AHL-BS, SYB14L-A2	CT 1214.1
Gilera	Nordwest	1993	YTX14AHL-BS, SYB14L-A2	CT 1214.1
<b>GUANGYANG MOTOR</b>				
GUANGYANG MOTOR	CK100	-	YTX5L-BS	CT 1205
GUANGYANG MOTOR	CK125T, CK125-2F	-	YTX7A-BS	CT 1207
GUANGYANG MOTOR	KN125T, KK125T	-	YTX7A-BS	CT 1207
GUANGYANG MOTOR	CK150	-	YTX9-BS	CT 1209
<b>GUANGZHOU HUANAN</b>				



МАРКА	МОДЕЛЬ МОТОЦИКЛА ИЛИ СКУТЕРА	ДАТА ВЫПУСКА	СООТВЕТСТВИЕ JIS-КОДУ	МОДЕЛЬ DELTA
GUANGZHOU HUANAN	FYEY	-	YT4L-BS, YTX4L-BS, YT4L-BS	CT 1204
GUANGZHOU HUANAN	FYJ	-	12N9-4B-1	CT 1210
GUANGZHOU HUANAN	FYLS/FYFSB	-	YTX7L-BS	CT 1207.1
GUANGZHOU HUANAN	FYT3A	-	YTX5L-BS	CT 1205
GUANGZHOU HUANAN	H2100	-	YTX7A-BS	CT 1207
<b>HAOJIN</b>				
HAOJIN	HJ100TA	-	YTX7A-BS	CT 1207
HAOJIN	HJ100TE	-	YTX7A-BS	CT 1207
HAOJIN	HJ1252,3,5,9,10,15,18	-	12N9-4B-1	CT 1210
HAOJIN	HJ125T,3,8,B,D,2D	-	YTX7A-BS	CT 1207
HAOJIN	HJ150910	-	12N9-4B-1	CT 1210
HAOJIN	HJ150ST	-	YTX9_BS	CT 1209
HAOJIN	HJ250	-	12N9-4B-1	CT 1210
<b>HARLEY-DAVIDSON</b>				
Harley-Davidson	MT500 (Military)	ALLYEARS	YTX14AHL-BS, SYB14L-A2	CT 1214.1
Harley-Davidson	FX, FL (Softail)	2020	GYZ20HL, YTX20HL-BS, YTX20L-BS	CT 12201, EPS 12201
Harley-Davidson	FX, FL (Softail)	2019	GYZ20HL, YTX20HL-BS, YTX20L-BS	CT 12201, EPS 12201
Harley-Davidson	FLH, FLT Series Touring, FLR	2019	GYZ32HL, YIX30L-BS, YB30L-B	CT 1230, EPS 1230
Harley-Davidson	FLH, FLT Series Touring	2019	GYZ32HL, YIX30L-BS, YB30L-B	CT 1230, EPS 1230
Harley-Davidson	CVO FLH Series	2019	GYZ32HL, YIX30L-BS, YB30L-B	CT 1230, EPS 1230
Harley-Davidson	FX, FL (Softail)	2018	GYZ20HL, YTX20HL-BS, YTX20L-BS	CT 12201, EPS 12201
Harley-Davidson	FLH, FLT Series Touring	2018	GYZ32HL, YIX30L-BS, YB30L-B	CT 1230, EPS 1230
Harley-Davidson	CVO FLH Series	2018	GYZ32HL, YIX30L-BS, YB30L-B	CT 1230, EPS 1230
Harley-Davidson	FLH, FLT Series Touring, FLR	2018	GYZ32HL, YIX30L-BS, YB30L-B	CT 1230, EPS 1230
Harley-Davidson	FLS (Softail)	2017	GYZ20HL, YTX20HL-BS, YTX20L-BS	CT 12201, EPS 12201
Harley-Davidson	FLS (Softail), FXS	2017	GYZ20HL, YTX20HL-BS, YTX20L-BS	CT 12201, EPS 12201
Harley-Davidson	FXD (Dyna)	2017	GYZ20HL, YTX20HL-BS, YTX20L-BS	CT 12201, EPS 12201
Harley-Davidson	FLS (Softail Slim S, Fat Boy S)	2017	GYZ20HL, YTX20HL-BS, YTX20L-BS	CT 12201, EPS 12201
Harley-Davidson	FLH, FLT Series Touring, FLR	2017	GYZ32HL, YIX30L-BS, YB30L-B	CT 1230, EPS 1230
Harley-Davidson	CVO FLH Series	2017	GYZ32HL, YIX30L-BS, YB30L-B	CT 1230, EPS 1230
Harley-Davidson	FLH, FLT Series Touring	2017	GYZ32HL, YIX30L-BS, YB30L-B	CT 1230, EPS 1230
Harley-Davidson	FLS (Softail)	2016	GYZ20HL, YTX20HL-BS, YTX20L-BS	CT 12201, EPS 12201
Harley-Davidson	FLS (Softail Slim S, Fat Boy S)	2016	GYZ20HL, YTX20HL-BS, YTX20L-BS	CT 12201, EPS 12201
Harley-Davidson	FXD (Dyna)	2016	GYZ20HL, YTX20HL-BS, YTX20L-BS	CT 12201, EPS 12201
Harley-Davidson	FLS (Softail), FXS	2016	GYZ20HL, YTX20HL-BS, YTX20L-BS	CT 12201, EPS 12201
Harley-Davidson	FLH, FLT (Touring)	2016	GYZ32HL, YIX30L-BS, YB30L-B	CT 1230, EPS 1230
Harley-Davidson	CVO FLH (Touring)	2016	GYZ32HL, YIX30L-BS, YB30L-B	CT 1230, EPS 1230
Harley-Davidson	FLH, FLT (Touring), FLR	2016	GYZ32HL, YIX30L-BS, YB30L-B	CT 1230, EPS 1230
Harley-Davidson	FLS (Softail), FXS	2015	GYZ20HL, YTX20HL-BS, YTX20L-BS	CT 12201, EPS 12201
Harley-Davidson	CVO FLST (Softail)	2015	GYZ20HL, YTX20HL-BS, YTX20L-BS	CT 12201, EPS 12201
Harley-Davidson	FLS (Softail)	2015	GYZ20HL, YTX20HL-BS, YTX20L-BS	CT 12201, EPS 12201
Harley-Davidson	FXD (Dyna)	2015	GYZ20HL, YTX20HL-BS, YTX20L-BS	CT 12201, EPS 12201
Harley-Davidson	CVO FXD (Dyna)	2015	GYZ20HL, YTX20HL-BS, YTX20L-BS	CT 12201, EPS 12201
Harley-Davidson	FLH, FLT (Touring), FLR	2015	GYZ32HL, YIX30L-BS, YB30L-B	CT 1230, EPS 1230
Harley-Davidson	FLH, FLT (Touring)	2015	GYZ32HL, YIX30L-BS, YB30L-B	CT 1230, EPS 1230
Harley-Davidson	CVO FLH (Touring)	2015	GYZ32HL, YIX30L-BS, YB30L-B	CT 1230, EPS 1230
Harley-Davidson	FXD (Dyna)	2014	GYZ20HL, YTX20HL-BS, YTX20L-BS	CT 12201, EPS 12201
Harley-Davidson	CVO FXD (Dyna)	2014	GYZ20HL, YTX20HL-BS, YTX20L-BS	CT 12201, EPS 12201
Harley-Davidson	CVO FLST (Softail)	2014	GYZ20HL, YTX20HL-BS, YTX20L-BS	CT 12201, EPS 12201
Harley-Davidson	FLS (Softail), FXS	2014	GYZ20HL, YTX20HL-BS, YTX20L-BS	CT 12201, EPS 12201
Harley-Davidson	FLS (Softail)	2014	GYZ20HL, YTX20HL-BS, YTX20L-BS	CT 12201, EPS 12201
Harley-Davidson	CVO FLH (Touring)	2014	GYZ32HL, YIX30L-BS, YB30L-B	CT 1230, EPS 1230

МАРКА	МОДЕЛЬ МОТОЦИКЛА ИЛИ СКУТЕРА	ДАТА ВЫПУСКА	СООТВЕТСТВИЕ JIS-КОДУ	МОДЕЛЬ DELTA
Harley-Davidson	FLH, FLT (Touring), FLR	2014	GYZ32HL, YIX30L-BS, YB30L-B	CT 1230, EPS 1230
Harley-Davidson	FLH, FLT (Touring)	2014	GYZ32HL, YIX30L-BS, YB30L-B	CT 1230, EPS 1230
Harley-Davidson	CVO FLST (Softail)	2013	GYZ20HL, YTX20HL-BS, YTX20L-BS	CT 12201, EPS 12201
Harley-Davidson	FXD (Dyna)	2013	GYZ20HL, YTX20HL-BS, YTX20L-BS	CT 12201, EPS 12201
Harley-Davidson	FLS (Softail), FXS	2013	GYZ20HL, YTX20HL-BS, YTX20L-BS	CT 12201, EPS 12201
Harley-Davidson	CVO FXD (Dyna)	2013	GYZ20HL, YTX20HL-BS, YTX20L-BS	CT 12201, EPS 12201
Harley-Davidson	FLS (Softail)	2013	GYZ20HL, YTX20HL-BS, YTX20L-BS	CT 12201, EPS 12201
Harley-Davidson	CVO FLH (Touring)	2013	GYZ32HL, YIX30L-BS, YB30L-B	CT 1230, EPS 1230
Harley-Davidson	FLH, FLT (Touring)	2013	GYZ32HL, YIX30L-BS, YB30L-B	CT 1230, EPS 1230
Harley-Davidson	FLH, FLT (Touring), FLR	2013	GYZ32HL, YIX30L-BS, YB30L-B	CT 1230, EPS 1230
Harley-Davidson	FLS (Softail), FXS	2012	GYZ20HL, YTX20HL-BS, YTX20L-BS	CT 12201, EPS 12201
Harley-Davidson	FXD (Dyna)	2012	GYZ20HL, YTX20HL-BS, YTX20L-BS	CT 12201, EPS 12201
Harley-Davidson	CVO FXD (Dyna)	2012	GYZ20HL, YTX20HL-BS, YTX20L-BS	CT 12201, EPS 12201
Harley-Davidson	FLS (Softail)	2012	GYZ20HL, YTX20HL-BS, YTX20L-BS	CT 12201, EPS 12201
Harley-Davidson	CVO FLST (Softail)	2012	GYZ20HL, YTX20HL-BS, YTX20L-BS	CT 12201, EPS 12201
Harley-Davidson	FLH, FLT (Touring)	2012	GYZ32HL, YIX30L-BS, YB30L-B	CT 1230, EPS 1230
Harley-Davidson	CVO FLH (Touring)	2012	GYZ32HL, YIX30L-BS, YB30L-B	CT 1230, EPS 1230
Harley-Davidson	FLH, FLT (Touring), FLR	2012	GYZ32HL, YIX30L-BS, YB30L-B	CT 1230, EPS 1230
Harley-Davidson	CVO FLST (Softail)	2011	GYZ20HL, YTX20HL-BS, YTX20L-BS	CT 12201, EPS 12201
Harley-Davidson	FXD Series (Dyna)	2011	GYZ20HL, YTX20HL-BS, YTX20L-BS	CT 12201, EPS 12201
Harley-Davidson	FXST, FLST Series (Softail)	2011	GYZ20HL, YTX20HL-BS, YTX20L-BS	CT 12201, EPS 12201
Harley-Davidson	CVO FXD (Dyna)	2011	GYZ20HL, YTX20HL-BS, YTX20L-BS	CT 12201, EPS 12201
Harley-Davidson	FLH, FLT (Touring)	2011	GYZ32HL, YIX30L-BS, YB30L-B	CT 1230, EPS 1230
Harley-Davidson	CVO FLH (Touring)	2011	GYZ32HL, YIX30L-BS, YB30L-B	CT 1230, EPS 1230
Harley-Davidson	FLH, FLT (Touring), FLR	2011	GYZ32HL, YIX30L-BS, YB30L-B	CT 1230, EPS 1230
Harley-Davidson	CVO FLST (Softail)	2010	GYZ20HL, YTX20HL-BS, YTX20L-BS	CT 12201, EPS 12201
Harley-Davidson	FXD Series (Dyna)	2010	GYZ20HL, YTX20HL-BS, YTX20L-BS	CT 12201, EPS 12201
Harley-Davidson	FXST, FLST Series (Softail)	2010	GYZ20HL, YTX20HL-BS, YTX20L-BS	CT 12201, EPS 12201
Harley-Davidson	CVO FXD (Dyna)	2010	GYZ20HL, YTX20HL-BS, YTX20L-BS	CT 12201, EPS 12201
Harley-Davidson	CVO FLH (Touring)	2010	GYZ32HL, YIX30L-BS, YB30L-B	CT 1230, EPS 1230
Harley-Davidson	FL, FLH Series (Touring)	2010	GYZ32HL, YIX30L-BS, YB30L-B	CT 1230, EPS 1230
Harley-Davidson	FXD Series (Dyna)	2009	GYZ20HL, YTX20HL-BS, YTX20L-BS	CT 12201, EPS 12201
Harley-Davidson	CVO FXD (Dyna)	2009	GYZ20HL, YTX20HL-BS, YTX20L-BS	CT 12201, EPS 12201
Harley-Davidson	FXST, FLST Series (Softail)	2009	GYZ20HL, YTX20HL-BS, YTX20L-BS	CT 12201, EPS 12201
Harley-Davidson	CVO FLST (Softail)	2009	GYZ20HL, YTX20HL-BS, YTX20L-BS	CT 12201, EPS 12201
Harley-Davidson	CVO FLH (Touring)	2009	GYZ32HL, YIX30L-BS, YB30L-B	CT 1230, EPS 1230
Harley-Davidson	FL, FLH Series (Touring)	2009	GYZ32HL, YIX30L-BS, YB30L-B	CT 1230, EPS 1230
Harley-Davidson	FXST, FLST Series (Softail)	2008	GYZ20HL, YTX20HL-BS, YTX20L-BS	CT 12201, EPS 12201
Harley-Davidson	CVO FXD (Dyna)	2008	GYZ20HL, YTX20HL-BS, YTX20L-BS	CT 12201, EPS 12201
Harley-Davidson	CVO FLST (Softail)	2008	GYZ20HL, YTX20HL-BS, YTX20L-BS	CT 12201, EPS 12201
Harley-Davidson	FXD Series (Dyna)	2008	GYZ20HL, YTX20HL-BS, YTX20L-BS	CT 12201, EPS 12201
Harley-Davidson	FL, FLH Series (Touring)	2008	GYZ32HL, YIX30L-BS, YB30L-B	CT 1230, EPS 1230
Harley-Davidson	CVO FLH (Touring)	2008	GYZ32HL, YIX30L-BS, YB30L-B	CT 1230, EPS 1230
Harley-Davidson	FXST, FLST Series (Softail)	2007	GYZ20HL, YTX20HL-BS, YTX20L-BS	CT 12201, EPS 12201
Harley-Davidson	CVO FXD (Dyna)	2007	GYZ20HL, YTX20HL-BS, YTX20L-BS	CT 12201, EPS 12201
Harley-Davidson	FXD Series (Dyna)	2007	GYZ20HL, YTX20HL-BS, YTX20L-BS	CT 12201, EPS 12201
Harley-Davidson	CVO FLST (Softail)	2007	GYZ20HL, YTX20HL-BS, YTX20L-BS	CT 12201, EPS 12201
Harley-Davidson	CVO FLH (Touring)	2007	GYZ32HL, YIX30L-BS, YB30L-B	CT 1230, EPS 1230
Harley-Davidson	FL, FLH Series (Touring)	2007	GYZ32HL, YIX30L-BS, YB30L-B	CT 1230, EPS 1230
Harley-Davidson	FXD Series (Dyna)	2006	GYZ20HL, YTX20HL-BS, YTX20L-BS	CT 12201, EPS 12201
Harley-Davidson	FXST, FLST Series (Softail)	2006	GYZ20HL, YTX20HL-BS, YTX20L-BS	CT 12201, EPS 12201
Harley-Davidson	FL, FLH Series (Touring)	2006	GYZ32HL, YIX30L-BS, YB30L-B	CT 1230, EPS 1230
Harley-Davidson	FXST, FLST Series (Softail)	2005	GYZ20HL, YTX20HL-BS, YTX20L-BS	CT 12201, EPS 12201
Harley-Davidson	FXD Series (Dyna)	2005	GYZ20HL, YTX20HL-BS, YTX20L-BS	CT 12201, EPS 12201
Harley-Davidson	FL, FLH Series (Touring)	2005	GYZ32HL, YIX30L-BS, YB30L-B	CT 1230, EPS 1230
Harley-Davidson	FXST, FLST Series (Softail)	2004	GYZ20HL, YTX20HL-BS, YTX20L-BS	CT 12201, EPS 12201
Harley-Davidson	FXD Series (Dyna)	2004	GYZ20HL, YTX20HL-BS, YTX20L-BS	CT 12201, EPS 12201

МАРКА	МОДЕЛЬ МОТОЦИКЛА ИЛИ СКУТЕРА	ДАТА ВЫПУСКА	СООТВЕТСТВИЕ JIS-КОДУ	МОДЕЛЬ DELTA
Harley-Davidson	FL, FLH Series (Touring)	2004	GYZ32HL, YIX30L-BS, YB30L-B	CT 1230, EPS 1230
Harley-Davidson	FXD Series (Dyna)	2003	GYZ20HL, YTX20HL-BS, YTX20L-BS	CT 12201, EPS 12201
Harley-Davidson	FXST, FLST Series (Softail)	2003	GYZ20HL, YTX20HL-BS, YTX20L-BS	CT 12201, EPS 12201
Harley-Davidson	FL, FLH Series (Touring)	2003	GYZ32HL, YIX30L-BS, YB30L-B	CT 1230, EPS 1230
Harley-Davidson	XL, XLH (Sportster)	2003	YTX20L-BS	CT 12201, EPS 12201
Harley-Davidson	FXST, FLST Series (Softail)	2002	GYZ20HL, YTX20HL-BS, YTX20L-BS	CT 12201, EPS 12201
Harley-Davidson	FXD Series (Dyna)	2002	GYZ20HL, YTX20HL-BS, YTX20L-BS	CT 12201, EPS 12201
Harley-Davidson	FL, FLH Series (Touring)	2002	GYZ32HL, YIX30L-BS, YB30L-B	CT 1230, EPS 1230
Harley-Davidson	XL, XLH (Sportster)	2002	YTX20L-BS	CT 12201, EPS 12201
Harley-Davidson	FXD Series (Dyna)	2001	GYZ20HL, YTX20HL-BS, YTX20L-BS	CT 12201, EPS 12201
Harley-Davidson	FXST, FLST Series (Softail)	2001	GYZ20HL, YTX20HL-BS, YTX20L-BS	CT 12201, EPS 12201
Harley-Davidson	FL, FLH Series (Touring)	2001	GYZ32HL, YIX30L-BS, YB30L-B	CT 1230, EPS 1230
Harley-Davidson	XL, XLH (Sportster)	2001	YTX20L-BS	CT 12201, EPS 12201
Harley-Davidson	FXR Series	2000	GYZ20H, YTX20H-BS, YTX20-BS, YB16-B-CX	CT 1218, EPS 1218
Harley-Davidson	FXST, FLST Series (Softail)	2000	GYZ20HL, YTX20HL-BS, YTX20L-BS	CT 12201, EPS 12201
Harley-Davidson	FXD Series (Dyna)	2000	GYZ20HL, YTX20HL-BS, YTX20L-BS	CT 12201, EPS 12201
Harley-Davidson	FL, FLH Series (Touring)	2000	GYZ32HL, YIX30L-BS, YB30L-B	CT 1230, EPS 1230
Harley-Davidson	XL, XLH (Sportster)	2000	YTX20L-BS	CT 12201, EPS 12201
Harley-Davidson	FXR Series	1999	GYZ20H, YTX20H-BS, YTX20-BS, YB16-B-CX	CT 1218, EPS 1218
Harley-Davidson	FLST Series (Softail)	1999	GYZ20HL, YTX20HL-BS, YTX20L-BS	CT 12201, EPS 12201
Harley-Davidson	FXD/FXST Series (Dyna)	1999	GYZ20HL, YTX20HL-BS, YTX20L-BS	CT 12201, EPS 12201
Harley-Davidson	FXD Series (Dyna)	1999	GYZ20HL, YTX20HL-BS, YTX20L-BS	CT 12201, EPS 12201
Harley-Davidson	FL, FLH Series (Touring)	1999	GYZ32HL, YIX30L-BS, YB30L-B	CT 1230, EPS 1230
Harley-Davidson	XL, XLH (Sportster)	1999	YTX20L-BS	CT 12201, EPS 12201
Harley-Davidson	FXD/FXST Series (Dyna)	1998	GYZ20HL, YTX20HL-BS, YTX20L-BS	CT 12201, EPS 12201
Harley-Davidson	FLST Series (Softail)	1998	GYZ20HL, YTX20HL-BS, YTX20L-BS	CT 12201, EPS 12201
Harley-Davidson	FL, FLH Series (Touring)	1998	GYZ32HL, YIX30L-BS, YB30L-B	CT 1230, EPS 1230
Harley-Davidson	XL, XLH (Sportster)	1998	YTX20L-BS	CT 12201, EPS 12201
Harley-Davidson	FLST Series (Softail)	1997	GYZ20HL, YTX20HL-BS, YTX20L-BS	CT 12201, EPS 12201
Harley-Davidson	FXD/FXST Series (Dyna)	1997	GYZ20HL, YTX20HL-BS, YTX20L-BS	CT 12201, EPS 12201
Harley-Davidson	FL, FLH Series (Touring)	1997	GYZ32HL, YIX30L-BS, YB30L-B	CT 1230, EPS 1230
Harley-Davidson	XL, XLH (Sportster)	1997	YTX20L-BS	CT 12201, EPS 12201
Harley-Davidson	FXD/FXST Series (Dyna)	1996	GYZ20HL, YTX20HL-BS, YTX20L-BS, YB16HL-A-CX	CT 12201, EPS 12201
Harley-Davidson	FLST Series (Softail)	1996	GYZ20HL, YTX20HL-BS, YTX20L-BS, YB16HL-A-CX	CT 12201, EPS 12201
Harley-Davidson	XL, XLH (Sportster)	1996	YTX20H-BS, YTX20-BS, YB16-B-CX	CT 1218, EPS 1218
Harley-Davidson	XLH (Sportster)	1996	YTX20H-BS, YTX20-BS, YB16-B-CX	CT 1218, EPS 1218
Harley-Davidson	FL, FLH Series (Touring)	1996	YTX24HL-BS, Y50-N18L-A-CX	CT 1220, EPS 1220
Harley-Davidson	FXD/FXST Series (Dyna)	1995	GYZ20HL, YTX20HL-BS, YTX20L-BS, YB16HL-A-CX	CT 12201, EPS 12201
Harley-Davidson	FLST Series (Softail)	1995	GYZ20HL, YTX20HL-BS, YTX20L-BS, YB16HL-A-CX	CT 12201, EPS 12201
Harley-Davidson	XL, XLH (Sportster)	1995	YTX20H-BS, YTX20-BS, YB16-B-CX	CT 1218, EPS 1218
Harley-Davidson	XLH (Sportster)	1995	YTX20H-BS, YTX20-BS, YB16-B-CX	CT 1218, EPS 1218
Harley-Davidson	FL, FLH Series (Touring)	1995	YTX24HL-BS, Y50-N18L-A-CX	CT 1220, EPS 1220
Harley-Davidson	FX/FXR Series	1994	GYZ20H, YTX20H-BS, YTX20-BS, YB16-B-CX	CT 1218, EPS 1218
Harley-Davidson	FLST Series (Softail)	1994	GYZ20HL, YTX20HL-BS, YTX20L-BS, YB16HL-A-CX	CT 12201, EPS 12201
Harley-Davidson	FXD/FXST Series (Dyna)	1994	GYZ20HL, YTX20HL-BS, YTX20L-BS, YB16HL-A-CX	CT 12201, EPS 12201
Harley-Davidson	XL, XLH (Sportster)	1994	YTX20H-BS, YTX20-BS, YB16-B-CX	CT 1218, EPS 1218
Harley-Davidson	XLH (Sportster)	1994	YTX20H-BS, YTX20-BS, YB16-B-CX	CT 1218, EPS 1218
Harley-Davidson	FL, FLH Series (Touring)	1994	YTX24HL-BS, Y50-N18L-A-CX	CT 1220, EPS 1220
Harley-Davidson	FX/FXR Series	1993	GYZ20H, YTX20H-BS, YTX20-BS, YB16-B-CX	CT 1218, EPS 1218

МАРКА	МОДЕЛЬ МОТОЦИКЛА ИЛИ СКУТЕРА	ДАТА ВЫПУСКА	СООТВЕТСТВИЕ JIS-КОДУ	МОДЕЛЬ DELTA
Harley-Davidson	XL Series (Sportster)	1993	GYZ20H, YTX20H-BS, YTX20-BS, YB16-B-CX	CT 1218, EPS 1218
Harley-Davidson	FLST Series (Softail)	1993	GYZ20HL, YTX20HL-BS, YTX20L-BS, YB16HL-A-CX	CT 12201, EPS 12201
Harley-Davidson	FXD/FXST Series (Dyna)	1993	GYZ20HL, YTX20HL-BS, YTX20L-BS, YB16HL-A-CX	CT 12201, EPS 12201
Harley-Davidson	XL, XLH (Sportster)	1993	YTX20H-BS, YTX20-BS, YB16-B-CX	CT 1218, EPS 1218
Harley-Davidson	XLH (Sportster)	1993	YTX20H-BS, YTX20-BS, YB16-B-CX	CT 1218, EPS 1218
Harley-Davidson	FL, FLH Series (Touring)	1993	YTX24HL-BS, Y50-N18L-A-CX	CT 1220, EPS 1220
Harley-Davidson	XL Series (Sportster)	1992	GYZ20H, YTX20H-BS, YTX20-BS, YB16-B-CX	CT 1218, EPS 1218
Harley-Davidson	FX/FXR Series	1992	GYZ20H, YTX20H-BS, YTX20-BS, YB16-B-CX	CT 1218, EPS 1218
Harley-Davidson	FLST Series (Softail)	1992	GYZ20HL, YTX20HL-BS, YTX20L-BS, YB16HL-A-CX	CT 12201, EPS 12201
Harley-Davidson	FXD/FXST Series (Dyna)	1992	GYZ20HL, YTX20HL-BS, YTX20L-BS, YB16HL-A-CX	CT 12201, EPS 12201
Harley-Davidson	XLH (Sportster)	1992	YTX20H-BS, YTX20-BS, YB16-B-CX	CT 1218, EPS 1218
Harley-Davidson	XL, XLH (Sportster)	1992	YTX20H-BS, YTX20-BS, YB16-B-CX	CT 1218, EPS 1218
Harley-Davidson	FL, FLH Series (Touring)	1992	YTX24HL-BS, Y50-N18L-A-CX	CT 1220, EPS 1220
Harley-Davidson	XL Series (Sportster)	1991	GYZ20H, YTX20H-BS, YTX20-BS, YB16-B-CX	CT 1218, EPS 1218
Harley-Davidson	FX/FXR Series	1991	GYZ20H, YTX20H-BS, YTX20-BS, YB16-B-CX	CT 1218, EPS 1218
Harley-Davidson	FLST Series (Softail)	1991	GYZ20HL, YTX20HL-BS, YTX20L-BS, YB16HL-A-CX	CT 12201, EPS 12201
Harley-Davidson	FXD/FXST Series (Dyna)	1991	GYZ20HL, YTX20HL-BS, YTX20L-BS, YB16HL-A-CX	CT 12201, EPS 12201
Harley-Davidson	XL, XLH (Sportster)	1991	YTX20H-BS, YTX20-BS, YB16-B-CX	CT 1218, EPS 1218
Harley-Davidson	XLH (Sportster)	1991	YTX20H-BS, YTX20-BS, YB16-B-CX	CT 1218, EPS 1218
Harley-Davidson	FL, FLH Series (Touring)	1991	YTX24HL-BS, Y50-N18L-A-CX	CT 1220, EPS 1220
Harley-Davidson	FXST, FLST Series (Softail)	1990	GYZ20H, YTX20H-BS, YTX20-BS, YB16-B-CX	CT 1218, EPS 1218
Harley-Davidson	FX/FXR Series	1990	GYZ20H, YTX20H-BS, YTX20-BS, YB16-B-CX	CT 1218, EPS 1218
Harley-Davidson	XL Series (Sportster)	1990	GYZ20H, YTX20H-BS, YTX20-BS, YB16-B-CX	CT 1218, EPS 1218
Harley-Davidson	XLH (Sportster)	1990	YTX20H-BS, YTX20-BS, YB16-B-CX	CT 1218, EPS 1218
Harley-Davidson	XL, XLH (Sportster)	1990	YTX20H-BS, YTX20-BS, YB16-B-CX	CT 1218, EPS 1218
Harley-Davidson	FL, FLH Series (Touring)	1990	YTX24HL-BS, Y50-N18L-A-CX	CT 1220, EPS 1220
Harley-Davidson	FXST, FLST Series (Softail)	1989	GYZ20H, YTX20H-BS, YTX20-BS, YB16-B-CX	CT 1218, EPS 1218
Harley-Davidson	XL Series (Sportster)	1989	GYZ20H, YTX20H-BS, YTX20-BS, YB16-B-CX	CT 1218, EPS 1218
Harley-Davidson	FX/FXR Series	1989	GYZ20H, YTX20H-BS, YTX20-BS, YB16-B-CX	CT 1218, EPS 1218
Harley-Davidson	XLH (Sportster)	1989	YTX20H-BS, YTX20-BS, YB16-B-CX	CT 1218, EPS 1218
Harley-Davidson	XL, XLH (Sportster)	1989	YTX20H-BS, YTX20-BS, YB16-B-CX	CT 1218, EPS 1218
Harley-Davidson	FL, FLH Series (Touring)	1989	YTX24HL-BS, Y50-N18L-A-CX	CT 1220, EPS 1220
Harley-Davidson	FXST, FLST Series (Softail)	1988	GYZ20H, YTX20H-BS, YTX20-BS, YB16-B-CX	CT 1218, EPS 1218
Harley-Davidson	XL Series (Sportster)	1988	GYZ20H, YTX20H-BS, YTX20-BS, YB16-B-CX	CT 1218, EPS 1218
Harley-Davidson	FX/FXR Series	1988	GYZ20H, YTX20H-BS, YTX20-BS, YB16-B-CX	CT 1218, EPS 1218
Harley-Davidson	XLH (Sportster)	1988	YTX20H-BS, YTX20-BS, YB16-B-CX	CT 1218, EPS 1218
Harley-Davidson	XL, XLH (Sportster)	1988	YTX20H-BS, YTX20-BS, YB16-B-CX	CT 1218, EPS 1218
Harley-Davidson	FL, FLH Series (Touring)	1988	YTX24HL-BS, Y50-N18L-A-CX	CT 1220, EPS 1220
Harley-Davidson	XL Series (Sportster)	1987	GYZ20H, YTX20H-BS, YTX20-BS, YB16-B-CX	CT 1218, EPS 1218

МАРКА	МОДЕЛЬ МОТОЦИКЛА ИЛИ СКУТЕРА	ДАТА ВЫПУСКА	СООТВЕТСТВИЕ JIS-КОДУ	МОДЕЛЬ DELTA
Harley-Davidson	FX/FXR Series	1987	GYZ20H, YTX20H-BS, YTX20-BS, YB16-B-CX	CT 1218, EPS 1218
Harley-Davidson	FXST, FLST Series (Softail)	1987	GYZ20H, YTX20H-BS, YTX20-BS, YB16-B-CX	CT 1218, EPS 1218
Harley-Davidson	XL, XLH (Sportster)	1987	YTX20H-BS, YTX20-BS, YB16-B-CX	CT 1218, EPS 1218
Harley-Davidson	XLH (Sportster)	1987	YTX20H-BS, YTX20-BS, YB16-B-CX	CT 1218, EPS 1218
Harley-Davidson	FL, FLH Series (Touring)	1987	YTX24HL-BS, Y50-N18L-A-CX	CT 1220, EPS 1220
Harley-Davidson	FXST, FLST Series (Softail)	1986	GYZ20H, YTX20H-BS, YTX20-BS, YB16-B-CX	CT 1218, EPS 1218
Harley-Davidson	FX/FXR Series	1986	GYZ20H, YTX20H-BS, YTX20-BS, YB16-B-CX	CT 1218, EPS 1218
Harley-Davidson	XLH (Sportster)	1986	YTX20H-BS, YTX20-BS, YB16-B-CX	CT 1218, EPS 1218
Harley-Davidson	FL, FLH Series (Touring)	1986	YTX24HL-BS, Y50-N18L-A-CX	CT 1220, EPS 1220
Harley-Davidson	FX/FXR Series	1985	GYZ20H, YTX20H-BS, YTX20-BS, YB16-B-CX	CT 1218, EPS 1218
Harley-Davidson	1000 XLX-61, XR1000	1985	GYZ20H, YTX20H-BS, YTX20-BS, YB16-B-CX	CT 1218, EPS 1218
Harley-Davidson	XL Series (Sportster)	1985	GYZ20H, YTX20H-BS, YTX20-BS, YB16-B-CX	CT 1218, EPS 1218
Harley-Davidson	FXST, FLST Series (Softail)	1985	GYZ20H, YTX20H-BS, YTX20-BS, YB16-B-CX	CT 1218, EPS 1218
Harley-Davidson	FL, FLH Series (Touring)	1985	YTX24HL-BS, Y50-N18L-A-CX	CT 1220, EPS 1220
Harley-Davidson	FX/FXR Series	1984	GYZ20H, YTX20H-BS, YTX20-BS, YB16-B-CX	CT 1218, EPS 1218
Harley-Davidson	XL Series (Sportster)	1984	GYZ20H, YTX20H-BS, YTX20-BS, YB16-B-CX	CT 1218, EPS 1218
Harley-Davidson	FXST, FLST Series (Softail)	1984	GYZ20H, YTX20H-BS, YTX20-BS, YB16-B-CX	CT 1218, EPS 1218
Harley-Davidson	1000 XLX-61, XR1000	1984	GYZ20H, YTX20H-BS, YTX20-BS, YB16-B-CX	CT 1218, EPS 1218
Harley-Davidson	XL Series (Sportster)	1983	GYZ20H, YTX20H-BS, YTX20-BS, YB16-B-CX	CT 1218, EPS 1218
Harley-Davidson	FX/FXR Series	1983	GYZ20H, YTX20H-BS, YTX20-BS, YB16-B-CX	CT 1218, EPS 1218
Harley-Davidson	1000 XLX-61, XR1000	1983	GYZ20H, YTX20H-BS, YTX20-BS, YB16-B-CX	CT 1218, EPS 1218
Harley-Davidson	FX/FXR Series	1982	GYZ20H, YTX20H-BS, YTX20-BS, YB16-B-CX	CT 1218, EPS 1218
Harley-Davidson	XL Series (Sportster)	1982	GYZ20H, YTX20H-BS, YTX20-BS, YB16-B-CX	CT 1218, EPS 1218
Harley-Davidson	FX/FXR Series	1981	GYZ20H, YTX20H-BS, YTX20-BS, YB16-B-CX	CT 1218, EPS 1218
Harley-Davidson	XL Series (Sportster)	1981	GYZ20H, YTX20H-BS, YTX20-BS, YB16-B-CX	CT 1218, EPS 1218
Harley-Davidson	FX/FXR Series	1980	GYZ20H, YTX20H-BS, YTX20-BS, YB16-B-CX	CT 1218, EPS 1218
Harley-Davidson	XL Series (Sportster)	1980	GYZ20H, YTX20H-BS, YTX20-BS, YB16-B-CX	CT 1218, EPS 1218
Harley-Davidson	FX/FXR Series	1979	GYZ20H, YTX20H-BS, YTX20-BS, YB16-B-CX	CT 1218, EPS 1218
Harley-Davidson	XL Series (Sportster)	1979	GYZ20H, YTX20H-BS, YTX20-BS, YB16-B-CX	CT 1218, EPS 1218
Harley-Davidson	XLCR Cafe Racer	1978	GYZ20H, YTX20H-BS, YTX20-BS, YB16-B-CX	CT 1218, EPS 1218
Harley-Davidson	FX Series (Electric Start)	1978	YTX20H-BS, YTX20-BS, YB16-B-CX	CT 1218, EPS 1218
Harley-Davidson	XLCR Cafe Racer	1977	GYZ20H, YTX20H-BS, YTX20-BS, YB16-B-CX	CT 1218, EPS 1218
Harley-Davidson	FX Series (Electric Start)	1977	YTX20H-BS, YTX20-BS, YB16-B-CX	CT 1218, EPS 1218
Harley-Davidson	FX Series (Electric Start)	1976	YTX20H-BS, YTX20-BS, YB16-B-CX	CT 1218, EPS 1218
Harley-Davidson	FX Series (Electric Start)	1975	YTX20H-BS, YTX20-BS, YB16-B-CX	CT 1218, EPS 1218
Harley-Davidson	FX Series (Electric Start)	1974	YTX20H-BS, YTX20-BS, YB16-B-CX	CT 1218, EPS 1218
Harley-Davidson	FX Series (Electric Start)	1973	YTX20H-BS, YTX20-BS, YB16-B-CX	CT 1218, EPS 1218

МАРКА	МОДЕЛЬ МОТОЦИКЛА ИЛИ СКУТЕРА	ДАТА ВЫПУСКА	СООТВЕТВИЕ JIS-КОДУ	МОДЕЛЬ DELTA
Harley-Davidson	FX Series (Electric Start)	1972	YTX20H-BS, YTX20-BS, YB16-B-CX	CT 1218, EPS 1218
Harley-Davidson	FX Series (Electric Start)	1971	YTX20H-BS, YTX20-BS, YB16-B-CX	CT 1218, EPS 1218
<b>HERCULES (SACHS)</b>				
HERCULES (SACHS)	Reggagge, Reggagge Splinter	1996 - 1997	YT4L-BS, YTX4L-BS, YT4L-BS	CT 1204
HERCULES (SACHS)	Limbo L, M, MA, ML	1995 - 1997	YT4L-BS, YTX4L-BS, YT4L-BS	CT 1204
HERCULES (SACHS)	Gipsy	1995	YT4L-BS, YTX4L-BS, YT4L-BS	CT 1204
HERCULES (SACHS)	Samba, Swing	1994 - 1997	YT4L-BS, YTX4L-BS, YT4L-BS	CT 1204
HERCULES (SACHS)	KX5	1993 - 1997	YT4L-BS, YTX4L-BS, YT4L-BS	CT 1204
HERCULES (SACHS)	W2000 Wankel	-	YB18L-A	CT 12201, EPS 12201
<b>HMZ</b>				
HMZ	Cab	1996	YT4L-BS, YTX4L-BS, YT4L-BS	CT 1204
<b>HONDA</b>				
Honda	XR650L	2020	YTX9-BS	CT 1209
Honda	CBR650F, RA	2020	YTZ10S	CT 1210.1
Honda	CB650R, RA	2020	YTZ10S	CT 1210.1
Honda	VT750C, C2, C2B, RS Shadow / Phantom/Aero	2020	YTZ14S	CT 1211
Honda	VT1300CS, CR, CT, CXA FURY	2020	YTZ14S	CT 1211
Honda	CRF125F	2020	YTZ5S-BS, YTX4L-BS	CT 1204
Honda	Z125M, MA	2020	YTZ5S-BS, YTX4L-BS	CT 1204
Honda	CRF250F	2020	YTZ7S	CT 1205, CT 1207.2
Honda	CBR300R, RA	2020	YTZ8V, YTX7L-BS	CT 1205, CT 1207.1, CT 1207.2
Honda	XR650L	2019	YTX9-BS	CT 1209
Honda	CBR1000RA (ABS)	2019	YTZ10S	CT 1210.1
Honda	CBR600RR, RA	2019	YTZ10S	CT 1210.1
Honda	CBR650F, RA	2019	YTZ10S	CT 1210.1
Honda	CB650R, RA	2019	YTZ10S	CT 1210.1
Honda	VT750C, C2, C2B, RS Shadow / Phantom/Aero	2019	YTZ14S	CT 1211
Honda	VT1300CS, CR, CT, CXA FURY	2019	YTZ14S	CT 1211
Honda	MSX125 Grom	2019	YTZ5S-BS, YTX4L-BS	CT 1204
Honda	Z125M, MA	2019	YTZ5S-BS, YTX4L-BS	CT 1204
Honda	CRF125F	2019	YTZ5S-BS, YTX4L-BS	CT 1204
Honda	NPS50, S Ruckus	2019	YTZ7S	CT 1205, CT 1207.2
Honda	CRF230F, L (-'07)	2019	YTZ7S, YTX5L-BS	CT 1205, CT 1207.2
Honda	CBR300R, RA	2019	YTZ8V, YTX7L-BS	CT 1205, CT 1207.1, CT 1207.2
Honda	CB300RA	2019	YTZ8V, YTX7L-BS	CT 1205, CT 1207.1, CT 1207.2
Honda	XR650L	2018	YTX9-BS	CT 1209
Honda	CBR650F	2018	YTZ10S	CT 1210.1
Honda	CBR1000RA (ABS)	2018	YTZ10S	CT 1210.1
Honda	CB500X, F	2018	YTZ10S	CT 1210.1
Honda	CBR600RR, RA	2018	YTZ10S	CT 1210.1
Honda	CBR650F, RA	2018	YTZ10S	CT 1210.1
Honda	CB1000R	2018	YTZ10S	CT 1210.1
Honda	CB650F, FA	2018	YTZ10S	CT 1210.1
Honda	CBR500R	2018	YTZ10S	CT 1210.1
Honda	CTX700	2018	YTZ12S	CT 1211
Honda	VT1300CS, CR, CT, CXA FURY	2018	YTZ14S	CT 1211
Honda	VT750C, C2, C2B, RS Shadow / Phantom/Aero	2018	YTZ14S	CT 1211
Honda	NC750X, XD	2018	YTZ14S	CT 1211
Honda	MSX125 Grom	2018	YTZ5S-BS, YTX4L-BS	CT 1204
Honda	CRF125F	2018	YTZ5S-BS, YTX4L-BS	CT 1204
Honda	CBR1000RR	2018	YTZ7S	CT 1205, CT 1207.2
Honda	NPS50, S Ruckus	2018	YTZ7S	CT 1205, CT 1207.2
Honda	CRF250X	2018	YTZ7S, YTX5L-BS	CT 1205, CT 1207.2

МАРКА	МОДЕЛЬ МОТОЦИКЛА ИЛИ СКУТЕРА	ДАТА ВЫПУСКА	СООТВЕТСТВИЕ JIS-КОДУ	МОДЕЛЬ DELTA
Honda	CRF230F, L (-'07)	2018	YTZ7S, YTX5L-BS	CT 1205, CT 1207.2
Honda	CRF250X, L	2018	YTZ7S, YTX5L-BS	CT 1205, CT 1207.2
Honda	CB300F	2018	YTZ8V, YTX7L-BS	CT 1205, CT 1207.1, CT 1207.2
Honda	CMX500, A	2018	YTZ8V, YTX7L-BS	CT 1205, CT 1207.1, CT 1207.2
Honda	CBR300R, RA	2018	YTZ8V, YTX7L-BS	CT 1205, CT 1207.1, CT 1207.2
Honda	CMX300, A	2018	YTZ8V, YTX7L-BS	CT 1205, CT 1207.1, CT 1207.2
Honda	CBR300R	2018	YTZ8V, YTX7L-BS	CT 1205, CT 1207.1, CT 1207.2
Honda	XR650L	2017	YTX9-BS	CT 1209
Honda	CBR500R	2017	YTZ10S	CT 1210.1
Honda	CBR600RR, RA	2017	YTZ10S	CT 1210.1
Honda	CB1000R	2017	YTZ10S	CT 1210.1
Honda	CBR1000RA (ABS)	2017	YTZ10S	CT 1210.1
Honda	CBR650F	2017	YTZ10S	CT 1210.1
Honda	CB500X, F	2017	YTZ10S	CT 1210.1
Honda	CBR650F, RA	2017	YTZ10S	CT 1210.1
Honda	CTX700	2017	YTZ12S	CT 1211
Honda	NC700X	2017	YTZ12S	CT 1211
Honda	VFR1200X	2017	YTZ14S	CT 1211
Honda	CB1100EX	2017	YTZ14S	CT 1211
Honda	CRF1000L Africa Twin	2017	YTZ14S	CT 1211
Honda	VT1300CS, CR, CT, CXA FURY	2017	YTZ14S	CT 1211
Honda	VT750C, C2, C2B, RS Shadow / Phantom/Aero	2017	YTZ14S	CT 1211
Honda	CRF125F	2017	YTZ5S-BS, YTX4L-BS	CT 1204
Honda	MSX125 Grom	2017	YTZ5S-BS, YTX4L-BS	CT 1204
Honda	NCH50 Metropolitan	2017	YTZ5S-BS, YTX4L-BS	CT 1204
Honda	CBR1000RR	2017	YTZ7S	CT 1205, CT 1207.2
Honda	CRF450X	2017	YTZ7S	CT 1205, CT 1207.2
Honda	CRF230F, L (-'07)	2017	YTZ7S, YTX5L-BS	CT 1205, CT 1207.2
Honda	NPS50, S Ruckus	2017	YTZ7S, YTX5L-BS	CT 1205, CT 1207.2
Honda	CRF250X	2017	YTZ7S, YTX5L-BS	CT 1205, CT 1207.2
Honda	CRF250X, L	2017	YTZ7S, YTX5L-BS	CT 1205, CT 1207.2
Honda	CRF150F	2017	YTZ7S, YTX5L-BS	CT 1205, CT 1207.2
Honda	RC213V-S	2017	YTZ7S, YTX5L-BS	CT 1205, CT 1207.2
Honda	PCX150	2017	YTZ8V, YTX7L-BS	CT 1205, CT 1207.1, CT 1207.2
Honda	CB300F	2017	YTZ8V, YTX7L-BS	CT 1205, CT 1207.1, CT 1207.2
Honda	CBR300R	2017	YTZ8V, YTX7L-BS	CT 1205, CT 1207.1, CT 1207.2
Honda	CBR300R, RA	2017	YTZ8V, YTX7L-BS	CT 1205, CT 1207.1, CT 1207.2
Honda	CMX300, A	2017	YTZ8V, YTX7L-BS	CT 1205, CT 1207.1, CT 1207.2
Honda	CMX500, A	2017	YTZ8V, YTX7L-BS	CT 1205, CT 1207.1, CT 1207.2
Honda	XR650L	2016	YTX9-BS	CT 1209
Honda	CB500X, F	2016	YTZ10S	CT 1210.1
Honda	CBR650F	2016	YTZ10S	CT 1210.1
Honda	CBR600F4i, 600RR	2016	YTZ10S	CT 1210.1
Honda	CB1000R	2016	YTZ10S	CT 1210.1
Honda	CBR650F, RA	2016	YTZ10S	CT 1210.1
Honda	CBR1000RA (ABS)	2016	YTZ10S	CT 1210.1
Honda	CBR500R	2016	YTZ10S	CT 1210.1
Honda	CBR600RR, RA	2016	YTZ10S	CT 1210.1
Honda	VFR800F Interceptor	2016	YTZ12S	CT 1211
Honda	CTX700	2016	YTZ12S	CT 1211
Honda	NSS300 Forza	2016	YTZ12S	CT 1211
Honda	NC700X	2016	YTZ12S	CT 1211
Honda	VT1300CS, CR, CT, CXA FURY	2016	YTZ14S	CT 1211
Honda	VT750C, C2, C2B, RS Shadow / Phantom/Aero	2016	YTZ14S	CT 1211
Honda	VFR1200X	2016	YTZ14S	CT 1211

МАРКА	МОДЕЛЬ МОТОЦИКЛА ИЛИ СКУТЕРА	ДАТА ВЫПУСКА	СООТВЕТСТВИЕ JIS-КОДУ	МОДЕЛЬ DELTA
Honda	CRF1000L Africa Twin	2016	YTZ14S	CT 1211
Honda	MSX125 Grom	2016	YTZ5S-BS, YTX4L-BS	CT 1204
Honda	CRF110F	2016	YTZ5S-BS, YTX4L-BS	CT 1204
Honda	NCH50 Metropolitan	2016	YTZ5S-BS, YTX4L-BS	CT 1204
Honda	CRF125F	2016	YTZ5S-BS, YTX4L-BS	CT 1204
Honda	CBR1000RR	2016	YTZ7S	CT 1205, CT 1207.2
Honda	CRF450X	2016	YTZ7S	CT 1205, CT 1207.2
Honda	RC213V-S	2016	YTZ7S, YTX5L-BS	CT 1205, CT 1207.2
Honda	CRF250X, L	2016	YTZ7S, YTX5L-BS	CT 1205, CT 1207.2
Honda	CRF230F, L (-'07)	2016	YTZ7S, YTX5L-BS	CT 1205, CT 1207.2
Honda	CRF150F	2016	YTZ7S, YTX5L-BS	CT 1205, CT 1207.2
Honda	NPS50, S Ruckus	2016	YTZ7S, YTX5L-BS	CT 1205, CT 1207.2
Honda	CRF250X	2016	YTZ7S, YTX5L-BS	CT 1205, CT 1207.2
Honda	CBR300R, RA	2016	YTZ8V, YTX7L-BS	CT 1205, CT 1207.1, CT 1207.2
Honda	CBR300R	2016	YTZ8V, YTX7L-BS	CT 1205, CT 1207.1, CT 1207.2
Honda	CMX250C Rebel	2016	YTZ8V, YTX7L-BS	CT 1205, CT 1207.1, CT 1207.2
Honda	PCX150	2016	YTZ8V, YTX7L-BS	CT 1205, CT 1207.1, CT 1207.2
Honda	CB300F	2016	YTZ8V, YTX7L-BS	CT 1205, CT 1207.1, CT 1207.2
Honda	XR650L	2015	YTX9-BS	CT 1209
Honda	CB500X, F	2015	YTZ10S	CT 1210.1
Honda	CBR650F	2015	YTZ10S	CT 1210.1
Honda	CBR1000RA (ABS)	2015	YTZ10S	CT 1210.1
Honda	CBR650F, RA	2015	YTZ10S	CT 1210.1
Honda	CBR500R	2015	YTZ10S	CT 1210.1
Honda	CBR600RR, RA	2015	YTZ10S	CT 1210.1
Honda	CBR600F4i, 600RR	2015	YTZ10S	CT 1210.1
Honda	CB1000R	2015	YTZ10S	CT 1210.1
Honda	NC700X	2015	YTZ12S	CT 1211
Honda	NSS300 Forza	2015	YTZ12S	CT 1211
Honda	FSC600 Silver Wing	2015	YTZ12S	CT 1211
Honda	VFR800F Interceptor	2015	YTZ12S	CT 1211
Honda	CTX700	2015	YTZ12S	CT 1211
Honda	VT750C, C2, C2B, RS Shadow / Phantom/Aero	2015	YTZ14S	CT 1211
Honda	VT1300CS, CR, CT, CXA FURY	2015	YTZ14S	CT 1211
Honda	CRF125F	2015	YTZ5S-BS, YTX4L-BS	CT 1204
Honda	NCH50 Metropolitan	2015	YTZ5S-BS, YTX4L-BS	CT 1204
Honda	MSX125 Grom	2015	YTZ5S-BS, YTX4L-BS	CT 1204
Honda	CRF110F	2015	YTZ5S-BS, YTX4L-BS	CT 1204
Honda	CRF450X	2015	YTZ7S	CT 1205, CT 1207.2
Honda	CBR1000RR	2015	YTZ7S	CT 1205, CT 1207.2
Honda	CRF250X, L	2015	YTZ7S, YTX5L-BS	CT 1205, CT 1207.2
Honda	CRF150F	2015	YTZ7S, YTX5L-BS	CT 1205, CT 1207.2
Honda	CRF250X	2015	YTZ7S, YTX5L-BS	CT 1205, CT 1207.2
Honda	CRF230F, L (-'07)	2015	YTZ7S, YTX5L-BS	CT 1205, CT 1207.2
Honda	NPS50, S Ruckus	2015	YTZ7S, YTX5L-BS	CT 1205, CT 1207.2
Honda	PCX150	2015	YTZ8V, YTX7L-BS	CT 1205, CT 1207.1, CT 1207.2
Honda	CMX250C Rebel	2015	YTZ8V, YTX7L-BS	CT 1205, CT 1207.1, CT 1207.2
Honda	CB300F	2015	YTZ8V, YTX7L-BS	CT 1205, CT 1207.1, CT 1207.2
Honda	CBR300R, RA	2015	YTZ8V, YTX7L-BS	CT 1205, CT 1207.1, CT 1207.2
Honda	CBR300R	2015	YTZ8V, YTX7L-BS	CT 1205, CT 1207.1, CT 1207.2
Honda	XR650L	2014	YTX9-BS	CT 1209
Honda	CBR650F, RA	2014	YTZ10S	CT 1210.1
Honda	CBR600F4i, 600RR	2014	YTZ10S	CT 1210.1
Honda	CBR500R	2014	YTZ10S	CT 1210.1
Honda	CBR600RR, RA	2014	YTZ10S	CT 1210.1
Honda	CB1000R	2014	YTZ10S	CT 1210.1



# #ДЕЛЬТА ЗАВОДИТ



МАРКА	МОДЕЛЬ МОТОЦИКЛА ИЛИ СКУТЕРА	ДАТА ВЫПУСКА	СООТВЕТСТВИЕ JIS-КОДУ	МОДЕЛЬ DELTA
Honda	CBR650F	2014	YTZ10S	CT 1210.1
Honda	CBR1000RA (ABS)	2014	YTZ10S	CT 1210.1
Honda	CB500X, F	2014	YTZ10S	CT 1210.1
Honda	NSS300 Forza	2014	YTZ12S	CT 1211
Honda	VFR800F Interceptor	2014	YTZ12S	CT 1211
Honda	FSC600 Silver Wing	2014	YTZ12S	CT 1211
Honda	NC700X	2014	YTZ12S	CT 1211
Honda	CTX700	2014	YTZ12S	CT 1211
Honda	VFR1200F	2014	YTZ14S	CT 1211
Honda	VT750C, C2, C2B, RS Shadow / Phantom/Aero	2014	YTZ14S	CT 1211
Honda	CTX1300	2014	YTZ14S	CT 1211
Honda	VT1300CS, CR, CT, CXA FURY	2014	YTZ14S	CT 1211
Honda	CB1100	2014	YTZ14S	CT 1211
Honda	CRF110F	2014	YTZ5S-BS, YTX4L-BS	CT 1204
Honda	CRF125F	2014	YTZ5S-BS, YTX4L-BS	CT 1204
Honda	NCH50 Metropolitan	2014	YTZ5S-BS, YTX4L-BS	CT 1204
Honda	MSX125 Grom	2014	YTZ5S-BS, YTX4L-BS	CT 1204
Honda	CRF450X	2014	YTZ7S	CT 1205, CT 1207.2
Honda	CBR1000RR	2014	YTZ7S	CT 1205, CT 1207.2
Honda	CRF250X, L	2014	YTZ7S, YTX5L-BS	CT 1205, CT 1207.2
Honda	NPS50, S Ruckus	2014	YTZ7S, YTX5L-BS	CT 1205, CT 1207.2
Honda	CRF230F, L (-'07)	2014	YTZ7S, YTX5L-BS	CT 1205, CT 1207.2
Honda	CRF150F	2014	YTZ7S, YTX5L-BS	CT 1205, CT 1207.2
Honda	CRF250X	2014	YTZ7S, YTX5L-BS	CT 1205, CT 1207.2
Honda	CRF230L	2014	YTZ8V, YTX7L-BS	CT 1205, CT 1207.1, CT 1207.2
Honda	CMX250C Rebel	2014	YTZ8V, YTX7L-BS	CT 1205, CT 1207.1, CT 1207.2
Honda	XR650L	2013	YTX9-BS	CT 1209
Honda	CB1000R	2013	YTZ10S	CT 1210.1
Honda	CBR600F4i, 600RR	2013	YTZ10S	CT 1210.1
Honda	CBR600RR, RA	2013	YTZ10S	CT 1210.1
Honda	CBR1000RA (ABS)	2013	YTZ10S	CT 1210.1
Honda	CB500X, F	2013	YTZ10S	CT 1210.1
Honda	CBR500R	2013	YTZ10S	CT 1210.1
Honda	FSC600 Silver Wing	2013	YTZ12S	CT 1211
Honda	NC700X	2013	YTZ12S	CT 1211
Honda	VFR1200F	2013	YTZ14S	CT 1211
Honda	NT700V	2013	YTZ14S	CT 1211
Honda	VT1300CS, CR, CT, CXA FURY	2013	YTZ14S	CT 1211
Honda	CB1100	2013	YTZ14S	CT 1211
Honda	VFR1200XD	2013	YTZ14S	CT 1211
Honda	VT750C, C2, C2B, RS Shadow / Phantom/Aero	2013	YTZ14S	CT 1211
Honda	DN-01	2013	YTZ14S	CT 1211
Honda	NCH50 Metropolitan	2013	YTZ5S-BS, YTX4L-BS	CT 1204
Honda	CRF110F	2013	YTZ5S-BS, YTX4L-BS	CT 1204
Honda	PCX150	2013	YTZ7S	CT 1205, CT 1207.2
Honda	CHF50 Metropolitan, II, SP	2013	YTZ7S	CT 1205, CT 1207.2
Honda	SH150	2013	YTZ7S	CT 1205, CT 1207.2
Honda	CBR1000RR	2013	YTZ7S	CT 1205, CT 1207.2
Honda	SH125	2013	YTZ7S	CT 1205, CT 1207.2
Honda	CRF450X	2013	YTZ7S	CT 1205, CT 1207.2
Honda	CRF230L, M	2013	YTZ7S, YTX5L-BS	CT 1205, CT 1207.2
Honda	CRF230F, L (-'07)	2013	YTZ7S, YTX5L-BS	CT 1205, CT 1207.2
Honda	CRF150F	2013	YTZ7S, YTX5L-BS	CT 1205, CT 1207.2
Honda	CRF250X	2013	YTZ7S, YTX5L-BS	CT 1205, CT 1207.2
Honda	CRF250X, L	2013	YTZ7S, YTX5L-BS	CT 1205, CT 1207.2

МАРКА	МОДЕЛЬ МОТОЦИКЛА ИЛИ СКУТЕРА	ДАТА ВЫПУСКА	СООТВЕТСТВИЕ JIS-КОДУ	МОДЕЛЬ DELTA
Honda	NPS50, S Ruckus	2013	YTZ7S, YTX5L-BS	CT 1205, CT 1207.2
Honda	CBR250R	2013	YTZ8V, YTX7L-BS	CT 1205, CT 1207.1, CT 1207.2
Honda	NHX110 Elite	2013	YTZ8V, YTX7L-BS	CT 1205, CT 1207.1, CT 1207.2
Honda	CMX250C Rebel	2013	YTZ8V, YTX7L-BS	CT 1205, CT 1207.1, CT 1207.2
Honda	VTX1300C, R, S, Retro	2012	GYZ16H, YTX14H-BS, YTX14-BS	CT 1214, EPS 1214
Honda	XL1000V Varadero	2012	YTX20CH-BS, YTX16-BS	EPS 1218.1
Honda	XR650L	2012	YTX9-BS	CT 1209
Honda	CBR1000RA (ABS)	2012	YTZ10S	CT 1210.1
Honda	CBR600RR, RA	2012	YTZ10S	CT 1210.1
Honda	CBR600F4i, 600RR	2012	YTZ10S	CT 1210.1
Honda	CB1000R	2012	YTZ10S	CT 1210.1
Honda	NC700X	2012	YTZ12S	CT 1211
Honda	FSC600 Silver Wing	2012	YTZ12S	CT 1211
Honda	VFR800, A Interceptor, ABS	2012	YTZ12S	CT 1211
Honda	VFR1200F	2012	YTZ14S	CT 1211
Honda	ST1300, A, P	2012	YTZ14S	CT 1211
Honda	NT700V	2012	YTZ14S	CT 1211
Honda	VT750C, C2, C2B, RS Shadow / Phantom/Aero	2012	YTZ14S	CT 1211
Honda	DN-01	2012	YTZ14S	CT 1211
Honda	VT1300CS, CR, CT, CXA FURY	2012	YTZ14S	CT 1211
Honda	CB1100	2012	YTZ14S	CT 1211
Honda	CBR1000RR	2012	YTZ7S	CT 1205, CT 1207.2
Honda	CHF50 Metropolitan, II, SP	2012	YTZ7S	CT 1205, CT 1207.2
Honda	CRF450X	2012	YTZ7S	CT 1205, CT 1207.2
Honda	CRF230F, L (-'07)	2012	YTZ7S, YTX5L-BS	CT 1205, CT 1207.2
Honda	CRF150F	2012	YTZ7S, YTX5L-BS	CT 1205, CT 1207.2
Honda	CRF230L, M	2012	YTZ7S, YTX5L-BS	CT 1205, CT 1207.2
Honda	CRF250X	2012	YTZ7S, YTX5L-BS	CT 1205, CT 1207.2
Honda	NPS50, S Ruckus	2012	YTZ7S, YTX5L-BS	CT 1205, CT 1207.2
Honda	CRF250X, L	2012	YTZ7S, YTX5L-BS	CT 1205, CT 1207.2
Honda	CMX250C Rebel	2012	YTZ8V, YTX7L-BS	CT 1205, CT 1207.1, CT 1207.2
Honda	SH150	2012	YTZ8V, YTX7L-BS	CT 1205, CT 1207.1, CT 1207.2
Honda	SH125	2012	YTZ8V, YTX7L-BS	CT 1205, CT 1207.1, CT 1207.2
Honda	CBR250R	2012	YTZ8V, YTX7L-BS	CT 1205, CT 1207.1, CT 1207.2
Honda	NHX110 Elite	2012	YTZ8V, YTX7L-BS	CT 1205, CT 1207.1, CT 1207.2
Honda	VTX1300C, R, S, Retro	2011	GYZ16H, YTX14H-BS, YTX14-BS	CT 1214, EPS 1214
Honda	VTX1800C, F, N, R Retro, S	2011	GYZ20HL, YTX20HL-BS, YTX20L-BS	CT 12201, EPS 12201
Honda	XL1000V Varadero	2011	YTX20CH-BS, YTX16-BS	EPS 1218.1
Honda	XR650L	2011	YTX9-BS	CT 1209
Honda	CBR600RR, RA	2011	YTZ10S	CT 1210.1
Honda	CBR1000RA (ABS)	2011	YTZ10S	CT 1210.1
Honda	CB1000R	2011	YTZ10S	CT 1210.1
Honda	CBR600F4i, 600RR	2011	YTZ10S	CT 1210.1
Honda	VFR800, A Interceptor, ABS	2011	YTZ12S	CT 1211
Honda	FSC600 Silver Wing	2011	YTZ12S	CT 1211
Honda	CB1100	2011	YTZ14S	CT 1211
Honda	VT750C, C2, C2B, RS Shadow / Phantom/Aero	2011	YTZ14S	CT 1211
Honda	DN-01	2011	YTZ14S	CT 1211
Honda	ST1300, A, P	2011	YTZ14S	CT 1211
Honda	VT1300CS, CR, CT, CXA FURY	2011	YTZ14S	CT 1211
Honda	NT700V	2011	YTZ14S	CT 1211
Honda	VFR1200F	2011	YTZ14S	CT 1211
Honda	CHF50 Metropolitan, II, SP	2011	YTZ7S	CT 1205, CT 1207.2
Honda	CBR1000RR	2011	YTZ7S	CT 1205, CT 1207.2
Honda	PCX125	2011	YTZ7S	CT 1205, CT 1207.2

# #ДЕЛЬТА ЗАВОДИТ



МАРКА	МОДЕЛЬ МОТОЦИКЛА ИЛИ СКУТЕРА	ДАТА ВЫПУСКА	СООТВЕТСТВИЕ JIS-КОДУ	МОДЕЛЬ DELTA
Honda	CRF450X	2011	YTZ7S	CT 1205, CT 1207.2
Honda	CRF250X, L	2011	YTZ7S, YTX5L-BS	CT 1205, CT 1207.2
Honda	CRF230F, L (-'07)	2011	YTZ7S, YTX5L-BS	CT 1205, CT 1207.2
Honda	CRF150F	2011	YTZ7S, YTX5L-BS	CT 1205, CT 1207.2
Honda	NPS50, S Ruckus	2011	YTZ7S, YTX5L-BS	CT 1205, CT 1207.2
Honda	CRF230L, M	2011	YTZ7S, YTX5L-BS	CT 1205, CT 1207.2
Honda	CRF250X	2011	YTZ7S, YTX5L-BS	CT 1205, CT 1207.2
Honda	CMX250C Rebel	2011	YTZ8V, YTX7L-BS	CT 1205, CT 1207.1, CT 1207.2
Honda	CBR250R	2011	YTZ8V, YTX7L-BS	CT 1205, CT 1207.1, CT 1207.2
Honda	NHX110 Elite	2011	YTZ8V, YTX7L-BS	CT 1205, CT 1207.1, CT 1207.2
Honda	SH150	2011	YTZ8V, YTX7L-BS	CT 1205, CT 1207.1, CT 1207.2
Honda	SH125	2011	YTZ8V, YTX7L-BS	CT 1205, CT 1207.1, CT 1207.2
Honda	VTX1300C, R, S, Retro	2010	GYZ16H, YTX14H-BS, YTX14-BS	CT 1214, EPS 1214
Honda	VTX1800C, F, N, R Retro, S	2010	GYZ20HL, YTX20HL-BS, YTX20L-BS	CT 12201, EPS 12201
Honda	GL1800 Gold Wing	2010	GYZ20L, YTX20HL-BS, YTX20L-BS	CT 12201, EPS 12201
Honda	XL1000V Varadero	2010	YTX20CH-BS, YTX16-BS	EPS 1218.1
Honda	XR650L	2010	YTX9-BS	CT 1209
Honda	CB1000R	2010	YTZ10S	CT 1210.1
Honda	CBR600RR, RA	2010	YTZ10S	CT 1210.1
Honda	CBR1000RA (ABS)	2010	YTZ10S	CT 1210.1
Honda	CBF1000F	2010	YTZ10S	CT 1210.1
Honda	CBR600F4i, 600RR	2010	YTZ10S	CT 1210.1
Honda	FSC600 Silver Wing	2010	YTZ12S	CT 1211
Honda	VFR800, A Interceptor, ABS	2010	YTZ12S	CT 1211
Honda	CB1100	2010	YTZ14S	CT 1211
Honda	ST1300, A, P	2010	YTZ14S	CT 1211
Honda	VT750C, C2, C2B, RS Shadow / Phantom/Aero	2010	YTZ14S	CT 1211
Honda	VFR1200F	2010	YTZ14S	CT 1211
Honda	DN-01	2010	YTZ14S	CT 1211
Honda	NT700V	2010	YTZ14S	CT 1211
Honda	VT1300CS, CR, CT, CXA FURY	2010	YTZ14S	CT 1211
Honda	CBR1000RR	2010	YTZ7S	CT 1205, CT 1207.2
Honda	CRF450X	2010	YTZ7S	CT 1205, CT 1207.2
Honda	CHF50 Metropolitan, II, SP	2010	YTZ7S	CT 1205, CT 1207.2
Honda	CRF250X, L	2010	YTZ7S, YTX5L-BS	CT 1205, CT 1207.2
Honda	NPS50, S Ruckus	2010	YTZ7S, YTX5L-BS	CT 1205, CT 1207.2
Honda	C110	2010	YTZ7S, YTX5L-BS	CT 1205, CT 1207.2
Honda	CRF250X	2010	YTZ7S, YTX5L-BS	CT 1205, CT 1207.2
Honda	CRF230F, L (-'07)	2010	YTZ7S, YTX5L-BS	CT 1205, CT 1207.2
Honda	CRF230L, M	2010	YTZ7S, YTX5L-BS	CT 1205, CT 1207.2
Honda	CRF150F	2010	YTZ7S, YTX5L-BS	CT 1205, CT 1207.2
Honda	NHX110 Elite	2010	YTZ8V, YTX7L-BS	CT 1205, CT 1207.1, CT 1207.2
Honda	CMX250C Rebel	2010	YTZ8V, YTX7L-BS	CT 1205, CT 1207.1, CT 1207.2
Honda	SH125	2010	YTZ8V, YTX7L-BS	CT 1205, CT 1207.1, CT 1207.2
Honda	SH150	2010	YTZ8V, YTX7L-BS	CT 1205, CT 1207.1, CT 1207.2
Honda	VTX1300C, R, S, Retro	2009	GYZ16H, YTX14H-BS, YTX14-BS	CT 1214, EPS 1214
Honda	VTX1800C, F, N, R Retro, S	2009	GYZ20HL, YTX20HL-BS, YTX20L-BS	CT 12201, EPS 12201
Honda	GL1800 Gold Wing	2009	GYZ20L, YTX20HL-BS, YTX20L-BS	CT 12201, EPS 12201
Honda	CN250 Helix	2009	YTX12-BS	CT 1212
Honda	XR650L	2009	YTX9-BS	CT 1209
Honda	CBF1000F	2009	YTZ10S	CT 1210.1
Honda	CB1000R	2009	YTZ10S	CT 1210.1
Honda	CBR600RR, RA	2009	YTZ10S	CT 1210.1
Honda	CBR1000RA (ABS)	2009	YTZ10S	CT 1210.1
Honda	CBR600F4i, 600RR	2009	YTZ10S	CT 1210.1
Honda	VT750C, CA, C2 Shadow	2009	YTZ12S	CT 1211

МАРКА	МОДЕЛЬ МОТОЦИКЛА ИЛИ СКУТЕРА	ДАТА ВЫПУСКА	СООТВЕТСТВИЕ JIS-КОДУ	МОДЕЛЬ DELTA
Honda	NSS250 Reflex	2009	YTZ12S	CT 1211
Honda	VFR800, A Interceptor, ABS	2009	YTZ12S	CT 1211
Honda	FSC600 Silver Wing	2009	YTZ12S	CT 1211
Honda	DN-01	2009	YTZ14S	CT 1211
Honda	VT1300CS, CR, CT, CXA FURY	2009	YTZ14S	CT 1211
Honda	ST1300, A, P	2009	YTZ14S	CT 1211
Honda	CHF50 Metropolitan, II, SP	2009	YTZ7S	CT 1205, CT 1207.2
Honda	CRF450X	2009	YTZ7S	CT 1205, CT 1207.2
Honda	CH80 Elite	2009	YTZ7S	CT 1205, CT 1207.2
Honda	CBR1000RR	2009	YTZ7S	CT 1205, CT 1207.2
Honda	CRF230F, L (-'07)	2009	YTZ7S, YTX5L-BS	CT 1205, CT 1207.2
Honda	CRF250X	2009	YTZ7S, YTX5L-BS	CT 1205, CT 1207.2
Honda	NPS50, S Ruckus	2009	YTZ7S, YTX5L-BS	CT 1205, CT 1207.2
Honda	C110	2009	YTZ7S, YTX5L-BS	CT 1205, CT 1207.2
Honda	CRF150F	2009	YTZ7S, YTX5L-BS	CT 1205, CT 1207.2
Honda	CRF250X, L	2009	YTZ7S, YTX5L-BS	CT 1205, CT 1207.2
Honda	CRF230L, M	2009	YTZ7S, YTX5L-BS	CT 1205, CT 1207.2
Honda	CB250 Nighthawk	2009	YTZ8V, YTX7L-BS	CT 1205, CT 1207.1, CT 1207.2
Honda	CMX250C Rebel	2009	YTZ8V, YTX7L-BS	CT 1205, CT 1207.1, CT 1207.2
Honda	VTX1300C, R, S, Retro	2008	GYZ16H, YTX14H-BS, YTX14-BS	CT 1214, EPS 1214
Honda	VTX1800C, F, N, R Retro, S	2008	GYZ20HL, YTX20HL-BS, YTX20L-BS	CT 12201, EPS 12201
Honda	GL1800 Gold Wing	2008	GYZ20L, YTX20L-BS	CT 12201, EPS 12201
Honda	CN250 Helix	2008	YTX12-BS	CT 1212
Honda	XR650L	2008	YTX9-BS	CT 1209
Honda	CBR600RR, RA	2008	YTZ10S	CT 1210.1
Honda	CBR1000RA (ABS)	2008	YTZ10S	CT 1210.1
Honda	CBR600F4i, 600RR	2008	YTZ10S	CT 1210.1
Honda	VT750C, CA, C2 Shadow	2008	YTZ12S	CT 1211
Honda	NSS250 Reflex	2008	YTZ12S	CT 1211
Honda	PS250 Big Ruckus	2008	YTZ12S	CT 1211
Honda	FSC600 Silver Wing	2008	YTZ12S	CT 1211
Honda	VFR800, A Interceptor, ABS	2008	YTZ12S	CT 1211
Honda	VT750C, CA, C2	2008	YTZ12S	CT 1211
Honda	ST1300, A, P	2008	YTZ14S	CT 1211
Honda	CBR1000RR	2008	YTZ7S	CT 1205, CT 1207.2
Honda	CHF50 Metropolitan, II, SP	2008	YTZ7S	CT 1205, CT 1207.2
Honda	CRF450X	2008	YTZ7S	CT 1205, CT 1207.2
Honda	CH80 Elite	2008	YTZ7S	CT 1205, CT 1207.2
Honda	CRF230F, L (-'07)	2008	YTZ7S, YTX5L-BS	CT 1205, CT 1207.2
Honda	CRF230L, M	2008	YTZ7S, YTX5L-BS	CT 1205, CT 1207.2
Honda	CRF150F	2008	YTZ7S, YTX5L-BS	CT 1205, CT 1207.2
Honda	CRF250X, L	2008	YTZ7S, YTX5L-BS	CT 1205, CT 1207.2
Honda	NPS50, S Ruckus	2008	YTZ7S, YTX5L-BS	CT 1205, CT 1207.2
Honda	CRF250X	2008	YTZ7S, YTX5L-BS	CT 1205, CT 1207.2
Honda	CB250 Nighthawk	2008	YTZ8V, YTX7L-BS	CT 1205, CT 1207.1, CT 1207.2
Honda	CMX250C Rebel	2008	YTZ8V, YTX7L-BS	CT 1205, CT 1207.1, CT 1207.2
Honda	VTX1300C, R, S, Retro	2007	GYZ16H, YTX14H-BS, YTX14-BS	CT 1214, EPS 1214
Honda	VT1100C2 Shadow Sabre	2007	GYZ16H, YTX14H-BS, YTX14-BS	CT 1214, EPS 1214
Honda	VT1100C, C3, T Shadow (Spirit, Aero, A. C. E. Tourer)	2007	GYZ16H, YTX14H-BS, YTX14-BS	CT 1214, EPS 1214
Honda	VTX1800C, F, N, R Retro, S	2007	GYZ20HL, YTX20HL-BS, YTX20L-BS	CT 12201, EPS 12201
Honda	GL1800 Gold Wing	2007	GYZ20L, YTX20L-BS	CT 12201, EPS 12201
Honda	CN250 Helix	2007	YTX12-BS	CT 1212
Honda	XR650L	2007	YTX9-BS	CT 1209
Honda	VT600C, CD Shadow Deluxe	2007	YTZ10S	CT 1210.1
Honda	CBR600F4i, 600RR	2007	YTZ10S	CT 1210.1
Honda	CBR1000RR	2007	YTZ10S	CT 1210.1

# #ДЕЛЬТА ЗАВОДИТ



МАРКА	МОДЕЛЬ МОТОЦИКЛА ИЛИ СКУТЕРА	ДАТА ВЫПУСКА	СООТВЕТСТВИЕ JIS-КОДУ	МОДЕЛЬ DELTA
Honda	CBR600RR, RA	2007	YTZ10S	CT 1210.1
Honda	VFR800, A Interceptor, ABS	2007	YTZ12S	CT 1211
Honda	PS250 Big Ruckus	2007	YTZ12S	CT 1211
Honda	VT750C, CA, C2	2007	YTZ12S	CT 1211
Honda	VT750C, CA, C2 Shadow	2007	YTZ12S	CT 1211
Honda	NSS250 Reflex	2007	YTZ12S	CT 1211
Honda	FSC600 Silver Wing	2007	YTZ12S	CT 1211
Honda	ST1300, A, P	2007	YTZ14S	CT 1211
Honda	CRF450X	2007	YTZ7S	CT 1205, CT 1207.2
Honda	CH80 Elite	2007	YTZ7S	CT 1205, CT 1207.2
Honda	CHF50 Metropolitan, II, SP	2007	YTZ7S	CT 1205, CT 1207.2
Honda	NPS50, S Ruckus	2007	YTZ7S, YTX5L-BS	CT 1205, CT 1207.2
Honda	CRF230F, L [-'07]	2007	YTZ7S, YTX5L-BS	CT 1205, CT 1207.2
Honda	CRF250X, L	2007	YTZ7S, YTX5L-BS	CT 1205, CT 1207.2
Honda	CRF250X	2007	YTZ7S, YTX5L-BS	CT 1205, CT 1207.2
Honda	CRF150F	2007	YTZ7S, YTX5L-BS	CT 1205, CT 1207.2
Honda	CB250 Nighthawk	2007	YTZ8V, YTX7L-BS	CT 1205, CT 1207.1, CT 1207.2
Honda	CMX250C Rebel	2007	YTZ8V, YTX7L-BS	CT 1205, CT 1207.1, CT 1207.2
Honda	VTX1300C, R, S, Retro	2006	GYZ16H, YTX14H-BS, YTX14-BS	CT 1214, EPS 1214
Honda	VT1100C2 Shadow Sabre	2006	GYZ16H, YTX14H-BS, YTX14-BS	CT 1214, EPS 1214
Honda	VT1100C, C3, T Shadow (Spirit, Aero, A. C. E. Tourer)	2006	GYZ16H, YTX14H-BS, YTX14-BS	CT 1214, EPS 1214
Honda	VTX1800C, F, N, R Retro, S	2006	GYZ20HL, YTX20HL-BS, YTX20L-BS	CT 12201, EPS 12201
Honda	GL1800 Gold Wing	2006	GYZ20L, YTX20L-BS	CT 12201, EPS 12201
Honda	CN250 Helix	2006	YTX12-BS	CT 1212
Honda	XR650L	2006	YTX9-BS	CT 1209
Honda	CBR1000RR	2006	YTZ10S	CT 1210.1
Honda	CBR600RR, RA	2006	YTZ10S	CT 1210.1
Honda	CB900F (919)	2006	YTZ10S	CT 1210.1
Honda	CBR600F4i, 600RR	2006	YTZ10S	CT 1210.1
Honda	VT600C, CD Shadow Deluxe	2006	YTZ10S	CT 1210.1
Honda	RVT1000R RC51	2006	YTZ12S	CT 1211
Honda	VFR800, A Interceptor, ABS	2006	YTZ12S	CT 1211
Honda	FSC600 Silver Wing	2006	YTZ12S	CT 1211
Honda	VT750C, CA, C2	2006	YTZ12S	CT 1211
Honda	VT750C, CA, C2 Shadow	2006	YTZ12S	CT 1211
Honda	PS250 Big Ruckus	2006	YTZ12S	CT 1211
Honda	NSS250 Reflex	2006	YTZ12S	CT 1211
Honda	ST1300, A, P	2006	YTZ14S	CT 1211
Honda	CRF450X	2006	YTZ7S	CT 1205, CT 1207.2
Honda	CHF50 Metropolitan, II, SP	2006	YTZ7S	CT 1205, CT 1207.2
Honda	CH80 Elite	2006	YTZ7S	CT 1205, CT 1207.2
Honda	CRF150F	2006	YTZ7S, YTX5L-BS	CT 1205, CT 1207.2
Honda	CRF250X, L	2006	YTZ7S, YTX5L-BS	CT 1205, CT 1207.2
Honda	NPS50, S Ruckus	2006	YTZ7S, YTX5L-BS	CT 1205, CT 1207.2
Honda	CRF230F, L [-'07]	2006	YTZ7S, YTX5L-BS	CT 1205, CT 1207.2
Honda	CRF250X	2006	YTZ7S, YTX5L-BS	CT 1205, CT 1207.2
Honda	CB250 Nighthawk	2006	YTZ8V, YTX7L-BS	CT 1205, CT 1207.1, CT 1207.2
Honda	CMX250C Rebel	2006	YTZ8V, YTX7L-BS	CT 1205, CT 1207.1, CT 1207.2
Honda	CB600F (599)	2006	YTZ8V, YTX7L-BS	CT 1205, CT 1207.1, CT 1207.2
Honda	VT1100C2 Shadow Sabre	2005	GYZ16H, YTX14H-BS, YTX14-BS	CT 1214, EPS 1214
Honda	VT1100C, C3, T Shadow (Spirit, Aero, A. C. E. Tourer)	2005	GYZ16H, YTX14H-BS, YTX14-BS	CT 1214, EPS 1214
Honda	VTX1300C, R, S, Retro	2005	GYZ16H, YTX14H-BS, YTX14-BS	CT 1214, EPS 1214
Honda	VTX1800C, F, N, R Retro, S	2005	GYZ20HL, YTX20HL-BS, YTX20L-BS	CT 12201, EPS 12201
Honda	NRX1800 Valkyrie Rune	2005	GYZ20L, YTX20HL-BS, YTX20L-BS	CT 12201, EPS 12201
Honda	GL1800 Gold Wing	2005	GYZ20L, YTX20L-BS	CT 12201, EPS 12201

МАРКА	МОДЕЛЬ МОТОЦИКЛА ИЛИ СКУТЕРА	ДАТА ВЫПУСКА	СООТВЕТСТВИЕ JIS-КОДУ	МОДЕЛЬ DELTA
Honda	CN250 Helix	2005	YTX12-BS	CT 1212
Honda	XR650L	2005	YTX9-BS	CT 1209
Honda	CBR600F4i, 600RR	2005	YTZ10S	CT 1210.1
Honda	CB900F (919)	2005	YTZ10S	CT 1210.1
Honda	CBR1000RR	2005	YTZ10S	CT 1210.1
Honda	VT600C, CD Shadow Deluxe	2005	YTZ10S	CT 1210.1
Honda	CBR600RR, RA	2005	YTZ10S	CT 1210.1
Honda	RVT1000R RC51	2005	YTZ12S	CT 1211
Honda	NSS250 Reflex	2005	YTZ12S	CT 1211
Honda	VT750C, CA, C2	2005	YTZ12S	CT 1211
Honda	VFR800, A Interceptor, ABS	2005	YTZ12S	CT 1211
Honda	PS250 Big Ruckus	2005	YTZ12S	CT 1211
Honda	VTR1000F Super Hawk	2005	YTZ12S	CT 1211
Honda	VT750C, CA, C2 Shadow	2005	YTZ12S	CT 1211
Honda	FSC600 Silver Wing	2005	YTZ12S	CT 1211
Honda	ST1300, A, P	2005	YTZ14S	CT 1211
Honda	CRF450X	2005	YTZ7S	CT 1205, CT 1207.2
Honda	CH80 Elite	2005	YTZ7S	CT 1205, CT 1207.2
Honda	CHF50 Metropolitan, II, SP	2005	YTZ7S	CT 1205, CT 1207.2
Honda	CRF230F, L (-'07)	2005	YTZ7S, YTX5L-BS	CT 1205, CT 1207.2
Honda	CRF250X, L	2005	YTZ7S, YTX5L-BS	CT 1205, CT 1207.2
Honda	CRF250X	2005	YTZ7S, YTX5L-BS	CT 1205, CT 1207.2
Honda	NPS50, S Ruckus	2005	YTZ7S, YTX5L-BS	CT 1205, CT 1207.2
Honda	CB250 Nighthawk	2005	YTZ8V, YTX7L-BS	CT 1205, CT 1207.1, CT 1207.2
Honda	CB600F (599)	2005	YTZ8V, YTX7L-BS	CT 1205, CT 1207.1, CT 1207.2
Honda	CMX250C Rebel	2005	YTZ8V, YTX7L-BS	CT 1205, CT 1207.1, CT 1207.2
Honda	VTX1300C, R, S, Retro	2004	GYZ16H, YTX14H-BS, YTX14-BS	CT 1214, EPS 1214
Honda	VT1100C2 Shadow Sabre	2004	GYZ16H, YTX14H-BS, YTX14-BS	CT 1214, EPS 1214
Honda	VT1100C, C3, T Shadow (Spirit, Aero, A. C. E. Tourer)	2004	GYZ16H, YTX14H-BS, YTX14-BS	CT 1214, EPS 1214
Honda	VTX1800C, F, N, R Retro, S	2004	GYZ20HL, YTX20HL-BS, YTX20L-BS	CT 12201, EPS 12201
Honda	NRX1800 Valkyrie Rune	2004	GYZ20L, YTX20HL-BS, YTX20L-BS	CT 12201, EPS 12201
Honda	GL1800 Gold Wing	2004	GYZ20L, YTX20L-BS	CT 12201, EPS 12201
Honda	CN250 Helix	2004	YTX12-BS	CT 1212
Honda	XR650L	2004	YTX9-BS	CT 1209
Honda	CBR600F4i, 600RR	2004	YTZ10S	CT 1210.1
Honda	CB900F (919)	2004	YTZ10S	CT 1210.1
Honda	CBR1000RR	2004	YTZ10S	CT 1210.1
Honda	VT600C, CD Shadow Deluxe	2004	YTZ10S	CT 1210.1
Honda	NSS250 Reflex	2004	YTZ12S	CT 1211
Honda	VFR800, A Interceptor, ABS	2004	YTZ12S	CT 1211
Honda	VTR1000F Super Hawk	2004	YTZ12S	CT 1211
Honda	FSC600 Silver Wing	2004	YTZ12S	CT 1211
Honda	VT750C, CA, C2	2004	YTZ12S	CT 1211
Honda	CBR1100XX	2004	YTZ12S	CT 1211
Honda	VT750C, CA, C2 Shadow	2004	YTZ12S	CT 1211
Honda	RVT1000R RC51	2004	YTZ12S	CT 1211
Honda	ST1300, A, P	2004	YTZ14S	CT 1211
Honda	CH80 Elite	2004	YTZ7S	CT 1205, CT 1207.2
Honda	CHF50 Metropolitan, II, SP	2004	YTZ7S	CT 1205, CT 1207.2
Honda	CRF250X	2004	YTZ7S, YTX5L-BS	CT 1205, CT 1207.2
Honda	CRF250X, L	2004	YTZ7S, YTX5L-BS	CT 1205, CT 1207.2
Honda	NPS50, S Ruckus	2004	YTZ7S, YTX5L-BS	CT 1205, CT 1207.2
Honda	CRF230F, L (-'07)	2004	YTZ7S, YTX5L-BS	CT 1205, CT 1207.2
Honda	CB250 Nighthawk	2004	YTZ8V, YTX7L-BS	CT 1205, CT 1207.1, CT 1207.2
Honda	CB600F (599)	2004	YTZ8V, YTX7L-BS	CT 1205, CT 1207.1, CT 1207.2
Honda	CMX250C Rebel	2004	YTZ8V, YTX7L-BS	CT 1205, CT 1207.1, CT 1207.2

# #ДЕЛЬТА ЗАВОДИТ



МАРКА	МОДЕЛЬ МОТОЦИКЛА ИЛИ СКУТЕРА	ДАТА ВЫПУСКА	СООТВЕТСТВИЕ JIS-КОДУ	МОДЕЛЬ DELTA
Honda	VTX1300C, R, S, Retro	2003	GYZ16H, YTX14H-BS, YTX14-BS	CT 1214, EPS 1214
Honda	GL1500 Valkyrie	2003	GYZ16H, YTX14H-BS, YTX14-BS	CT 1214, EPS 1214
Honda	VT1100C, C3, T Shadow (Spirit, Aero, A. C. E. Tourer)	2003	GYZ16H, YTX14H-BS, YTX14-BS	CT 1214, EPS 1214
Honda	VT1100C2 Shadow Sabre	2003	GYZ16H, YTX14H-BS, YTX14-BS	CT 1214, EPS 1214
Honda	VTX1800C, F, N, R Retro, S	2003	GYZ20HL, YTX20HL-BS, YTX20L-BS	CT 12201, EPS 12201
Honda	GL1800 Gold Wing	2003	GYZ20L, YTX20L-BS	CT 12201, EPS 12201
Honda	CN250 Helix	2003	YTX12-BS	CT 1212
Honda	VT750C, CA, CD Shadow	2003	YTX14H-BS, YTX14-BS	CT 1214, EPS 1214
Honda	VT600C, CD Shadow Deluxe, VLX	2003	YTX9-BS	CT 1209
Honda	XR650L	2003	YTX9-BS	CT 1209
Honda	CBR954RR	2003	YTZ10S	CT 1210.1
Honda	CBR600F4i, 600RR	2003	YTZ10S	CT 1210.1
Honda	CB900F (919)	2003	YTZ10S	CT 1210.1
Honda	NSS250 Reflex	2003	YTZ12S	CT 1211
Honda	CBR1100XX	2003	YTZ12S	CT 1211
Honda	FSC600 Silver Wing	2003	YTZ12S	CT 1211
Honda	VFR800, A Interceptor, ABS	2003	YTZ12S	CT 1211
Honda	VTR1000F Super Hawk	2003	YTZ12S	CT 1211
Honda	RVT1000R RC51	2003	YTZ12S	CT 1211
Honda	VT750DC, DCA, DCB Shadow Spirit	2003	YTZ14S	CT 1211
Honda	ST1300, A, P	2003	YTZ14S	CT 1211
Honda	CH80 Elite	2003	YTZ7S	CT 1205, CT 1207.2
Honda	CHF50 Metropolitan, II, SP	2003	YTZ7S	CT 1205, CT 1207.2
Honda	NPS50, S Ruckus	2003	YTZ7S, YTX5L-BS	CT 1205, CT 1207.2
Honda	CRF230F, L (-'07)	2003	YTZ7S, YTX5L-BS	CT 1205, CT 1207.2
Honda	CMX250C Rebel	2003	YTZ8V, YTX7L-BS	CT 1205, CT 1207.1, CT 1207.2
Honda	CB250 Nighthawk	2003	YTZ8V, YTX7L-BS	CT 1205, CT 1207.1, CT 1207.2
Honda	GL1500 Valkyrie	2002	GYZ16H, YTX14H-BS, YTX14-BS	CT 1214, EPS 1214
Honda	VT1100C, C3, T Shadow (Spirit, Aero, A. C. E. Tourer)	2002	GYZ16H, YTX14H-BS, YTX14-BS	CT 1214, EPS 1214
Honda	VT1100C2 Shadow Sabre	2002	GYZ16H, YTX14H-BS, YTX14-BS	CT 1214, EPS 1214
Honda	ST1100, ABS-TCS, 1100A	2002	GYZ16H, YTX14H-BS, YTX14-BS	CT 1214, EPS 1214
Honda	VTX1800C, F, N, R Retro, S	2002	GYZ20HL, YTX20HL-BS, YTX20L-BS	CT 12201, EPS 12201
Honda	GL1800 Gold Wing	2002	GYZ20L, YTX20L-BS	CT 12201, EPS 12201
Honda	CN250 Helix	2002	YTX12-BS	CT 1212
Honda	VT750C, CA, CD Shadow	2002	YTX14H-BS, YTX14-BS	CT 1214, EPS 1214
Honda	XR650L	2002	YTX9-BS	CT 1209
Honda	VT600C, CD Shadow Deluxe, VLX	2002	YTX9-BS	CT 1209
Honda	CB900F (919)	2002	YTZ10S	CT 1210.1
Honda	CBR600F4i, 600RR	2002	YTZ10S	CT 1210.1
Honda	CBR954RR	2002	YTZ10S	CT 1210.1
Honda	RVT1000R RC51	2002	YTZ12S	CT 1211
Honda	NSS250 Reflex	2002	YTZ12S	CT 1211
Honda	FSC600 Silver Wing	2002	YTZ12S	CT 1211
Honda	VFR800, A Interceptor, ABS	2002	YTZ12S	CT 1211
Honda	CBR1100XX	2002	YTZ12S	CT 1211
Honda	VTR1000F Super Hawk	2002	YTZ12S	CT 1211
Honda	VT750DC, DCA, DCB Shadow Spirit	2002	YTZ14S	CT 1211
Honda	CHF50 Metropolitan, II, SP	2002	YTZ7S	CT 1205, CT 1207.2
Honda	CH80 Elite	2002	YTZ7S	CT 1205, CT 1207.2
Honda	CMX250C Rebel	2002	YTZ8V, YTX7L-BS	CT 1205, CT 1207.1, CT 1207.2
Honda	CB250 Nighthawk	2002	YTZ8V, YTX7L-BS	CT 1205, CT 1207.1, CT 1207.2
Honda	VT1100C, C3, T Shadow (Spirit, Aero, A. C. E. Tourer)	2001	GYZ16H, YTX14H-BS, YTX14-BS	CT 1214, EPS 1214
Honda	VT1100C2 Shadow Sabre	2001	GYZ16H, YTX14H-BS, YTX14-BS	CT 1214, EPS 1214
Honda	GL1500 Valkyrie	2001	GYZ16H, YTX14H-BS, YTX14-BS	CT 1214, EPS 1214
Honda	ST1100, ABS-TCS, 1100A	2001	GYZ16H, YTX14H-BS, YTX14-BS	CT 1214, EPS 1214

МАРКА	МОДЕЛЬ МОТОЦИКЛА ИЛИ СКУТЕРА	ДАТА ВЫПУСКА	СООТВЕТСТВИЕ JIS-КОДУ	МОДЕЛЬ DELTA
Honda	GL1800 Gold Wing	2001	GYZ20L, YTX20L-BS	CT 12201, EPS 12201
Honda	VFR800FI Interceptor	2001	YTX12-BS	CT 1212
Honda	CN250 Helix	2001	YTX12-BS	CT 1212
Honda	VT750C, CA, CD Shadow	2001	YTX14H-BS, YTX14-BS	CT 1214, EPS 1214
Honda	XR650L	2001	YTX9-BS	CT 1209
Honda	VT600C, CD Shadow Deluxe, VLX	2001	YTX9-BS	CT 1209
Honda	CBR929RR, RE	2001	YTZ10S	CT 1210.1
Honda	CBR600F4i, 600RR	2001	YTZ10S	CT 1210.1
Honda	CBR1100XX	2001	YTZ12S	CT 1211
Honda	VTR1000F Super Hawk	2001	YTZ12S	CT 1211
Honda	RVT1000R RC51	2001	YTZ12S	CT 1211
Honda	NSS250 Reflex	2001	YTZ12S	CT 1211
Honda	VT750DC, DCA, DCB Shadow Spirit	2001	YTZ14S	CT 1211
Honda	SA50 Elite LX, S, SR	2001	YTZ5S-BS, YTX4L-BS	CT 1204
Honda	CH80 Elite	2001	YTZ7S	CT 1205, CT 1207.2
Honda	CB250 Nighthawk	2001	YTZ8V, YTX7L-BS	CT 1205, CT 1207.1, CT 1207.2
Honda	CMX250C Rebel	2001	YTZ8V, YTX7L-BS	CT 1205, CT 1207.1, CT 1207.2
Honda	GL1500 Valkyrie	2000	GYZ16H, YTX14H-BS, YTX14-BS	CT 1214, EPS 1214
Honda	VT1100C2 Shadow Sabre	2000	GYZ16H, YTX14H-BS, YTX14-BS	CT 1214, EPS 1214
Honda	ST1100, ABS-TCS, 1100A	2000	GYZ16H, YTX14H-BS, YTX14-BS	CT 1214, EPS 1214
Honda	CBR1100XX	2000	YTX12-BS	CT 1212
Honda	VTR1000F Super Hawk	2000	YTX12-BS	CT 1212
Honda	VFR800FI Interceptor	2000	YTX12-BS	CT 1212
Honda	CN250 Helix	2000	YTX12-BS	CT 1212
Honda	VT750C, CA, CD Shadow	2000	YTX14H-BS, YTX14-BS	CT 1214, EPS 1214
Honda	GL1500 Gold Wing	2000	YTX24HL-BS, Y50-N18L-A3	CT 1220, EPS 1220
Honda	XR650L	2000	YTX9-BS	CT 1209
Honda	CBR600	2000	YTX9-BS	CT 1209
Honda	VT600C, CD Shadow Deluxe, VLX	2000	YTX9-BS	CT 1209
Honda	CBR929RR, RE	2000	YTZ10S	CT 1210.1
Honda	RVT1000R RC51	2000	YTZ12S	CT 1211
Honda	SA50 Elite LX, S, SR	2000	YTZ5S-BS, YTX4L-BS	CT 1204
Honda	CH80 Elite	2000	YTZ7S	CT 1205, CT 1207.2
Honda	CB250 Nighthawk	2000	YTZ8V, YTX7L-BS	CT 1205, CT 1207.1, CT 1207.2
Honda	CMX250C Rebel	2000	YTZ8V, YTX7L-BS	CT 1205, CT 1207.1, CT 1207.2
Honda	ST1100, ABS-TCS, 1100A	1999	GYZ16H, YTX14H-BS, YTX14-BS	CT 1214, EPS 1214
Honda	GL1500 Valkyrie	1999	GYZ16H, YTX14H-BS, YTX14-BS	CT 1214, EPS 1214
Honda	VTR1000F Super Hawk	1999	YTX12-BS	CT 1212
Honda	CBR1100XX	1999	YTX12-BS	CT 1212
Honda	CN250 Helix	1999	YTX12-BS	CT 1212
Honda	VFR800FI Interceptor	1999	YTX12-BS	CT 1212
Honda	VT750C, CA, CD Shadow	1999	YTX14H-BS, YTX14-BS	CT 1214, EPS 1214
Honda	GL1500 Gold Wing	1999	YTX24HL-BS, Y50-N18L-A3	CT 1220, EPS 1220
Honda	CBR900R, RR	1999	YTX9-BS	CT 1209
Honda	VT600C, CD Shadow Deluxe, VLX	1999	YTX9-BS	CT 1209
Honda	CBR600	1999	YTX9-BS	CT 1209
Honda	XR650L	1999	YTX9-BS	CT 1209
Honda	SA50 Elite LX, S, SR	1999	YTZ5S-BS, YTX4L-BS	CT 1204
Honda	CH80 Elite	1999	YTZ7S	CT 1205, CT 1207.2
Honda	CB250 Nighthawk	1999	YTZ8V, YTX7L-BS	CT 1205, CT 1207.1, CT 1207.2
Honda	CMX250C Rebel	1999	YTZ8V, YTX7L-BS	CT 1205, CT 1207.1, CT 1207.2
Honda	GL1500 Valkyrie	1998	GYZ16H, YTX14H-BS, YTX14-BS	CT 1214, EPS 1214
Honda	ST1100, ABS-TCS, 1100A	1998	GYZ16H, YTX14H-BS, YTX14-BS	CT 1214, EPS 1214
Honda	CN250 Helix	1998	YTX12-BS	CT 1212
Honda	VFR800FI Interceptor	1998	YTX12-BS	CT 1212
Honda	CBR1100XX	1998	YTX12-BS	CT 1212
Honda	VTR1000F Super Hawk	1998	YTX12-BS	CT 1212



# #ДЕЛЬТА ЗАВОДИТ



МАРКА	МОДЕЛЬ МОТОЦИКЛА ИЛИ СКУТЕРА	ДАТА ВЫПУСКА	СООТВЕТСТВИЕ JIS-КОДУ	МОДЕЛЬ DELTA
Honda	PC800 Pacific Coast	1998	YTX12-BS	CT 1212
Honda	VT750C, CA, CD Shadow	1998	YTX14H-BS, YTX14-BS	CT 1214, EPS 1214
Honda	GL1500 Gold Wing	1998	YTX24HL-BS, Y50-N18L-A3	CT 1220, EPS 1220
Honda	VT600C, CD Shadow Deluxe, VLX	1998	YTX9-BS	CT 1209
Honda	CBR900R, RR	1998	YTX9-BS	CT 1209
Honda	CBR600	1998	YTX9-BS	CT 1209
Honda	XR650L	1998	YTX9-BS	CT 1209
Honda	SA50 Elite LX, S, SR	1998	YTZ5S-BS, YTX4L-BS	CT 1204
Honda	CH80 Elite	1998	YTZ7S	CT 1205, CT 1207.2
Honda	CB250 Nighthawk	1998	YTZ8V, YTX7L-BS	CT 1205, CT 1207.1, CT 1207.2
Honda	CMX250C Rebel	1998	YTZ8V, YTX7L-BS	CT 1205, CT 1207.1, CT 1207.2
Honda	GL1500 Valkyrie	1997	GYZ16H, YTX14H-BS, YTX14-BS	CT 1214, EPS 1214
Honda	ST1100, ABS-TCS, 1100A	1997	GYZ16H, YTX14H-BS, YTX14-BS	CT 1214, EPS 1214
Honda	PC800 Pacific Coast	1997	YTX12-BS	CT 1212
Honda	VFR750F	1997	YTX12-BS	CT 1212
Honda	VTR1000F Super Hawk	1997	YTX12-BS	CT 1212
Honda	CN250 Helix	1997	YTX12-BS	CT 1212
Honda	CBR1100XX	1997	YTX12-BS	CT 1212
Honda	GL1500 Gold Wing	1997	YTX24HL-BS, Y50-N18L-A3	CT 1220, EPS 1220
Honda	VT600C, CD Shadow Deluxe, VLX	1997	YTX9-BS	CT 1209
Honda	CBR600	1997	YTX9-BS	CT 1209
Honda	XR650L	1997	YTX9-BS	CT 1209
Honda	CBR900R, RR	1997	YTX9-BS	CT 1209
Honda	SA50 Elite LX, S, SR	1997	YTZ5S-BS, YTX4L-BS	CT 1204
Honda	CH80 Elite	1997	YTZ7S	CT 1205, CT 1207.2
Honda	CMX250C Rebel	1997	YTZ8V, YTX7L-BS	CT 1205, CT 1207.1, CT 1207.2
Honda	CB250 Nighthawk	1997	YTZ8V, YTX7L-BS	CT 1205, CT 1207.1, CT 1207.2
Honda	ST1100, ABS-TCS, 1100A	1996	GYZ16H, YTX14H-BS, YTX14-BS	CT 1214, EPS 1214
Honda	VFR750F	1996	YTX12-BS	CT 1212
Honda	PC800 Pacific Coast	1996	YTX12-BS	CT 1212
Honda	CN250 Helix	1996	YTX12-BS	CT 1212
Honda	CBR1000F Hurricane	1996	YTX14AHL-BS, YB14L-B2	CT 1214.1
Honda	GL1500 Gold Wing	1996	YTX24HL-BS, Y50-N18L-A3	CT 1220, EPS 1220
Honda	CBR900R, RR	1996	YTX9-BS	CT 1209
Honda	CBR600	1996	YTX9-BS	CT 1209
Honda	XR650L	1996	YTX9-BS	CT 1209
Honda	VT600C, CD Shadow Deluxe, VLX	1996	YTX9-BS	CT 1209
Honda	XR250L	1996	YTZ5S-BS, YTX4L-BS	CT 1204
Honda	SA50 Elite LX, S, SR	1996	YTZ5S-BS, YTX4L-BS	CT 1204
Honda	CH80 Elite	1996	YTZ7S	CT 1205, CT 1207.2
Honda	EZ90 Cub	1996	YTZ7S, YTX5L-BS	CT 1205, CT 1207.2
Honda	CB250 Nighthawk	1996	YTZ8V, YTX7L-BS	CT 1205, CT 1207.1, CT 1207.2
Honda	CMX250C Rebel	1996	YTZ8V, YTX7L-BS	CT 1205, CT 1207.1, CT 1207.2
Honda	ST1100, ABS-TCS, 1100A	1995	GYZ16H, YTX14H-BS, YTX14-BS	CT 1214, EPS 1214
Honda	CB1000	1995	YTX12-BS	CT 1212
Honda	VFR750F	1995	YTX12-BS	CT 1212
Honda	PC800 Pacific Coast	1995	YTX12-BS	CT 1212
Honda	CN250 Helix	1995	YTX12-BS	CT 1212
Honda	CBR1000F Hurricane	1995	YTX14AHL-BS, YB14L-B2	CT 1214.1
Honda	GL1500 Gold Wing	1995	YTX24HL-BS, Y50-N18L-A3	CT 1220, EPS 1220
Honda	CBR900R, RR	1995	YTX9-BS	CT 1209
Honda	XR650L	1995	YTX9-BS	CT 1209
Honda	CBR600	1995	YTX9-BS	CT 1209
Honda	VT600C, CD Shadow Deluxe, VLX	1995	YTX9-BS	CT 1209
Honda	SA50 Elite LX, S, SR	1995	YTZ5S-BS, YTX4L-BS	CT 1204
Honda	XR250L	1995	YTZ5S-BS, YTX4L-BS	CT 1204
Honda	CH80 Elite	1995	YTZ7S	CT 1205, CT 1207.2

МАРКА	МОДЕЛЬ МОТОЦИКЛА ИЛИ СКУТЕРА	ДАТА ВЫПУСКА	СООТВЕТСТВИЕ JIS-КОДУ	МОДЕЛЬ DELTA
Honda	EZ90 Cub	1995	YTZ7S, YTX5L-BS	CT 1205, CT 1207.2
Honda	CB250 Nighthawk	1995	YTZ8V, YTX7L-BS	CT 1205, CT 1207.1, CT 1207.2
Honda	ST1100, ABS-TCS, 1100A	1994	GYZ16H, YTX14H-BS, YTX14-BS	CT 1214, EPS 1214
Honda	PC800 Pacific Coast	1994	YTX12-BS	CT 1212
Honda	CB1000	1994	YTX12-BS	CT 1212
Honda	CN250 Helix	1994	YTX12-BS	CT 1212
Honda	VFR750F	1994	YTX12-BS	CT 1212
Honda	CBR1000F Hurricane	1994	YTX14AHL-BS, YB14L-B2	CT 1214.1
Honda	GL1500 Gold Wing	1994	YTX24HL-BS, Y50-N18L-A3	CT 1220, EPS 1220
Honda	CBR900R, RR	1994	YTX9-BS	CT 1209
Honda	RVF750R (RC45)	1994	YTX9-BS	CT 1209
Honda	CBR600	1994	YTX9-BS	CT 1209
Honda	XR650L	1994	YTX9-BS	CT 1209
Honda	VT600C, CD Shadow Deluxe, VLX	1994	YTX9-BS	CT 1209
Honda	CT70	1994	YTZ5S-BS, YTX4L-BS	CT 1204
Honda	XR250L	1994	YTZ5S-BS, YTX4L-BS	CT 1204
Honda	SA50 Elite LX, S, SR	1994	YTZ5S-BS, YTX4L-BS	CT 1204
Honda	CH80 Elite	1994	YTZ7S	CT 1205, CT 1207.2
Honda	EZ90 Cub	1994	YTZ7S, YTX5L-BS	CT 1205, CT 1207.2
Honda	CB250 Nighthawk	1994	YTZ8V, YTX7L-BS	CT 1205, CT 1207.1, CT 1207.2
Honda	ST1100, ABS-TCS, 1100A	1993	GYZ16H, YTX14H-BS, YTX14-BS	CT 1214, EPS 1214
Honda	PC800 Pacific Coast	1993	YTX12-BS	CT 1212
Honda	VFR750F	1993	YTX12-BS	CT 1212
Honda	CN250 Helix	1993	YTX12-BS	CT 1212
Honda	CBR1000F Hurricane	1993	YTX14AHL-BS, YB14L-B2	CT 1214.1
Honda	GL1500 Gold Wing	1993	YTX24HL-BS, Y50-N18L-A3	CT 1220, EPS 1220
Honda	XR650L	1993	YTX9-BS	CT 1209
Honda	CBR600	1993	YTX9-BS	CT 1209
Honda	CBR900R, RR	1993	YTX9-BS	CT 1209
Honda	VT600C, CD Shadow Deluxe, VLX	1993	YTX9-BS	CT 1209
Honda	CT70	1993	YTZ5S-BS, YTX4L-BS	CT 1204
Honda	XR250L	1993	YTZ5S-BS, YTX4L-BS	CT 1204
Honda	SA50 Elite LX, S, SR	1993	YTZ5S-BS, YTX4L-BS	CT 1204
Honda	CH80 Elite	1993	YTZ7S	CT 1205, CT 1207.2
Honda	EZ90 Cub	1993	YTZ7S, YTX5L-BS	CT 1205, CT 1207.2
Honda	CB250 Nighthawk	1993	YTZ8V, YTX7L-BS	CT 1205, CT 1207.1, CT 1207.2
Honda	ST1100, ABS-TCS, 1100A	1992	GYZ16H, YTX14H-BS, YTX14-BS	CT 1214, EPS 1214
Honda	VFR750F	1992	YTX12-BS	CT 1212
Honda	PC800 Pacific Coast	1992	YTX12-BS	CT 1212
Honda	CBR1000F Hurricane	1992	YTX14AHL-BS, YB14L-B2	CT 1214.1
Honda	GL1500 Gold Wing	1992	YTX24HL-BS, Y50-N18L-A3	CT 1220, EPS 1220
Honda	CBR600	1992	YTX9-BS	CT 1209
Honda	VT600C, CD Shadow Deluxe, VLX	1992	YTX9-BS	CT 1209
Honda	CT70	1992	YTZ5S-BS, YTX4L-BS	CT 1204
Honda	SA50 Elite LX, S, SR	1992	YTZ5S-BS, YTX4L-BS	CT 1204
Honda	XR250L	1992	YTZ5S-BS, YTX4L-BS	CT 1204
Honda	EZ90 Cub	1992	YTZ7S, YTX5L-BS	CT 1205, CT 1207.2
Honda	CB250 Nighthawk	1992	YTZ8V, YTX7L-BS	CT 1205, CT 1207.1, CT 1207.2
Honda	ST1100, ABS-TCS, 1100A	1991	GYZ16H, YTX14H-BS, YTX14-BS	CT 1214, EPS 1214
Honda	VFR750F	1991	YTX12-BS	CT 1212
Honda	PC800 Pacific Coast	1991	YTX12-BS	CT 1212
Honda	CBR1000F Hurricane	1991	YTX14AHL-BS, YB14L-B2	CT 1214.1
Honda	GL1500 Gold Wing	1991	YTX24HL-BS, Y50-N18L-A3	CT 1220, EPS 1220
Honda	CBR600	1991	YTX9-BS	CT 1209
Honda	NT650 Hawk GT	1991	YTX9-BS	CT 1209
Honda	VT600C, CD Shadow Deluxe, VLX	1991	YTX9-BS	CT 1209
Honda	SA50 Elite LX, S, SR	1991	YTZ5S-BS, YTX4L-BS	CT 1204

# #ДЕЛЬТА ЗАВОДИТ



МАРКА	МОДЕЛЬ МОТОЦИКЛА ИЛИ СКУТЕРА	ДАТА ВЫПУСКА	СООТВЕТСТВИЕ JIS-КОДУ	МОДЕЛЬ DELTA
Honda	CT70	1991	YTZ5S-BS, YTX4L-BS	CT 1204
Honda	XR250L	1991	YTZ5S-BS, YTX4L-BS	CT 1204
Honda	EZ90 Cub	1991	YTZ7S, YTX5L-BS	CT 1205, CT 1207.2
Honda	CB250 Nighthawk	1991	YTZ8V, YTX7L-BS	CT 1205, CT 1207.1, CT 1207.2
Honda	VTR250 Interceptor VTR	1990	YB9-B	CT 1210
Honda	CH250 Elite	1990	YTX12-BS	CT 1212
Honda	PC800 Pacific Coast	1990	YTX12-BS	CT 1212
Honda	VFR750F	1990	YTX12-BS	CT 1212
Honda	CBR1000F Hurricane	1990	YTX14AHL-BS, YB14L-B2	CT 1214.1
Honda	GL1500 Gold Wing	1990	YTX24HL-BS, Y50-N18L-A3	CT 1220, EPS 1220
Honda	SB50 (All)	1990	YTX4L-BS	CT 1204, CT 1205, CT 1207.2
Honda	VFR750R (RC30)	1990	YTX9-BS	CT 1209
Honda	NT650 Hawk GT	1990	YTX9-BS	CT 1209
Honda	CBR600	1990	YTX9-BS	CT 1209
Honda	VT600C, CD Shadow Deluxe, VLX	1990	YTX9-BS	CT 1209
Honda	CB400F CB-1	1990	YTX9-BS	CT 1209
Honda	SA50 Elite LX, S, SR	1990	YTZ5S-BS, YTX4L-BS	CT 1204
Honda	NX250	1990	YTZ8V, YTX7L-BS	CT 1205, CT 1207.1, CT 1207.2
Honda	NX125	1990	YTZ8V, YTX7L-BS	CT 1205, CT 1207.1, CT 1207.2
Honda	VTR250 Interceptor VTR	1989	YB9-B	CT 1210
Honda	PC800 Pacific Coast	1989	YTX12-BS	CT 1212
Honda	CH250 Elite	1989	YTX12-BS	CT 1212
Honda	CBR1000F Hurricane	1989	YTX14AHL-BS, YB14L-B2	CT 1214.1
Honda	GL1500 Gold Wing	1989	YTX24HL-BS, Y50-N18L-A3	CT 1220, EPS 1220
Honda	SB50 (All)	1989	YTX4L-BS	CT 1204, CT 1205, CT 1207.2
Honda	NT650 Hawk GT	1989	YTX9-BS	CT 1209
Honda	CB400F CB-1	1989	YTX9-BS	CT 1209
Honda	CBR600	1989	YTX9-BS	CT 1209
Honda	VT600C, CD Shadow Deluxe, VLX	1989	YTX9-BS	CT 1209
Honda	NX650	1989	YTX9-BS	CT 1209
Honda	SA50 Elite LX, S, SR	1989	YTZ5S-BS, YTX4L-BS	CT 1204
Honda	NX125	1989	YTZ8V, YTX7L-BS	CT 1205, CT 1207.1, CT 1207.2
Honda	NX250	1989	YTZ8V, YTX7L-BS	CT 1205, CT 1207.1, CT 1207.2
Honda	VTR250 Interceptor VTR	1988	YB9-B	CT 1210
Honda	CH250 Elite	1988	YTX12-BS	CT 1212
Honda	CBR1000F Hurricane	1988	YTX14AHL-BS, YB14L-B2	CT 1214.1
Honda	GL1500 Gold Wing	1988	YTX24HL-BS, Y50-N18L-A3	CT 1220, EPS 1220
Honda	SB50 (All)	1988	YTX4L-BS	CT 1204, CT 1205, CT 1207.2
Honda	VT600C, CD Shadow Deluxe, VLX	1988	YTX9-BS	CT 1209
Honda	CBR600	1988	YTX9-BS	CT 1209
Honda	NT650 Hawk GT	1988	YTX9-BS	CT 1209
Honda	NX650	1988	YTX9-BS	CT 1209
Honda	SA50 Elite LX, S, SR	1988	YTZ5S-BS, YTX4L-BS	CT 1204
Honda	ZB50	1988	YTZ5S-BS, YTX4L-BS	CT 1204
Honda	NX250	1988	YTZ8V, YTX7L-BS	CT 1205, CT 1207.1, CT 1207.2
Honda	NX125	1988	YTZ8V, YTX7L-BS	CT 1205, CT 1207.1, CT 1207.2
Honda	CH250 Elite	1987	YTX12-BS	CT 1212
Honda	CN250 Helix	1987	YTX12-BS	CT 1212
Honda	CBR1000F Hurricane	1987	YTX14AHL-BS, YB14L-B2	CT 1214.1
Honda	GL1200 Gold Wing	1987	YTX24HL-BS, Y50-N18L-A-CX	CT 1220, EPS 1220
Honda	SE50 Elite (All)	1987	YTX4L-BS	CT 1204, CT 1205, CT 1207.2
Honda	TR200 Fat Cat	1987	YTX7A-BS	CT 1207
Honda	CBR600	1987	YTX9-BS	CT 1209
Honda	NQ50 Spree, 50D SS	1987	YTZ5S-BS, YTX4L-BS	CT 1204
Honda	NB50 Aero	1987	YTZ5S-BS, YTX4L-BS	CT 1204
Honda	TLR200 Reflex	1987	YTZ5S-BS, YTX4L-BS	CT 1204

МАРКА	МОДЕЛЬ МОТОЦИКЛА ИЛИ СКУТЕРА	ДАТА ВЫПУСКА	СООТВЕТСТВИЕ JIS-КОДУ	МОДЕЛЬ DELTA
Honda	VF1100C V65 Magna	1986	GYZ20H, YTX20H-BS, YTX20-BS, YB18-A	CT 1218, EPS 1218
Honda	VF1000R, F	1986	YB16B-A	CT 1214, EPS 1214
Honda	CH150 Elite Deluxe	1986	YB9-B	CT 1210
Honda	CH250 Elite	1986	YTX12-BS	CT 1212
Honda	CN250 Helix	1986	YTX12-BS	CT 1212
Honda	GL1200 Gold Wing	1986	YTX24HL-BS, Y50-N18L-A-CX	CT 1220, EPS 1220
Honda	TG50 Gyro S (All)	1986	YTX4L-BS	CT 1204, CT 1205, CT 1207.2
Honda	TR200 Fat Cat	1986	YTX9-BS	CT 1209
Honda	NB50 Aero	1986	YTZ5S-BS, YTX4L-BS	CT 1204
Honda	TLR200 Reflex	1986	YTZ5S-BS, YTX4L-BS	CT 1204
Honda	NQ50 Spree, 50D SS	1986	YTZ5S-BS, YTX4L-BS	CT 1204
Honda	VF1100C V65 Magna	1985	GYZ20H, YTX20H-BS, YTX20-BS, YB18-A	CT 1218, EPS 1218
Honda	VF1100S V65 Sabre	1985	GYZ20HL, YTX20HL-BS, YTX20L-BS, YB18L-A	CT 12201, EPS 12201
Honda	VF1000R, F	1985	YB16B-A	CT 1214, EPS 1214
Honda	CH150 Elite Deluxe	1985	YB9-B	CT 1210
Honda	CH250 Elite	1985	YTX12-BS	CT 1212
Honda	VF700S Sabrer	1985	YTX14AHL-BS, SYB14L-A2	CT 1214.1
Honda	CB750F Super Sport	1985	YTX14AHL-BS, SYB14L-A2	CT 1214.1
Honda	CB750K Four	1985	YTX14AHL-BS, SYB14L-A2	CT 1214.1
Honda	GL1200 Gold Wing	1985	YTX24HL-BS, Y50-N18L-A-CX	CT 1220, EPS 1220
Honda	TG50 Gyro S (All)	1985	YTX4L-BS	CT 1204, CT 1205, CT 1207.2
Honda	NB50 Aero	1985	YTZ5S-BS, YTX4L-BS	CT 1204
Honda	NH80 Aero	1985	YTZ7S	CT 1205, CT 1207.2
Honda	VF1100C V65 Magna	1984	GYZ20H, YTX20H-BS, YTX20-BS, YB18-A	CT 1218, EPS 1218
Honda	VF1100S V65 Sabre	1984	GYZ20HL, YTX20HL-BS, YTX20L-BS, YB18L-A	CT 12201, EPS 12201
Honda	VF1000R, F	1984	YB16B-A	CT 1214, EPS 1214
Honda	NH80MD Aero	1984	YB5L-B	CT 1205.1
Honda	NH125 Aero	1984	YB5L-B	CT 1205.1
Honda	CH125 Elite	1984	YB9-B	CT 1210
Honda	CB750K Four	1984	YTX14AHL-BS, SYB14L-A2	CT 1214.1
Honda	CB750F Super Sport	1984	YTX14AHL-BS, SYB14L-A2	CT 1214.1
Honda	VF700S Sabrer	1984	YTX14AHL-BS, SYB14L-A2	CT 1214.1
Honda	GL1200 Gold Wing	1984	YTX24HL-BS, Y50-N18L-A-CX	CT 1220, EPS 1220
Honda	VF1100C V65 Magna	1983	GYZ20H, YTX20H-BS, YTX20-BS, YB18-A	CT 1218, EPS 1218
Honda	NH80MD Aero	1983	YB5L-B	CT 1205.1
Honda	C70 Passport	1983	YB5L-B	CT 1205.1
Honda	CM250C Custom	1983	YB9-B	CT 1210
Honda	CB1100F Super Sport	1983	YTX14AHL-BS, SYB14L-A2	CT 1214.1
Honda	CB750K Four	1983	YTX14AHL-BS, SYB14L-A2	CT 1214.1
Honda	CX650T Turbo	1983	YTX14AHL-BS, SYB14L-A2	CT 1214.1
Honda	GL650I Silver Wing Interstate	1983	YTX14AHL-BS, SYB14L-A2	CT 1214.1
Honda	CB750SC Nighthawk	1983	YTX14AHL-BS, SYB14L-A2	CT 1214.1
Honda	CB750F Super Sport	1983	YTX14AHL-BS, SYB14L-A2	CT 1214.1
Honda	FT500 Ascot	1983	YTX14AHL-BS, SYB14L-A2	CT 1214.1
Honda	VF750S V45 Sabre	1983	YTX14AHL-BS, SYB14L-A2	CT 1214.1
Honda	GL1100 Gold Wing	1983	YTX24HL-BS, Y50-N18L-A-CX	CT 1220, EPS 1220
Honda	C70 Passport	1982	YB5L-B	CT 1205.1
Honda	CM200T Twinstar	1982	YB9-B	CT 1210
Honda	CM250C Custom	1982	YB9-B	CT 1210
Honda	GL500, I Silver Wing	1982	YTX14AHL-BS, SYB14L-A2	CT 1214.1
Honda	VF750S V45 Sabre	1982	YTX14AHL-BS, SYB14L-A2	CT 1214.1
Honda	CX500, C, D, T	1982	YTX14AHL-BS, SYB14L-A2	CT 1214.1

# #ДЕЛЬТА ЗАВОДИТ



МАРКА	МОДЕЛЬ МОТОЦИКЛА ИЛИ СКУТЕРА	ДАТА ВЫПУСКА	СООТВЕТСТВИЕ JIS-КОДУ	МОДЕЛЬ DELTA
Honda	CB750K Four	1982	YTX14AHL-BS, SYB14L-A2	CT 1214.1
Honda	CB900C, F	1982	YTX14AHL-BS, SYB14L-A2	CT 1214.1
Honda	CB750C Custom	1982	YTX14AHL-BS, SYB14L-A2	CT 1214.1
Honda	CB750F Super Sport	1982	YTX14AHL-BS, SYB14L-A2	CT 1214.1
Honda	FT500 Ascot	1982	YTX14AHL-BS, SYB14L-A2	CT 1214.1
Honda	CB750SC Nighthawk	1982	YTX14AHL-BS, SYB14L-A2	CT 1214.1
Honda	CBX1000 Super Sport	1982	YTX24HL-BS, Y50-N18L-A-CX	CT 1220, EPS 1220
Honda	GL1100 Gold Wing	1982	YTX24HL-BS, Y50-N18L-A-CX	CT 1220, EPS 1220
Honda	CM200T Twinstar	1981	YB9-B	CT 1210
Honda	CB750F Super Sport	1981	YTX14AHL-BS, SYB14L-A2	CT 1214.1
Honda	CB750C Custom	1981	YTX14AHL-BS, SYB14L-A2	CT 1214.1
Honda	CX500, C, D, T	1981	YTX14AHL-BS, SYB14L-A2	CT 1214.1
Honda	CB750K Four	1981	YTX14AHL-BS, SYB14L-A2	CT 1214.1
Honda	CB900C, F	1981	YTX14AHL-BS, SYB14L-A2	CT 1214.1
Honda	GL500, I Silver Wing	1981	YTX14AHL-BS, SYB14L-A2	CT 1214.1
Honda	GL1100 Gold Wing	1981	YTX24HL-BS, Y50-N18L-A-CX	CT 1220, EPS 1220
Honda	CBX1000 Super Sport	1981	YTX24HL-BS, Y50-N18L-A-CX	CT 1220, EPS 1220
Honda	CBX1000 Super Sport	1980	GYZ20HL, YTX20HL-BS, YTX20L-BS, YB18L-A	CT 12201, EPS 12201
Honda	CB900C, F	1980	YTX14AHL-BS, SYB14L-A2	CT 1214.1
Honda	CB750C Custom	1980	YTX14AHL-BS, SYB14L-A2	CT 1214.1
Honda	CX500, C, D, T	1980	YTX14AHL-BS, SYB14L-A2	CT 1214.1
Honda	CB750F Super Sport	1980	YTX14AHL-BS, SYB14L-A2	CT 1214.1
Honda	CB750K Four	1980	YTX14AHL-BS, SYB14L-A2	CT 1214.1
Honda	CBX1000 Super Sport [Opt]	1980	YTX24HL-BS, Y50-N18L-A-CX	CT 1220, EPS 1220
Honda	GL1100 Gold Wing	1980	YTX24HL-BS, Y50-N18L-A-CX	CT 1220, EPS 1220
Honda	CBX1000 Super Sport	1979	GYZ20HL, YTX20HL-BS, YTX20L-BS, YB18L-A	CT 12201, EPS 12201
Honda	CB400TI Hawk I	1979	YB9-B	CT 1210
Honda	CX500, C, D, T	1979	YTX14AHL-BS, SYB14L-A2	CT 1214.1
Honda	CB750F Super Sport	1979	YTX14AHL-BS, SYB14L-A2	CT 1214.1
Honda	CB750K Four	1979	YTX14AHL-BS, SYB14L-A2	CT 1214.1
Honda	CB750K Limited Edition	1979	YTX14AHL-BS, SYB14L-A2	CT 1214.1
Honda	CBX1000 Super Sport [Opt]	1979	YTX24HL-BS, Y50-N18L-A-CX	CT 1220, EPS 1220
Honda	GL1000 Gold Wing	1979	YTX24HL-BS, Y50-N18L-A-CX	CT 1220, EPS 1220
Honda	CB400TI Hawk I	1978	YB9-B	CT 1210
Honda	CB750F Super Sport	1978	YTX14AHL-BS, SYB14L-A2	CT 1214.1
Honda	CX500, C, D, T	1978	YTX14AHL-BS, SYB14L-A2	CT 1214.1
Honda	CB750K Four	1978	YTX14AHL-BS, SYB14L-A2	CT 1214.1
Honda	GL1000 Gold Wing	1978	YTX24HL-BS, Y50-N18L-A-CX	CT 1220, EPS 1220
Honda	CB750A Hondamatic	1978	YTX24HL-BS, Y50-N18L-A-CX	CT 1220, EPS 1220
Honda	CJ360T '	1977	YB9-B	CT 1210
Honda	CB750K Four	1977	YTX14AHL-BS, SYB14L-A2	CT 1214.1
Honda	CB750F Super Sport	1977	YTX14AHL-BS, SYB14L-A2	CT 1214.1
Honda	GL1000 Gold Wing	1977	YTX24HL-BS, Y50-N18L-A-CX	CT 1220, EPS 1220
Honda	CB750A Hondamatic	1977	YTX24HL-BS, Y50-N18L-A-CX	CT 1220, EPS 1220
Honda	CB200, T	1976	YB9-B	CT 1210
Honda	CJ360T '	1976	YB9-B	CT 1210
Honda	CB750K Four	1976	YTX14AHL-BS, SYB14L-A2	CT 1214.1
Honda	CB750F Super Sport	1976	YTX14AHL-BS, SYB14L-A2	CT 1214.1
Honda	GL1000 Gold Wing	1976	YTX24HL-BS, Y50-N18L-A-CX	CT 1220, EPS 1220
Honda	CB750A Hondamatic	1976	YTX24HL-BS, Y50-N18L-A-CX	CT 1220, EPS 1220
Honda	CB200, T	1975	YB9-B	CT 1210
Honda	CB750K Four	1975	YTX14AHL-BS, SYB14L-A2	CT 1214.1
Honda	CB750F Super Sport	1975	YTX14AHL-BS, SYB14L-A2	CT 1214.1
Honda	GL1000 Gold Wing	1975	YTX24HL-BS, Y50-N18L-A-CX	CT 1220, EPS 1220
Honda	CB750A Hondamatic	1975	YTX24HL-BS, Y50-N18L-A-CX	CT 1220, EPS 1220
Honda	CB200, T	1975	YB9-B	CT 1210
Honda	CB750K Four	1975	YTX14AHL-BS, SYB14L-A2	CT 1214.1
Honda	CB750F Super Sport	1975	YTX14AHL-BS, SYB14L-A2	CT 1214.1
Honda	GL1000 Gold Wing	1975	YTX24HL-BS, Y50-N18L-A-CX	CT 1220, EPS 1220
Honda	CL200 Scrambler	1974	YB9-B	CT 1210

МАРКА	МОДЕЛЬ МОТОЦИКЛА ИЛИ СКУТЕРА	ДАТА ВЫПУСКА	СООТВЕТСТВИЕ JIS-КОДУ	МОДЕЛЬ DELTA
Honda	CB200, T	1974	YB9-B	CT 1210
Honda	CB750K Four	1974	YTX14AHL-BS, SYB14L-A2	CT 1214.1
Honda	CL175 Scrambler	1973	YB9-B	CT 1210
Honda	CB175 Super Sport	1973	YB9-B	CT 1210
Honda	CB750K Four	1973	YTX14AHL-BS, SYB14L-A2	CT 1214.1
Honda	CL175 Scrambler	1972	YB9-B	CT 1210
Honda	CB175 Super Sport	1972	YB9-B	CT 1210
Honda	CB750K Four	1972	YTX14AHL-BS, SYB14L-A2	CT 1214.1
Honda	CB175 Super Sport	1971	YB9-B	CT 1210
Honda	CL175 Scrambler	1971	YB9-B	CT 1210
Honda	CB750K Four	1971	YTX14AHL-BS, SYB14L-A2	CT 1214.1
Honda	CB175 Super Sport	1970	YB9-B	CT 1210
Honda	CL175 Scrambler	1970	YB9-B	CT 1210
Honda	CB750K Four	1970	YTX14AHL-BS, SYB14L-A2	CT 1214.1
Honda	CB160 Sport	1969	YB9-B	CT 1210
Honda	CL175 Scrambler	1969	YB9-B	CT 1210
Honda	CB175 Super Sport	1969	YB9-B	CT 1210
Honda	CB750K Four	1969	YTX14AHL-BS, SYB14L-A2	CT 1214.1
Honda	CL175 Scrambler	1968	YB9-B	CT 1210
Honda	CB160 Sport	1968	YB9-B	CT 1210
Honda	CL160 Scrambler	1968	YB9-B	CT 1210
Honda	CB160 Sport	1967	YB9-B	CT 1210
Honda	CL160 Scrambler	1967	YB9-B	CT 1210
Honda	CB160 Sport	1966	YB9-B	CT 1210
Honda	CL160 Scrambler	1966	YB9-B	CT 1210
Honda	CB160 Sport	1965	YB9-B	CT 1210
<b>HUSABERG</b>				
Husaberg	All Electric Start Models	2013	YTZ7S, YTX5L-BS	CT 1205, CT 1207.2
Husaberg	All Electric Start Models	2012	YTZ7S	CT 1205, CT 1207.2
Husaberg	All Electric Start Models	2011	YTZ7S	CT 1205, CT 1207.2
Husaberg	All Electric Start Models	2010	YTZ7S	CT 1205, CT 1207.2
Husaberg	All Electric Start Models	2009	YTZ7S	CT 1205, CT 1207.2
Husaberg	All Electric Start Models	2008	YTZ7S	CT 1205, CT 1207.2
Husaberg	All Electric Start Models	2007	YTZ7S	CT 1205, CT 1207.2
Husaberg	All Electric Start Models	2006	YTZ7S	CT 1205, CT 1207.2
Husaberg	All Electric Start Models	2005	YTZ7S	CT 1205, CT 1207.2
Husaberg	All Electric Start Models	2004	YTZ7S	CT 1205, CT 1207.2
Husaberg	All Electric Start Models	2003	YTX9-BS	CT 1209
Husaberg	All Electric Start Models	2002	YTX9-BS	CT 1209
Husaberg	All Electric Start Models	2001	YTX9-BS	CT 1209
Husaberg	All Electric Start Models	2000	YTX9-BS	CT 1209
Husaberg	All Electric Start Models	1999	YTX9-BS	CT 1209
Husaberg	All Electric Start Models	1998	YTX9-BS	CT 1209
Husaberg	All Electric Start Models	1997	YTX9-BS	CT 1209
<b>HUSQVARNA</b>				
Husqvarna	701 Enduro, Supermoto	2019	YTZ10S	CT 1210.1
Husqvarna	701 Enduro, Supermoto	2018	YTZ10S	CT 1210.1
Husqvarna	701 Enduro, Supermoto	2017	YTZ10S	CT 1210.1
Husqvarna	FC	2017	YTZ5S-BS, YTX4L-BS	CT 1204
Husqvarna	FE	2017	YTZ7S, YTX5L-BS	CT 1205, CT 1207.2
Husqvarna	TE	2017	YTZ7S, YTX5L-BS	CT 1205, CT 1207.2
Husqvarna	701 Enduro, Supermoto	2016	YTZ10S	CT 1210.1
Husqvarna	FC	2016	YTZ5S-BS, YTX4L-BS	CT 1204
Husqvarna	FE	2016	YTZ7S, YTX5L-BS	CT 1205, CT 1207.2
Husqvarna	TE	2016	YTZ7S, YTX5L-BS	CT 1205, CT 1207.2
Husqvarna	FC	2015	YTZ5S-BS, YTX4L-BS	CT 1204

МАРКА	МОДЕЛЬ МОТОЦИКЛА ИЛИ СКУТЕРА	ДАТА ВЫПУСКА	СООТВЕТСТВИЕ JIS-КОДУ	МОДЕЛЬ DELTA
Husqvarna	FE	2015	YTZ7S, YTX5L-BS	CT 1205, CT 1207.2
Husqvarna	TE	2015	YTZ7S, YTX5L-BS	CT 1205, CT 1207.2
Husqvarna	FC	2014	YTZ5S-BS, YTX4L-BS	CT 1204
Husqvarna	TE	2014	YTZ7S, YTX5L-BS	CT 1205, CT 1207.2
Husqvarna	FE	2014	YTZ7S, YTX5L-BS	CT 1205, CT 1207.2
Husqvarna	NUDA900	2013	GYZ16H, YTX14H-BS, YTX14-BS	CT 1214, EPS 1214
Husqvarna	TE	2013	YTZ7S, YTX5L-BS	CT 1205, CT 1207.2
Husqvarna	TXC	2012	YTZ7S, YTX5L-BS	CT 1205, CT 1207.2
Husqvarna	TE	2012	YTZ7S, YTX5L-BS	CT 1205, CT 1207.2
Husqvarna	TXC	2011	YTZ7S, YTX5L-BS	CT 1205, CT 1207.2
Husqvarna	TE	2011	YTZ7S, YTX5L-BS	CT 1205, CT 1207.2
Husqvarna	TE, TXC	2011	YTZ7S, YTX5L-BS	CT 1205, CT 1207.2
Husqvarna	TC, TXC, TE, SMR	2010	YTZ7S, YTX5L-BS	CT 1205, CT 1207.2
Husqvarna	TE	2010	YTZ7S, YTX5L-BS	CT 1205, CT 1207.2
Husqvarna	TXC	2010	YTZ7S, YTX5L-BS	CT 1205, CT 1207.2
Husqvarna	TXC	2009	YTZ7S, YTX5L-BS	CT 1205, CT 1207.2
Husqvarna	TE	2009	YTZ7S, YTX5L-BS	CT 1205, CT 1207.2
Husqvarna	TXC	2008	YTZ7S, YTX5L-BS	CT 1205, CT 1207.2
Husqvarna	TE	2008	YTZ7S, YTX5L-BS	CT 1205, CT 1207.2
Husqvarna	TE	2007	YTZ7S, YTX5L-BS	CT 1205, CT 1207.2
Husqvarna	TE	2006	YTZ7S, YTX5L-BS	CT 1205, CT 1207.2
Husqvarna	TE	2005	YTZ7S, YTX5L-BS	CT 1205, CT 1207.2
Husqvarna	TE	2004	YTZ7S, YTX5L-BS	CT 1205, CT 1207.2
Husqvarna	TE	2003	YTZ7S, YTX5L-BS	CT 1205, CT 1207.2
Husqvarna	TE	2002	YTZ7S, YTX5L-BS	CT 1205, CT 1207.2
Husqvarna	TE610E, SM610S	2001	GYZ16H, YTX14H-BS, YTX14-BS	CT 1214, EPS 1214
Husqvarna	TE410E	2001	GYZ16H, YTX14H-BS, YTX14-BS	CT 1214, EPS 1214
Husqvarna	TE410E	2000	GYZ16H, YTX14H-BS, YTX14-BS	CT 1214, EPS 1214
Husqvarna	TE610E, SM610S	2000	GYZ16H, YTX14H-BS, YTX14-BS	CT 1214, EPS 1214
HYOSUNG				
Hyosung	SB50 Super Cab, SD50 Sense, SF50 Prima, Rally, Sense	ALLYEARS	YTZ5S-BS, YTX4L-BS	CT 1204
Hyosung	EZ100	ALLYEARS	YTZ7S, YTX5L-BS	CT 1205, CT 1207.2
Hyosung	GT650, R, S	2016	GYZ16H, YTX14H-BS, YTX14-BS	CT 1214, EPS 1214
Hyosung	GT250, R	2016	GYZ16H, YTX14H-BS, YTX14-BS	CT 1214, EPS 1214
Hyosung	NS3-250	2016	YTX9-BS	CT 1209
Hyosung	GV250	2016	YTX9-BS	CT 1209
Hyosung	GT250, R	2015	GYZ16H, YTX14H-BS, YTX14-BS	CT 1214, EPS 1214
Hyosung	GT650, R, S	2015	GYZ16H, YTX14H-BS, YTX14-BS	CT 1214, EPS 1214
Hyosung	GV250	2015	YTX9-BS	CT 1209
Hyosung	NS3-250	2015	YTX9-BS	CT 1209
Hyosung	GT250, R	2014	GYZ16H, YTX14H-BS, YTX14-BS	CT 1214, EPS 1214
Hyosung	GT650, R, S	2014	GYZ16H, YTX14H-BS, YTX14-BS	CT 1214, EPS 1214
Hyosung	NS3-250	2014	YTX9-BS	CT 1209
Hyosung	GV250	2014	YTX9-BS	CT 1209
Hyosung	GT650, R, S	2013	GYZ16H, YTX14H-BS, YTX14-BS	CT 1214, EPS 1214
Hyosung	GT250, R	2013	GYZ16H, YTX14H-BS, YTX14-BS	CT 1214, EPS 1214
Hyosung	ST7	2013	YT14B-BS	CT 1212.2
Hyosung	GV650, SE	2013	YT14B-BS	CT 1212.2
Hyosung	NS3-250	2013	YTX9-BS	CT 1209
Hyosung	GV250	2013	YTX9-BS	CT 1209
Hyosung	GT650, R, S	2012	GYZ16H, YTX14H-BS, YTX14-BS	CT 1214, EPS 1214
Hyosung	GT250, R	2012	GYZ16H, YTX14H-BS, YTX14-BS	CT 1214, EPS 1214
Hyosung	ST7	2012	YT14B-BS	CT 1212.2
Hyosung	GV650, SE	2012	YT14B-BS	CT 1212.2
Hyosung	GV250	2012	YTX9-BS	CT 1209
Hyosung	NS3-250	2012	YTX9-BS	CT 1209

МАРКА	МОДЕЛЬ МОТОЦИКЛА ИЛИ СКУТЕРА	ДАТА ВЫПУСКА	СООТВЕТСТВИЕ JIS-КОДУ	МОДЕЛЬ DELTA
Hyosung	GT250, R	2011	GYZ16H, YTX14H-BS, YTX14-BS	CT 1214, EPS 1214
Hyosung	GT650, R, S	2011	GYZ16H, YTX14H-BS, YTX14-BS	CT 1214, EPS 1214
Hyosung	GV650, SE	2011	YT14B-BS	CT 1212.2
Hyosung	ST7	2011	YT14B-BS	CT 1212.2
Hyosung	NS3-250	2011	YTX9-BS	CT 1209
Hyosung	GV250	2011	YTX9-BS	CT 1209
Hyosung	GT250, R	2010	GYZ16H, YTX14H-BS, YTX14-BS	CT 1214, EPS 1214
Hyosung	GT650, R, S	2010	GYZ16H, YTX14H-BS, YTX14-BS	CT 1214, EPS 1214
Hyosung	ST7	2010	YT14B-BS	CT 1212.2
Hyosung	GV650, SE	2010	YT14B-BS	CT 1212.2
Hyosung	GV250	2010	YTX9-BS	CT 1209
Hyosung	NS3-250	2010	YTX9-BS	CT 1209
Hyosung	GT250, R	2009	GYZ16H, YTX14H-BS, YTX14-BS	CT 1214, EPS 1214
Hyosung	GT650, R, S	2009	GYZ16H, YTX14H-BS, YTX14-BS	CT 1214, EPS 1214
Hyosung	GV650, SE	2009	YT14B-BS	CT 1212.2
Hyosung	NS3-250	2009	YTX9-BS	CT 1209
Hyosung	GV250	2009	YTX9-BS	CT 1209
<b>INDIAN</b>				
Indian	Chief Dark Horse, Springfield	2020	GYZ20HL, YTX20HL-BS	CT 12201, EPS 12201
Indian	Challenger	2020	GYZ20HL, YTX20HL-BS	CT 12201, EPS 12201
Indian	Chief Classic, Chief Vintage, Chieftain, Roadmaster	2020	GYZ20HL, YTX20HL-BS	CT 12201, EPS 12201
Indian	FTR 1200	2019	GYZ16H, YTX14H-BS	CT 1214, EPS 1214
Indian	Chief Classic, Chief Vintage, Chieftain, Roadmaster	2019	GYZ20HL, YTX20HL-BS	CT 12201, EPS 12201
Indian	Chief Dark Horse, Springfield	2019	GYZ20HL, YTX20HL-BS	CT 12201, EPS 12201
Indian	Chief Classic, Vintage, Dark Horse	2013	YTX24HL-BS	CT 1220, EPS 1220
Indian	Chief Classic, Vintage, Dark Horse	2012	YTX24HL-BS	CT 1220, EPS 1220
Indian	Chief [all models]	2011	GYZ20H, YTX20H-BS, YTX20-BS	CT 1218, EPS 1218
Indian	Chief [all models]	2010	GYZ20H, YTX20H-BS, YTX20-BS	CT 1218, EPS 1218
Indian	Chief [all models]	2009	GYZ20H, YTX20H-BS, YTX20-BS	CT 1218, EPS 1218
Indian	Scout, Spirit	2003	GYZ20H, YTX20H-BS, YTX20-BS	CT 1218, EPS 1218
Indian	Chief	2003	YTX24HL-BS	CT 1220, EPS 1220
Indian	Scout, Spirit	2002	GYZ20H, YTX20H-BS, YTX20-BS	CT 1218, EPS 1218
Indian	Chief	2002	YTX24HL-BS	CT 1220, EPS 1220
Indian	All Models	2001	GYZ20H, YTX20H-BS, YTX20-BS	CT 1218, EPS 1218
Indian	All Models	2000	GYZ20H, YTX20H-BS, YTX20-BS	CT 1218, EPS 1218
Indian	All Models	1999	GYZ20H, YTX20H-BS, YTX20-BS	CT 1218, EPS 1218
<b>IRBIS</b>				
IRBIS	Z50R,		YTZ10S	CT 1210.1, CT 1207
IRBIS	Z50RS		YTZ10S	CT 1210.1, CT 1207
IRBIS	FR		YTZ10S	CT 1210.1, CT 1207
IRBIS	KAORI		YTZ10S	CT 1210.1, CT 1207
IRBIS	LX		YTZ10S	CT 1210.1, CT 1207
IRBIS	LX GTR		YTZ10S	CT 1210.1, CT 1207
IRBIS	T110-125		YTZ10S	CT 1210.1, CT 1207
IRBIS	TTR110		YTX5L-BS	CT 1205, CT 1207.2
IRBIS	VIRAGO		YTX5L-BS	CT 1205, CT 1207.2
IRBIS	GS110		YTX5L-BS	CT 1205, CT 1207.2
IRBIS	TTR125R		YTX5L-BS	CT 1205, CT 1207.2
IRBIS	IROKEZ S		YB5L-B	CT 1205.1
IRBIS	CENTRINO50-150		YTZ10S	CT 1210.1, CT 1207
IRBIS	NIRVANA		YTZ10S	CT 1210.1, CT 1207
IRBIS	RZR150-170		YTZ10S	CT 1210.1, CT 1207
IRBIS	PROMETEY		YTZ10S	CT 1210.1, CT 1207
IRBIS	BWS		YTZ10S	CT 1210.1, CT 1207



МАРКА	МОДЕЛЬ МОТОЦИКЛА ИЛИ СКУТЕРА	ДАТА ВЫПУСКА	СООТВЕТСТВИЕ JIS-КОДУ	МОДЕЛЬ DELTA
IRBIS	GRACE		YTZ10S	CT 1210.1, CT 1207
IRBIS	GR		YTZ10S	CT 1210.1, CT 1207
IRBIS	TTR150		YTX5L-BS	CT 1205, CT 1207.2
IRBIS	GS150		YTX5L-BS	CT 1205, CT 1207.2
IRBIS	T150		YTX9-BS	CT 1209
IRBIS	GS200		YTZ10S	CT 1210.1, CT 1207
IRBIS	VR-1		YTX7L-BS	CT 1207.1
IRBIS	INTRUDER		YTX7L-BS	CT 1207.1
IRBIS	GARPIA		YTZ10S	CT 1210.1, CT 1207
<b>ITALJET</b>				
ITALJET	Torpedo	1999	YB9-B	CT 1210
ITALJET	Dragster	1999	YTX14-BS	CT 1212
ITALJET	Dragster	1997	YT4L-BS, YTX4L-BS, YT4L-BS	CT 1204
ITALJET	Torpedo	1997	YT4L-BS, YTX4L-BS, YT4L-BS	CT 1204
ITALJET	Formula	1997	YB9-B	CT 1210
ITALJET	Formula	1995	YT4L-BS, YTX4L-BS, YT4L-BS	CT 1204
ITALJET	Velocifero	1995	YT4L-BS, YTX4L-BS, YT4L-BS	CT 1204
ITALJET	Bazooka, 2	-	YT4L-BS, YTX4L-BS, YT4L-BS	CT 1204
ITALJET	Cruise	-	YT4L-BS, YTX4L-BS, YT4L-BS	CT 1204
ITALJET	Pista	-	YT4L-BS, YTX4L-BS, YT4L-BS	CT 1204
ITALJET	Reporter	-	YT4L-BS, YTX4L-BS, YT4L-BS	CT 1204
ITALJET	Scoop	-	YT4L-BS, YTX4L-BS, YT4L-BS	CT 1204
ITALJET	Millenium	-	YTX7A-BS	CT 1207
ITALJET	Millenium	-	YTX7A-BS	CT 1207
ITALJET	Torpedo	-	YB9-B	CT 1210
<b>JIA LING HONDA</b>				
JIA LING HONDA	CB125T,X	-	12N9-4B-1	CT 1210
JIA LING HONDA	CG125	-	12N9-4B-1	CT 1210
JIA LING HONDA	CH125	-	12N9-4B-1	CT 1210
JIA LING HONDA	CM125	-	12N9-4B-1	CT 1210
JIA LING HONDA	JH150T -	-	YTX7A-BS	CT 1207
JIANGMEN DIHAO	125T-2C	-	YTX9-BS	CT 1209
JIANGMEN DIHAO	125T-A, B, C, D	-	YTX7A-BS	CT 1207
JIANGMEN DIHAO	CG125-7	-	12N9-4B-1	CT 1210
JIANGMEN DIHAO	HN125-3	-	12N9-4B-1	CT 1210
JIANGMEN DIHAO	HN125T	-	YTX7A-BS	CT 1207
JIANGMEN DIHAO	150-6, 7, 8	-	12N9-4B-1	CT 1210
JIANGMEN DIHAO	150J-5A, 8A	-	12N9-4B-1	CT 1210
JIANGMEN DIHAO	CG150-3	-	YTX7L-BS	CT 1207.1
JIAN SHE YAMAHA	5WY	-	YTX5L-BS	CT 1205
JIAN SHE YAMAHA	JO6	-	YTX5L-BS	CT 1205
JIAN SHE YAMAHA	27S	-	YTX7L-BS	CT 1207.1
JIAN SHE YAMAHA	3D92	-	YTX7L-BS	CT 1207.1
JIAN SHE YAMAHA	4KL	-	YTX7A-BS	CT 1207
JIAN SHE YAMAHA	4FP	-	YTX7A-BS	CT 1207
JIAN SHE YAMAHA	5WG	-	YTX7A-BS	CT 1207
<b>JINAN SUZUKI</b>				
JINAN SUZUKI	QS100TB	-	YTX7A-BS	CT 1207
JINAN SUZUKI	GS125-4K	-	YTX7A-BS	CT 1207
JINAN SUZUKI	GZ125	-	YTX7L-BS	CT 1207.1
JINAN SUZUKI	QS125T-2	-	YTX7A-BS	CT 1207
JINAN SUZUKI	QS150TFB	-	YTX7A-BS	CT 1207
<b>JINCHERG GROUP</b>				
JINCHERG GROUP	SJ125	-	YTX7L-BS	CT 1207.1
<b>KASEA</b>				

МАРКА	МОДЕЛЬ МОТОЦИКЛА ИЛИ СКУТЕРА	ДАТА ВЫПУСКА	СООТВЕТСТВИЕ JIS-КОДУ	МОДЕЛЬ DELTA
KASEA	Sense, Prima	-	YTX5L-BS	CT 1205
<b>KAWASAKI</b>				
Kawasaki	KLX230R	2020	YTX5L-BS	CT 1205
Kawasaki	KLX230, ABS	2020	YTX7A-BS	CT 1207
Kawasaki	KLX110, L	2020	YTZ5S-BS, YTX4L-BS	CT 1204
Kawasaki	KLX300R	2020	YTZ7S	CT 1205, CT 1207.2
Kawasaki	KLX140, G, L	2020	YTZ8V, YTX7L-BS	CT 1205, CT 1207.1, CT 1207.2
Kawasaki	KLX250, S, SF, Camo	2020	YTZ8V, YTX7L-BS	CT 1205, CT 1207.1, CT 1207.2
Kawasaki	Ninja ZX-14R, ABS	2019	GYZ16H, YTX14H-BS	CT 1214, EPS 1214
Kawasaki	Vulcan 900 Classic, Custom	2019	YTX12-BS	CT 1212
Kawasaki	KLE650 Versys	2019	YTX12-BS	CT 1212
Kawasaki	W800 Cafe	2019	YTX12-BS	CT 1212
Kawasaki	ZG1400 Concours, ABS	2019	YTX14H-BS	CT 1214, EPS 1214
Kawasaki	VN1700 Voyager, Nomad, Vaquero	2019	YTX20CH-BS	EPS 1218.1
Kawasaki	Z900 ABS, Z900RS ABS, Cafe	2019	YTX9-BS	CT 1209
Kawasaki	Z400 ABS	2019	YTX9-BS	CT 1209
Kawasaki	Z900 ABS	2019	YTX9-BS	CT 1209
Kawasaki	ZX636-B, C Ninja ZX-6R, ABS	2019	YTX9-BS	CT 1209
Kawasaki	Ninja 1000, ABS	2019	YTX9-BS	CT 1209
Kawasaki	ZX600-FA Ninja ZX-6R	2019	YTX9-BS	CT 1209
Kawasaki	Versys 1000, LT	2019	YTX9-BS	CT 1209
Kawasaki	Ninja 400, ABS	2019	YTX9-BS	CT 1209
Kawasaki	Versys-X 300 ABS	2019	YTX9-BS	CT 1209
Kawasaki	Ninja 650, ABS	2019	YTZ10S	CT 1210.1
Kawasaki	Vulcan S ABS, CAFE, SE	2019	YTZ10S	CT 1210.1
Kawasaki	Ninja H2, H2R	2019	YTZ10S	CT 1210.1
Kawasaki	Z650 ABS	2019	YTZ10S	CT 1210.1
Kawasaki	ZX10R, ABS	2019	YTZ10S	CT 1210.1
Kawasaki	Ninja ZX-10RR	2019	YTZ10S	CT 1210.1
Kawasaki	KLX110, L	2019	YTZ5S-BS, YTX4L-BS	CT 1204
Kawasaki	Z125 PRO	2019	YTZ5S-BS, YTX4L-BS	CT 1204
Kawasaki	KLX450R	2019	YTZ7S, YTX5L-BS	CT 1205, CT 1207.2
Kawasaki	KLX140, G, L	2019	YTZ8V, YTX7L-BS	CT 1205, CT 1207.1, CT 1207.2
Kawasaki	KLX250, S, SF, Camo	2019	YTZ8V, YTX7L-BS	CT 1205, CT 1207.1, CT 1207.2
Kawasaki	W175 SE	2019	YTZ8V, YTX7L-BS	CT 1205, CT 1207.1, CT 1207.2
Kawasaki	ZG1400 Concours, ABS	2018	GYZ16H, YTX14H-BS, YTX14-BS	CT 1214, EPS 1214
Kawasaki	Ninja ZX-14R, ABS	2018	GYZ16H, YTX14H-BS, YTX14-BS	CT 1214, EPS 1214
Kawasaki	Vulcan 900 Classic, Custom	2018	YTX12-BS	CT 1212
Kawasaki	KLE650 Versys	2018	YTX12-BS	CT 1212
Kawasaki	KL650-A, E, KLR	2018	YTX14AHL-BS, SYB14L-A2	CT 1214.1
Kawasaki	VN1700 Voyager, Nomad, Vaquero	2018	YTX20CH-BS	EPS 1218.1
Kawasaki	Versys-X 300 ABS	2018	YTX9-BS	CT 1209
Kawasaki	ZX600-FA Ninja ZX-6R	2018	YTX9-BS	CT 1209
Kawasaki	Ninja 400, ABS	2018	YTX9-BS	CT 1209
Kawasaki	Z900 ABS, Z900RS ABS, Cafe	2018	YTX9-BS	CT 1209
Kawasaki	Ninja 1000, ABS	2018	YTX9-BS	CT 1209
Kawasaki	Versys 1000, LT	2018	YTX9-BS	CT 1209
Kawasaki	Z900 ABS	2018	YTX9-BS	CT 1209
Kawasaki	ZX636-B, C Ninja ZX-6R, ABS	2018	YTX9-BS	CT 1209
Kawasaki	Ninja H2, H2R	2018	YTZ10S	CT 1210.1
Kawasaki	Ninja ZX-10RR	2018	YTZ10S	CT 1210.1
Kawasaki	Vulcan S ABS, CAFE, SE	2018	YTZ10S	CT 1210.1
Kawasaki	Z650 ABS	2018	YTZ10S	CT 1210.1
Kawasaki	ZX10R, ABS	2018	YTZ10S	CT 1210.1
Kawasaki	Ninja 650, ABS	2018	YTZ10S	CT 1210.1
Kawasaki	Z125 PRO	2018	YTZ5S-BS, YTX4L-BS	CT 1204
Kawasaki	KLX110, L	2018	YTZ5S-BS, YTX4L-BS	CT 1204

# #ДЕЛЬТА ЗАВОДИТ



МАРКА	МОДЕЛЬ МОТОЦИКЛА ИЛИ СКУТЕРА	ДАТА ВЫПУСКА	СООТВЕТСТВИЕ JIS-КОДУ	МОДЕЛЬ DELTA
Kawasaki	KLX450R	2018	YTZ7S, YTX5L-BS	CT 1205, CT 1207.2
Kawasaki	KLX140, G, L	2018	YTZ8V, YTX7L-BS	CT 1205, CT 1207.1, CT 1207.2
Kawasaki	KLX250, S, SF, Camo	2018	YTZ8V, YTX7L-BS	CT 1205, CT 1207.1, CT 1207.2
Kawasaki	Ninja ZX-14R, ABS	2017	GYZ16H, YTX14H-BS, YTX14-BS	CT 1214, EPS 1214
Kawasaki	ZG1400 Concours, ABS	2017	GYZ16H, YTX14H-BS, YTX14-BS	CT 1214, EPS 1214
Kawasaki	KLE650 Versys	2017	YTX12-BS	CT 1212
Kawasaki	Vulcan 900 Classic, Custom	2017	YTX12-BS	CT 1212
Kawasaki	KL650-A, E, KLR	2017	YTX14AHL-BS, SYB14L-A2	CT 1214.1
Kawasaki	VN1700 Voyager, Nomad, Vaquero	2017	YTX20CH-BS	EPS 1218.1
Kawasaki	ZX600-FA Ninja ZX-6R	2017	YTX9-BS	CT 1209
Kawasaki	Z900 ABS, Z900RS ABS, Cafe	2017	YTX9-BS	CT 1209
Kawasaki	Ninja 1000, ABS	2017	YTX9-BS	CT 1209
Kawasaki	ZX636-B, C Ninja ZX-6R, ABS	2017	YTX9-BS	CT 1209
Kawasaki	Z900 ABS	2017	YTX9-BS	CT 1209
Kawasaki	Ninja 400, ABS	2017	YTX9-BS	CT 1209
Kawasaki	Versys 1000, LT	2017	YTX9-BS	CT 1209
Kawasaki	Versys-X 300 ABS	2017	YTX9-BS	CT 1209
Kawasaki	EX300 Ninja, ABS	2017	YTX9-BS	CT 1209
Kawasaki	ZX10R, ABS	2017	YTZ10S	CT 1210.1
Kawasaki	Z650 ABS	2017	YTZ10S	CT 1210.1
Kawasaki	Vulcan S ABS, CAFE, SE	2017	YTZ10S	CT 1210.1
Kawasaki	Ninja ZX-10RR	2017	YTZ10S	CT 1210.1
Kawasaki	Ninja H2, H2R	2017	YTZ10S	CT 1210.1
Kawasaki	Ninja 650, ABS	2017	YTZ10S	CT 1210.1
Kawasaki	Z125 PRO	2017	YTZ5S-BS, YTX4L-BS	CT 1204
Kawasaki	KLX110, L	2017	YTZ5S-BS, YTX4L-BS	CT 1204
Kawasaki	KLX450R	2017	YTZ7S, YTX5L-BS	CT 1205, CT 1207.2
Kawasaki	KLX140, G, L	2017	YTZ8V, YTX7L-BS	CT 1205, CT 1207.1, CT 1207.2
Kawasaki	KLX250, S, SF, Camo	2017	YTZ8V, YTX7L-BS	CT 1205, CT 1207.1, CT 1207.2
Kawasaki	Ninja ZX-14R, ABS	2016	GYZ16H, YTX14H-BS, YTX14-BS	CT 1214, EPS 1214
Kawasaki	ZG1400 Concours, ABS	2016	GYZ16H, YTX14H-BS, YTX14-BS	CT 1214, EPS 1214
Kawasaki	Vulcan 900 Classic, Custom	2016	YTX12-BS	CT 1212
Kawasaki	KLE650 Versys	2016	YTX12-BS	CT 1212
Kawasaki	KL650-A, E, KLR	2016	YTX14AHL-BS, SYB14L-A2	CT 1214.1
Kawasaki	VN1700 Voyager, Nomad, Vaquero	2016	YTX20CH-BS	EPS 1218.1
Kawasaki	EX300 Ninja, ABS	2016	YTX9-BS	CT 1209
Kawasaki	ZX600-FA Ninja ZX-6R	2016	YTX9-BS	CT 1209
Kawasaki	Z800, ABS	2016	YTX9-BS	CT 1209
Kawasaki	ZX636-B, C Ninja ZX-6R, ABS	2016	YTX9-BS	CT 1209
Kawasaki	Ninja 400, ABS	2016	YTX9-BS	CT 1209
Kawasaki	Versys 1000, LT	2016	YTX9-BS	CT 1209
Kawasaki	ZX10R, ABS	2016	YTZ10S	CT 1210.1
Kawasaki	Ninja H2, H2R	2016	YTZ10S	CT 1210.1
Kawasaki	Vulcan S ABS, CAFE, SE	2016	YTZ10S	CT 1210.1
Kawasaki	KLX110, L	2016	YTZ5S-BS, YTX4L-BS	CT 1204
Kawasaki	KLX450R	2016	YTZ7S, YTX5L-BS	CT 1205, CT 1207.2
Kawasaki	KLX140, G, L	2016	YTZ8V, YTX7L-BS	CT 1205, CT 1207.1, CT 1207.2
Kawasaki	KLX250, S, SF, Camo	2016	YTZ8V, YTX7L-BS	CT 1205, CT 1207.1, CT 1207.2
Kawasaki	ZG1400 Concours, ABS	2015	GYZ16H, YTX14H-BS, YTX14-BS	CT 1214, EPS 1214
Kawasaki	Ninja ZX-14R, ABS	2015	GYZ16H, YTX14H-BS, YTX14-BS	CT 1214, EPS 1214
Kawasaki	Vulcan 900 Classic, Custom	2015	YTX12-BS	CT 1212
Kawasaki	KLE650 Versys	2015	YTX12-BS	CT 1212
Kawasaki	KL650-A, E, KLR	2015	YTX14AHL-BS, SYB14L-A2	CT 1214.1
Kawasaki	VN1700 Voyager, Nomad, Vaquero	2015	YTX20CH-BS	EPS 1218.1
Kawasaki	Z800, ABS	2015	YTX9-BS	CT 1209
Kawasaki	Versys 1000, LT	2015	YTX9-BS	CT 1209
Kawasaki	Ninja 400, ABS	2015	YTX9-BS	CT 1209

МАРКА	МОДЕЛЬ МОТОЦИКЛА ИЛИ СКУТЕРА	ДАТА ВЫПУСКА	СООТВЕТВИЕ JIS-КОДУ	МОДЕЛЬ DELTA
Kawasaki	ZX636-B, C Ninja ZX-6R, ABS	2015	YTX9-BS	CT 1209
Kawasaki	ZX600-FA Ninja ZX-6R	2015	YTX9-BS	CT 1209
Kawasaki	EX300 Ninja, ABS	2015	YTX9-BS	CT 1209
Kawasaki	Ninja H2, H2R	2015	YTZ10S	CT 1210.1
Kawasaki	Vulcan S ABS, CAFE, SE	2015	YTZ10S	CT 1210.1
Kawasaki	ZX10R, ABS	2015	YTZ10S	CT 1210.1
Kawasaki	KLX110, L	2015	YTZ5S-BS, YTX4L-BS	CT 1204
Kawasaki	KLX450R	2015	YTZ7S, YTX5L-BS	CT 1205, CT 1207.2
Kawasaki	KLX140, G, L	2015	YTZ8V, YTX7L-BS	CT 1205, CT 1207.1, CT 1207.2
Kawasaki	KLX250, S, SF, Camo	2015	YTZ8V, YTX7L-BS	CT 1205, CT 1207.1, CT 1207.2
Kawasaki	Ninja ZX-14R, ABS	2014	GYZ16H, YTX14H-BS, YTX14-BS	CT 1214, EPS 1214
Kawasaki	ZG1400 Concours, ABS	2014	GYZ16H, YTX14H-BS, YTX14-BS	CT 1214, EPS 1214
Kawasaki	Vulcan 900 Classic, Custom	2014	YTX12-BS	CT 1212
Kawasaki	KLE650 Versys	2014	YTX12-BS	CT 1212
Kawasaki	KL650-A, E, KLR	2014	YTX14AHL-BS, SYB14L-A2	CT 1214.1
Kawasaki	VN1700 Voyager, Nomad, Vaquero	2014	YTX20CH-BS	EPS 1218.1
Kawasaki	Z800, ABS	2014	YTX9-BS	CT 1209
Kawasaki	EX300 Ninja, ABS	2014	YTX9-BS	CT 1209
Kawasaki	Ninja 400, ABS	2014	YTX9-BS	CT 1209
Kawasaki	ZX636-B, C Ninja ZX-6R, ABS	2014	YTX9-BS	CT 1209
Kawasaki	ZX600-FA Ninja ZX-6R	2014	YTX9-BS	CT 1209
Kawasaki	ZX10R, ABS	2014	YTZ10S	CT 1210.1
Kawasaki	KLX110, L	2014	YTZ5S-BS, YTX4L-BS	CT 1204
Kawasaki	KLX450R	2014	YTZ7S, YTX5L-BS	CT 1205, CT 1207.2
Kawasaki	KLX140, G, L	2014	YTZ8V, YTX7L-BS	CT 1205, CT 1207.1, CT 1207.2
Kawasaki	KLX250S, SF	2014	YTZ8V, YTX7L-BS	CT 1205, CT 1207.1, CT 1207.2
Kawasaki	KLX250, S, SF, Camo	2014	YTZ8V, YTX7L-BS	CT 1205, CT 1207.1, CT 1207.2
Kawasaki	ZG1400 Concours, ABS	2013	GYZ16H, YTX14H-BS, YTX14-BS	CT 1214, EPS 1214
Kawasaki	Ninja ZX-14R, ABS	2013	GYZ16H, YTX14H-BS, YTX14-BS	CT 1214, EPS 1214
Kawasaki	Vulcan 900 Classic, Custom	2013	YTX12-BS	CT 1212
Kawasaki	ZRX1200 DAEG	2013	YTX12-BS	CT 1212
Kawasaki	KLE650 Versys	2013	YTX12-BS	CT 1212
Kawasaki	KL650-A, E, KLR	2013	YTX14AHL-BS, SYB14L-A2	CT 1214.1
Kawasaki	VN1700 Voyager, Nomad, Vaquero	2013	YTX20CH-BS	EPS 1218.1
Kawasaki	ZX636-B, C Ninja ZX-6R, ABS	2013	YTX9-BS	CT 1209
Kawasaki	Ninja 1000, ABS	2013	YTX9-BS	CT 1209
Kawasaki	Z1000, ABS	2013	YTX9-BS	CT 1209
Kawasaki	ZX600-FA Ninja ZX-6R	2013	YTX9-BS	CT 1209
Kawasaki	Ninja 400, ABS	2013	YTX9-BS	CT 1209
Kawasaki	Z800, ABS	2013	YTX9-BS	CT 1209
Kawasaki	EX300 Ninja, ABS	2013	YTX9-BS	CT 1209
Kawasaki	ZX10R, ABS	2013	YTZ10S	CT 1210.1
Kawasaki	KLX110, L	2013	YTZ5S-BS, YTX4L-BS	CT 1204
Kawasaki	KLX450R	2013	YTZ7S, YTX5L-BS	CT 1205, CT 1207.2
Kawasaki	KLX250, S, SF, Camo	2013	YTZ8V, YTX7L-BS	CT 1205, CT 1207.1, CT 1207.2
Kawasaki	KLX140, G, L	2013	YTZ8V, YTX7L-BS	CT 1205, CT 1207.1, CT 1207.2
Kawasaki	KLX250S, SF	2013	YTZ8V, YTX7L-BS	CT 1205, CT 1207.1, CT 1207.2
Kawasaki	ZG1400 Concours, ABS	2012	GYZ16H, YTX14H-BS, YTX14-BS	CT 1214, EPS 1214
Kawasaki	Ninja ZX-14R, ABS	2012	GYZ16H, YTX14H-BS, YTX14-BS	CT 1214, EPS 1214
Kawasaki	ER6n	2012	YTX12-BS	CT 1212
Kawasaki	Vulcan 900 Classic, Custom	2012	YTX12-BS	CT 1212
Kawasaki	ZRX1200 DAEG	2012	YTX12-BS	CT 1212
Kawasaki	KLE650 Versys	2012	YTX12-BS	CT 1212
Kawasaki	KL650-A, E, KLR	2012	YTX14AHL-BS, SYB14L-A2	CT 1214.1
Kawasaki	VN1700 Voyager, Nomad, Vaquero	2012	YTX20CH-BS	EPS 1218.1
Kawasaki	Ninja 1000, ABS	2012	YTX9-BS	CT 1209
Kawasaki	ZX600-FA Ninja ZX-6R	2012	YTX9-BS	CT 1209

# #ДЕЛЬТА ЗАВОДИТ



МАРКА	МОДЕЛЬ МОТОЦИКЛА ИЛИ СКУТЕРА	ДАТА ВЫПУСКА	СООТВЕТСТВИЕ JIS-КОДУ	МОДЕЛЬ DELTA
Kawasaki	Z1000, ABS	2012	YTX9-BS	CT 1209
Kawasaki	Ninja 400, ABS	2012	YTX9-BS	CT 1209
Kawasaki	ZX636-B, C Ninja ZX-6R, ABS	2012	YTX9-BS	CT 1209
Kawasaki	EX250, Ninja 250R	2012	YTX9-BS	CT 1209
Kawasaki	ZX10R, ABS	2012	YTZ10S	CT 1210.1
Kawasaki	KLX110, L	2012	YTZ5S-BS, YTX4L-BS	CT 1204
Kawasaki	KLX450R	2012	YTZ7S, YTX5L-BS	CT 1205, CT 1207.2
Kawasaki	KLX140, G, L	2012	YTZ8V, YTX7L-BS	CT 1205, CT 1207.1, CT 1207.2
Kawasaki	KLX250, S, SF, Camo	2012	YTZ8V, YTX7L-BS	CT 1205, CT 1207.1, CT 1207.2
Kawasaki	KLX250S, SF	2012	YTZ8V, YTX7L-BS	CT 1205, CT 1207.1, CT 1207.2
Kawasaki	Ninja ZX-14R, ABS	2011	GYZ16H, YTX14H-BS, YTX14-BS	CT 1214, EPS 1214
Kawasaki	ZG1400 Concours, ABS	2011	GYZ16H, YTX14H-BS, YTX14-BS	CT 1214, EPS 1214
Kawasaki	KLE650 Versys	2011	YTX12-BS	CT 1212
Kawasaki	ZRX1200 DAEG	2011	YTX12-BS	CT 1212
Kawasaki	Vulcan 900 Classic, Custom	2011	YTX12-BS	CT 1212
Kawasaki	ER6n	2011	YTX12-BS	CT 1212
Kawasaki	Ninja 650R	2011	YTX12-BS	CT 1212
Kawasaki	KL650-A, E, KLR	2011	YTX14AHL-BS, SYB14L-A2	CT 1214.1
Kawasaki	VN1700 Voyager, Nomad, Vaquero	2011	YTX20CH-BS	EPS 1218.1
Kawasaki	Z1000, ABS	2011	YTX9-BS	CT 1209
Kawasaki	ZX636-B, C Ninja ZX-6R, ABS	2011	YTX9-BS	CT 1209
Kawasaki	EX250, Ninja 250R	2011	YTX9-BS	CT 1209
Kawasaki	ZX600-FA Ninja ZX-6R	2011	YTX9-BS	CT 1209
Kawasaki	Ninja 1000, ABS	2011	YTX9-BS	CT 1209
Kawasaki	Ninja 400, ABS	2011	YTX9-BS	CT 1209
Kawasaki	ZX10R, ABS	2011	YTZ10S	CT 1210.1
Kawasaki	KLX110, L	2011	YTZ5S-BS, YTX4L-BS	CT 1204
Kawasaki	KLX450R	2011	YTZ7S, YTX5L-BS	CT 1205, CT 1207.2
Kawasaki	KLX250S, SF	2011	YTZ8V, YTX7L-BS	CT 1205, CT 1207.1, CT 1207.2
Kawasaki	KLX250, S, SF, Camo	2011	YTZ8V, YTX7L-BS	CT 1205, CT 1207.1, CT 1207.2
Kawasaki	KLX140, G, L	2011	YTZ8V, YTX7L-BS	CT 1205, CT 1207.1, CT 1207.2
Kawasaki	Ninja ZX-14R, ABS	2010	GYZ16H, YTX14H-BS, YTX14-BS	CT 1214, EPS 1214
Kawasaki	ZG1400 Concours, ABS	2010	GYZ16H, YTX14H-BS, YTX14-BS	CT 1214, EPS 1214
Kawasaki	BN125 Eliminator	2010	YB9-B	CT 1210
Kawasaki	ZX1000-C Ninja ZX-10R	2010	YT12B-BS	CT 1212.1
Kawasaki	Vulcan 900 Classic, Custom	2010	YTX12-BS	CT 1212
Kawasaki	ZRX1200 DAEG	2010	YTX12-BS	CT 1212
Kawasaki	ER6n	2010	YTX12-BS	CT 1212
Kawasaki	Ninja 650R	2010	YTX12-BS	CT 1212
Kawasaki	KLE650 Versys	2010	YTX12-BS	CT 1212
Kawasaki	EX500-D Ninja 500	2010	YTX14AHL-BS, SYB14L-A2	CT 1214.1
Kawasaki	KL650-A, E, KLR	2010	YTX14AHL-BS, SYB14L-A2	CT 1214.1
Kawasaki	VN2000-A Vulcan	2010	YTX20CH-BS	EPS 1218.1
Kawasaki	VN1700 Voyager, Nomad, Vaquero	2010	YTX20CH-BS	EPS 1218.1
Kawasaki	ZX600-FA Ninja ZX-6R	2010	YTX9-BS	CT 1209
Kawasaki	EX250, Ninja 250R	2010	YTX9-BS	CT 1209
Kawasaki	ZX636-B, C Ninja ZX-6R, ABS	2010	YTX9-BS	CT 1209
Kawasaki	Z1000, ABS	2010	YTX9-BS	CT 1209
Kawasaki	Ninja 400, ABS	2010	YTX9-BS	CT 1209
Kawasaki	KLX110, L	2010	YTZ5S-BS, YTX4L-BS	CT 1204
Kawasaki	KLX450R	2010	YTZ7S, YTX5L-BS	CT 1205, CT 1207.2
Kawasaki	KLX250S, SF	2010	YTZ8V, YTX7L-BS	CT 1205, CT 1207.1, CT 1207.2
Kawasaki	KLX140, G, L	2010	YTZ8V, YTX7L-BS	CT 1205, CT 1207.1, CT 1207.2
Kawasaki	KL250 Super Sherpa	2010	YTZ8V, YTX7L-BS	CT 1205, CT 1207.1, CT 1207.2
Kawasaki	KLX250, S, SF, Camo	2010	YTZ8V, YTX7L-BS	CT 1205, CT 1207.1, CT 1207.2
Kawasaki	Ninja ZX-14R, ABS	2009	GYZ16H, YTX14H-BS, YTX14-BS	CT 1214, EPS 1214
Kawasaki	ZG1400 Concours, ABS	2009	GYZ16H, YTX14H-BS, YTX14-BS	CT 1214, EPS 1214

МАРКА	МОДЕЛЬ МОТОЦИКЛА ИЛИ СКУТЕРА	ДАТА ВЫПУСКА	СООТВЕТСТВИЕ JIS-КОДУ	МОДЕЛЬ DELTA
Kawasaki	BN125 Eliminator	2009	YB9-B	CT 1210
Kawasaki	ZX1000-C Ninja ZX-10R	2009	YT12B-BS	CT 1212.1
Kawasaki	Ninja 650R	2009	YTX12-BS	CT 1212
Kawasaki	KLE650 Versys	2009	YTX12-BS	CT 1212
Kawasaki	ZRX1200 DAEG	2009	YTX12-BS	CT 1212
Kawasaki	ER6n	2009	YTX12-BS	CT 1212
Kawasaki	Vulcan 900 Classic, Custom	2009	YTX12-BS	CT 1212
Kawasaki	KL650-A, E, KLR	2009	YTX14AHL-BS, SYB14L-A2	CT 1214.1
Kawasaki	EX500-D Ninja 500	2009	YTX14AHL-BS, SYB14L-A2	CT 1214.1
Kawasaki	VN1600-A Vulcan Classic, D, Nomad	2009	YTX20CH-BS	EPS 1218.1
Kawasaki	VN1700 Voyager, Nomad, Vaquero	2009	YTX20CH-BS	EPS 1218.1
Kawasaki	VN1600-B Vulcan Mean Streak	2009	YTX20CH-BS	EPS 1218.1
Kawasaki	VN2000-A Vulcan	2009	YTX20CH-BS	EPS 1218.1
Kawasaki	VN1500-D, E, N Vulcan Classic	2009	YTX20CH-BS	EPS 1218.1
Kawasaki	ZX636-B, C Ninja ZX-6R, ABS	2009	YTX9-BS	CT 1209
Kawasaki	Ninja 400, ABS	2009	YTX9-BS	CT 1209
Kawasaki	ZZR600	2009	YTX9-BS	CT 1209
Kawasaki	EX250, Ninja 250R	2009	YTX9-BS	CT 1209
Kawasaki	Z1000, ABS	2009	YTX9-BS	CT 1209
Kawasaki	ZX600-FA Ninja ZX-6R	2009	YTX9-BS	CT 1209
Kawasaki	KLX110, L	2009	YTZ5S-BS, YTX4L-BS	CT 1204
Kawasaki	KLX450R	2009	YTZ7S, YTX5L-BS	CT 1205, CT 1207.2
Kawasaki	KLX250, S, SF, Camo	2009	YTZ8V, YTX7L-BS	CT 1205, CT 1207.1, CT 1207.2
Kawasaki	KLX250S, SF	2009	YTZ8V, YTX7L-BS	CT 1205, CT 1207.1, CT 1207.2
Kawasaki	KLX140, G, L	2009	YTZ8V, YTX7L-BS	CT 1205, CT 1207.1, CT 1207.2
Kawasaki	KL250 Super Sherpa	2009	YTZ8V, YTX7L-BS	CT 1205, CT 1207.1, CT 1207.2
Kawasaki	Ninja ZX-14R, ABS	2008	GYZ16H, YTX14H-BS, YTX14-BS	CT 1214, EPS 1214
Kawasaki	ZG1400 Concours, ABS	2008	GYZ16H, YTX14H-BS, YTX14-BS	CT 1214, EPS 1214
Kawasaki	BN125 Eliminator	2008	YB9-B	CT 1210
Kawasaki	ZX1000-C Ninja ZX-10R	2008	YT12B-BS	CT 1212.1
Kawasaki	KLE650 Versys	2008	YTX12-BS	CT 1212
Kawasaki	Vulcan 900 Classic, Custom	2008	YTX12-BS	CT 1212
Kawasaki	Ninja 650R	2008	YTX12-BS	CT 1212
Kawasaki	KL650-A, E, KLR	2008	YTX14AHL-BS, SYB14L-A2	CT 1214.1
Kawasaki	EX500-D Ninja 500	2008	YTX14AHL-BS, SYB14L-A2	CT 1214.1
Kawasaki	VN1500-D, E, N Vulcan Classic	2008	YTX20CH-BS	EPS 1218.1
Kawasaki	VN2000-A Vulcan	2008	YTX20CH-BS	EPS 1218.1
Kawasaki	VN1600-B Vulcan Mean Streak	2008	YTX20CH-BS	EPS 1218.1
Kawasaki	VN1600-A Vulcan Classic, D, Nomad	2008	YTX20CH-BS	EPS 1218.1
Kawasaki	EX250, Ninja 250R	2008	YTX7A-BS	CT 1207
Kawasaki	Ninja 400, ABS	2008	YTX9-BS	CT 1209
Kawasaki	Z1000, ABS	2008	YTX9-BS	CT 1209
Kawasaki	ZZR600	2008	YTX9-BS	CT 1209
Kawasaki	ZX600-G, J Ninja ZX-6R	2008	YTX9-BS	CT 1209
Kawasaki	ZX636-B, C Ninja ZX-6R, ABS	2008	YTX9-BS	CT 1209
Kawasaki	ZX600-FA Ninja ZX-6R	2008	YTX9-BS	CT 1209
Kawasaki	KLX110, L	2008	YTZ5S-BS, YTX4L-BS	CT 1204
Kawasaki	KLX450R	2008	YTZ7S, YTX5L-BS	CT 1205, CT 1207.2
Kawasaki	KL250 Super Sherpa	2008	YTZ8V, YTX7L-BS	CT 1205, CT 1207.1, CT 1207.2
Kawasaki	KLX250S, SF	2008	YTZ8V, YTX7L-BS	CT 1205, CT 1207.1, CT 1207.2
Kawasaki	KLX250, S, SF, Camo	2008	YTZ8V, YTX7L-BS	CT 1205, CT 1207.1, CT 1207.2
Kawasaki	KLX140, G, L	2008	YTZ8V, YTX7L-BS	CT 1205, CT 1207.1, CT 1207.2
Kawasaki	Ninja ZX-14R, ABS	2007	GYZ16H, YTX14H-BS, YTX14-BS	CT 1214, EPS 1214
Kawasaki	BN125 Eliminator	2007	YB9-B	CT 1210
Kawasaki	ZX1000-C Ninja ZX-10R	2007	YT12B-BS	CT 1212.1
Kawasaki	Ninja 650R	2007	YTX12-BS	CT 1212
Kawasaki	Vulcan 900 Classic, Custom	2007	YTX12-BS	CT 1212

МАРКА	МОДЕЛЬ МОТОЦИКЛА ИЛИ СКУТЕРА	ДАТА ВЫПУСКА	СООТВЕТВИЕ JIS-КОДУ	МОДЕЛЬ DELTA
Kawasaki	KL650-A, E, KLR	2007	YTX14AHL-BS, SYB14L-A2	CT 1214.1
Kawasaki	EX500-D Ninja 500	2007	YTX14AHL-BS, SYB14L-A2	CT 1214.1
Kawasaki	VN1500-D, E, N Vulcan Classic	2007	YTX20CH-BS	EPS 1218.1
Kawasaki	VN1600-B Vulcan Mean Streak	2007	YTX20CH-BS	EPS 1218.1
Kawasaki	VN2000-A Vulcan	2007	YTX20CH-BS	EPS 1218.1
Kawasaki	VN1600-A Vulcan Classic, D, Nomad	2007	YTX20CH-BS	EPS 1218.1
Kawasaki	ZZR600	2007	YTX9-BS	CT 1209
Kawasaki	ZX600-G, J Ninja ZX-6R	2007	YTX9-BS	CT 1209
Kawasaki	ZX636-B, C Ninja ZX-6R, ABS	2007	YTX9-BS	CT 1209
Kawasaki	Z1000, ABS	2007	YTX9-BS	CT 1209
Kawasaki	KLX110, L	2007	YTZ5S-BS, YTX4L-BS	CT 1204
Kawasaki	KLX250, S, SF, Camo	2007	YTZ8V, YTX7L-BS	CT 1205, CT 1207.1, CT 1207.2
Kawasaki	KLX250S, SF	2007	YTZ8V, YTX7L-BS	CT 1205, CT 1207.1, CT 1207.2
Kawasaki	EX250 Ninja	2007	YTZ8V, YTX7L-BS	CT 1205, CT 1207.1, CT 1207.2
Kawasaki	KL250 Super Sherpa	2007	YTZ8V, YTX7L-BS	CT 1205, CT 1207.1, CT 1207.2
Kawasaki	Ninja ZX-14R, ABS	2006	GYZ16H, YTX14H-BS, YTX14-BS	CT 1214, EPS 1214
Kawasaki	ZG1000-A Concours	2006	GYZ20HL, YTX20HL-BS, YTX20L-BS, YB18L-A	CT 12201, EPS 12201
Kawasaki	BN125 Eliminator	2006	YB9-B	CT 1210
Kawasaki	ZX1000-C Ninja ZX-10R	2006	YT12B-BS	CT 1212.1
Kawasaki	VN800-A, B, E Vulcan, Classic, Drifter	2006	YTX12-BS	CT 1212
Kawasaki	Vulcan 900 Classic, Custom	2006	YTX12-BS	CT 1212
Kawasaki	Ninja 650R	2006	YTX12-BS	CT 1212
Kawasaki	KL650-A, E, KLR	2006	YTX14AHL-BS, SYB14L-A2	CT 1214.1
Kawasaki	VN750-A Vulcan	2006	YTX14AHL-BS, SYB14L-A2	CT 1214.1
Kawasaki	EX500-D Ninja 500	2006	YTX14AHL-BS, SYB14L-A2	CT 1214.1
Kawasaki	VN1600-A Vulcan Classic, D, Nomad	2006	YTX20CH-BS	EPS 1218.1
Kawasaki	VN1500-D, E, N Vulcan Classic	2006	YTX20CH-BS	EPS 1218.1
Kawasaki	VN2000-A Vulcan	2006	YTX20CH-BS	EPS 1218.1
Kawasaki	VN1600-B Vulcan Mean Streak	2006	YTX20CH-BS	EPS 1218.1
Kawasaki	ZX600-G, J Ninja ZX-6R	2006	YTX9-BS	CT 1209
Kawasaki	ZX636-B, C Ninja ZX-6R, ABS	2006	YTX9-BS	CT 1209
Kawasaki	ZX600-K, M, N Ninja ZX-6RR	2006	YTX9-BS	CT 1209
Kawasaki	ZZR600	2006	YTX9-BS	CT 1209
Kawasaki	ZR750 (Z750S)	2006	YTX9-BS	CT 1209
Kawasaki	Z1000, ABS	2006	YTX9-BS	CT 1209
Kawasaki	KLX110, L	2006	YTZ5S-BS, YTX4L-BS	CT 1204
Kawasaki	EX250 Ninja	2006	YTZ8V, YTX7L-BS	CT 1205, CT 1207.1, CT 1207.2
Kawasaki	KLX250S, SF	2006	YTZ8V, YTX7L-BS	CT 1205, CT 1207.1, CT 1207.2
Kawasaki	KLX250, S, SF, Camo	2006	YTZ8V, YTX7L-BS	CT 1205, CT 1207.1, CT 1207.2
Kawasaki	KL250 Super Sherpa	2006	YTZ8V, YTX7L-BS	CT 1205, CT 1207.1, CT 1207.2
Kawasaki	Ninja ZX-12R	2005	GYZ16H, YTX14H-BS, YTX14-BS	CT 1214, EPS 1214
Kawasaki	ZRX1200R	2005	GYZ16H, YTX14H-BS, YTX14-BS	CT 1214, EPS 1214
Kawasaki	ZZR1200	2005	GYZ16H, YTX14H-BS, YTX14-BS	CT 1214, EPS 1214
Kawasaki	KZ1000-P Police	2005	GYZ20HL, YTX20HL-BS, YTX20L-BS	CT 12201, EPS 12201
Kawasaki	ZG1000-A Concours	2005	GYZ20HL, YTX20HL-BS, YTX20L-BS, YB18L-A	CT 12201, EPS 12201
Kawasaki	BN125 Eliminator	2005	YB9-B	CT 1210
Kawasaki	ZX1000-C Ninja ZX-10R	2005	YT12B-BS	CT 1212.1
Kawasaki	VN800-A, B, E Vulcan, Classic, Drifter	2005	YTX12-BS	CT 1212
Kawasaki	KL650-A, E, KLR	2005	YTX14AHL-BS, SYB14L-A2	CT 1214.1
Kawasaki	VN750-A Vulcan	2005	YTX14AHL-BS, SYB14L-A2	CT 1214.1
Kawasaki	EX500-D Ninja 500	2005	YTX14AHL-BS, SYB14L-A2	CT 1214.1
Kawasaki	VN1500-D, E, N Vulcan Classic	2005	YTX20CH-BS	EPS 1218.1
Kawasaki	VN1600-B Vulcan Mean Streak	2005	YTX20CH-BS	EPS 1218.1
Kawasaki	VN1600-A Vulcan Classic, D, Nomad	2005	YTX20CH-BS	EPS 1218.1
Kawasaki	VN2000-A Vulcan	2005	YTX20CH-BS	EPS 1218.1

МАРКА	МОДЕЛЬ МОТОЦИКЛА ИЛИ СКУТЕРА	ДАТА ВЫПУСКА	СООТВЕТСТВИЕ JIS-КОДУ	МОДЕЛЬ DELTA
Kawasaki	VN1500-G, J, L, R, Vulcan Nomad, Drifter	2005	YTX20CH-BS	EPS 1218.1
Kawasaki	ZX600-K, M, N Ninja ZX-6RR	2005	YTX9-BS	CT 1209
Kawasaki	ZX600-G, J Ninja ZX-6R	2005	YTX9-BS	CT 1209
Kawasaki	Z1000, ABS	2005	YTX9-BS	CT 1209
Kawasaki	ZZR600	2005	YTX9-BS	CT 1209
Kawasaki	ZX636-B, C Ninja ZX-6R, ABS	2005	YTX9-BS	CT 1209
Kawasaki	ZR750 (Z750S)	2005	YTX9-BS	CT 1209
Kawasaki	KLX110, L	2005	YTZ5S-BS, YTX4L-BS	CT 1204
Kawasaki	EX250 Ninja	2005	YTZ8V, YTX7L-BS	CT 1205, CT 1207.1, CT 1207.2
Kawasaki	KL250 Super Sherpa	2005	YTZ8V, YTX7L-BS	CT 1205, CT 1207.1, CT 1207.2
Kawasaki	ZZR1200	2004	GYZ16H, YTX14H-BS, YTX14-BS	CT 1214, EPS 1214
Kawasaki	Ninja ZX-12R	2004	GYZ16H, YTX14H-BS, YTX14-BS	CT 1214, EPS 1214
Kawasaki	ZRX1200R	2004	GYZ16H, YTX14H-BS, YTX14-BS	CT 1214, EPS 1214
Kawasaki	KZ1000-P Police	2004	GYZ20HL, YTX20HL-BS, YTX20L-BS	CT 12201, EPS 12201
Kawasaki	ZG1000-A Concours	2004	GYZ20HL, YTX20HL-BS, YTX20L-BS, YB18L-A	CT 12201, EPS 12201
Kawasaki	BN125 Eliminator	2004	YB9-B	CT 1210
Kawasaki	ZX1000-C Ninja ZX-10R	2004	YT12B-BS	CT 1212.1
Kawasaki	VN800-A, B, E Vulcan, Classic, Drifter	2004	YTX12-BS	CT 1212
Kawasaki	ZZR600	2004	YTX12-BS	CT 1212
Kawasaki	EX500-D Ninja 500	2004	YTX14AHL-BS, SYB14L-A2	CT 1214.1
Kawasaki	VN750-A Vulcan	2004	YTX14AHL-BS, SYB14L-A2	CT 1214.1
Kawasaki	KL650-A, E, KLR	2004	YTX14AHL-BS, SYB14L-A2	CT 1214.1
Kawasaki	VN1500-D, E, N Vulcan Classic	2004	YTX20CH-BS	EPS 1218.1
Kawasaki	VN1600-A Vulcan Classic, D, Nomad	2004	YTX20CH-BS	EPS 1218.1
Kawasaki	VN2000-A Vulcan	2004	YTX20CH-BS	EPS 1218.1
Kawasaki	VN1600-B Vulcan Mean Streak	2004	YTX20CH-BS	EPS 1218.1
Kawasaki	VN1500-G, J, L, R, Vulcan Nomad, Drifter	2004	YTX20CH-BS	EPS 1218.1
Kawasaki	ZX600-K, M, N Ninja ZX-6RR	2004	YTX9-BS	CT 1209
Kawasaki	Z1000, ABS	2004	YTX9-BS	CT 1209
Kawasaki	ZX636-B, C Ninja ZX-6R, ABS	2004	YTX9-BS	CT 1209
Kawasaki	ZX600-G, J Ninja ZX-6R	2004	YTX9-BS	CT 1209
Kawasaki	KLX110, L	2004	YTZ5S-BS, YTX4L-BS	CT 1204
Kawasaki	EX250 Ninja	2004	YTZ8V, YTX7L-BS	CT 1205, CT 1207.1, CT 1207.2
Kawasaki	KL250 Super Sherpa	2004	YTZ8V, YTX7L-BS	CT 1205, CT 1207.1, CT 1207.2
Kawasaki	VN800-A, B, C, E Vulcan, Classic, Drifter	2003	GYZ16H, YTX14AH-BS, YTX14-BS	CT 1214, EPS 1214
Kawasaki	ZRX1200R	2003	GYZ16H, YTX14H-BS, YTX14-BS	CT 1214, EPS 1214
Kawasaki	Ninja ZX-12R	2003	GYZ16H, YTX14H-BS, YTX14-BS	CT 1214, EPS 1214
Kawasaki	ZZR1200	2003	GYZ16H, YTX14H-BS, YTX14-BS	CT 1214, EPS 1214
Kawasaki	KZ1000-P Police	2003	GYZ20HL, YTX20HL-BS, YTX20L-BS	CT 12201, EPS 12201
Kawasaki	ZG1000-A Concours	2003	GYZ20HL, YTX20HL-BS, YTX20L-BS, YB18L-A	CT 12201, EPS 12201
Kawasaki	BN125 Eliminator	2003	YB9-B	CT 1210
Kawasaki	KLX400R, KLX400SR	2003	YT7B-BS	CT 1208
Kawasaki	ZR-7, S	2003	YTX12-BS	CT 1212
Kawasaki	ZZR600	2003	YTX12-BS	CT 1212
Kawasaki	ZX750-P Ninja ZX-7R	2003	YTX12-BS	CT 1212
Kawasaki	KL650-A, E, KLR	2003	YTX14AHL-BS, SYB14L-A2	CT 1214.1
Kawasaki	EX500-D Ninja 500	2003	YTX14AHL-BS, SYB14L-A2	CT 1214.1
Kawasaki	VN750-A Vulcan	2003	YTX14AHL-BS, SYB14L-A2	CT 1214.1
Kawasaki	Ninja GPZ900R ZX900A1-A16	2003	YTX14AHL-BS, SYB14L-A2	CT 1214.1
Kawasaki	VN1500-G, J, L, R, Vulcan Nomad, Drifter	2003	YTX20CH-BS	EPS 1218.1
Kawasaki	VN1500-P Vulcan Mean Streak	2003	YTX20CH-BS	EPS 1218.1
Kawasaki	VN1600-A Vulcan Classic, D, Nomad	2003	YTX20CH-BS	EPS 1218.1



МАРКА	МОДЕЛЬ МОТОЦИКЛА ИЛИ СКУТЕРА	ДАТА ВЫПУСКА	СООТВЕТВИЕ JIS-КОДУ	МОДЕЛЬ DELTA
Kawasaki	VN1500-D, E, N Vulcan Classic	2003	YTX20CH-BS	EPS 1218.1
Kawasaki	1200 ZG1200 Voyager XII	2003	YTX24HL-BS, SY50-N18L-AT	CT 1220, EPS 1220
Kawasaki	Z1000, ABS	2003	YTX9-BS	CT 1209
Kawasaki	ZX600-K, M, N Ninja ZX-6RR	2003	YTX9-BS	CT 1209
Kawasaki	ZX600-G, J Ninja ZX-6R	2003	YTX9-BS	CT 1209
Kawasaki	ZX900- E, F Ninja [ZX-9R]	2003	YTX9-BS	CT 1209
Kawasaki	ZX636-B, C Ninja ZX-6R, ABS	2003	YTX9-BS	CT 1209
Kawasaki	KLX110, L	2003	YTZ5S-BS, YTX4L-BS	CT 1204
Kawasaki	EX250 Ninja	2003	YTZ8V, YTX7L-BS	CT 1205, CT 1207.1, CT 1207.2
Kawasaki	KL250 Super Sherpa	2003	YTZ8V, YTX7L-BS	CT 1205, CT 1207.1, CT 1207.2
Kawasaki	VN800-A, B, C, E Vulcan, Classic, Drifter	2002	GYZ16H, YTX14AH-BS, YTX14-BS	CT 1214, EPS 1214
Kawasaki	ZRX1200R	2002	GYZ16H, YTX14H-BS, YTX14-BS	CT 1214, EPS 1214
Kawasaki	Ninja ZX-12R	2002	GYZ16H, YTX14H-BS, YTX14-BS	CT 1214, EPS 1214
Kawasaki	W650	2002	GYZ16H, YTX14H-BS, YTX14-BS	CT 1214, EPS 1214
Kawasaki	ZZR1200	2002	GYZ16H, YTX14H-BS, YTX14-BS	CT 1214, EPS 1214
Kawasaki	KZ1000-P Police	2002	GYZ20HL, YTX20HL-BS, YTX20L-BS	CT 12201, EPS 12201
Kawasaki	ZG1000-A Concours	2002	GYZ20HL, YTX20HL-BS, YTX20L-BS, YB18L-A	CT 12201, EPS 12201
Kawasaki	BN125 Eliminator	2002	YB9-B	CT 1210
Kawasaki	ZZR600	2002	YTX12-BS	CT 1212
Kawasaki	ZX750-P Ninja ZX-7R	2002	YTX12-BS	CT 1212
Kawasaki	ZR-7, S	2002	YTX12-BS	CT 1212
Kawasaki	ZX600-E, F Ninja ZX-6, 6R	2002	YTX12-BS	CT 1212
Kawasaki	VN750-A Vulcan	2002	YTX14AHL-BS, SYB14L-A2	CT 1214.1
Kawasaki	Ninja GPZ900R ZX900A1-A16	2002	YTX14AHL-BS, SYB14L-A2	CT 1214.1
Kawasaki	EX500-D Ninja 500	2002	YTX14AHL-BS, SYB14L-A2	CT 1214.1
Kawasaki	KL650-A, E, KLR	2002	YTX14AHL-BS, SYB14L-A2	CT 1214.1
Kawasaki	VN1500-D, E, N Vulcan Classic	2002	YTX20CH-BS	EPS 1218.1
Kawasaki	VN1500-G, J, L, R, Vulcan Nomad, Drifter	2002	YTX20CH-BS	EPS 1218.1
Kawasaki	VN1500-P Vulcan Mean Streak	2002	YTX20CH-BS	EPS 1218.1
Kawasaki	1200 ZG1200 Voyager XII	2002	YTX24HL-BS, SY50-N18L-AT	CT 1220, EPS 1220
Kawasaki	ZX600-G, J Ninja ZX-6R	2002	YTX9-BS	CT 1209
Kawasaki	ZX900- E, F Ninja [ZX-9R]	2002	YTX9-BS	CT 1209
Kawasaki	KL250 Super Sherpa	2002	YTZ8V, YTX7L-BS	CT 1205, CT 1207.1, CT 1207.2
Kawasaki	EX250 Ninja	2002	YTZ8V, YTX7L-BS	CT 1205, CT 1207.1, CT 1207.2
Kawasaki	VN800-A, B, C, E Vulcan, Classic, Drifter	2001	GYZ16H, YTX14AH-BS, YTX14-BS	CT 1214, EPS 1214
Kawasaki	Ninja ZX-12R	2001	GYZ16H, YTX14H-BS, YTX14-BS	CT 1214, EPS 1214
Kawasaki	W650	2001	GYZ16H, YTX14H-BS, YTX14-BS	CT 1214, EPS 1214
Kawasaki	ZRX1200R	2001	GYZ16H, YTX14H-BS, YTX14-BS	CT 1214, EPS 1214
Kawasaki	ZX1100-D Ninja ZX-11	2001	GYZ16H, YTX14H-BS, YTX14-BS	CT 1214, EPS 1214
Kawasaki	ZG1000-A Concours	2001	GYZ20HL, YTX20HL-BS, YTX20L-BS, YB18L-A	CT 12201, EPS 12201
Kawasaki	KZ1000-P Police	2001	GYZ20HL, YTX20HL-BS, YTX20L-BS, YB18L-A	CT 12201, EPS 12201
Kawasaki	BN125 Eliminator	2001	YB9-B	CT 1210
Kawasaki	ZR-7, S	2001	YTX12-BS	CT 1212
Kawasaki	ZX600-E, F Ninja ZX-6, 6R	2001	YTX12-BS	CT 1212
Kawasaki	ZX750-P Ninja ZX-7R	2001	YTX12-BS	CT 1212
Kawasaki	EX500-D Ninja 500	2001	YTX14AHL-BS, SYB14L-A2	CT 1214.1
Kawasaki	VN750-A Vulcan	2001	YTX14AHL-BS, SYB14L-A2	CT 1214.1
Kawasaki	Ninja GPZ900R ZX900A1-A16	2001	YTX14AHL-BS, SYB14L-A2	CT 1214.1
Kawasaki	KL650-A, E, KLR	2001	YTX14AHL-BS, SYB14L-A2	CT 1214.1
Kawasaki	VN1500-G, J, L, R, Vulcan Nomad, Drifter	2001	YTX20CH-BS	EPS 1218.1
Kawasaki	VN1500-D, E, N Vulcan Classic	2001	YTX20CH-BS	EPS 1218.1

МАРКА	МОДЕЛЬ МОТОЦИКЛА ИЛИ СКУТЕРА	ДАТА ВЫПУСКА	СООТВЕТВИЕ JIS-КОДУ	МОДЕЛЬ DELTA
Kawasaki	1200 ZG1200 Voyager XII	2001	YTX24HL-BS, SY50-N18L-AT	CT 1220, EPS 1220
Kawasaki	ZX900- E, F Ninja [ZX-9R]	2001	YTX9-BS	CT 1209
Kawasaki	ZX600-G, J Ninja ZX-6R	2001	YTX9-BS	CT 1209
Kawasaki	EX250 Ninja	2001	YTZ8V, YTX7L-BS	CT 1205, CT 1207.1, CT 1207.2
Kawasaki	KL250 Super Sherpa	2001	YTZ8V, YTX7L-BS	CT 1205, CT 1207.1, CT 1207.2
Kawasaki	VN800-A, B, C, E Vulcan, Classic, Drifter	2000	GYZ16H, YTX14AH-BS, YTX14-BS	CT 1214, EPS 1214
Kawasaki	ZX1100-D Ninja ZX-11	2000	GYZ16H, YTX14H-BS, YTX14-BS	CT 1214, EPS 1214
Kawasaki	ZRX1100	2000	GYZ16H, YTX14H-BS, YTX14-BS	CT 1214, EPS 1214
Kawasaki	Ninja ZX-12R	2000	GYZ16H, YTX14H-BS, YTX14-BS	CT 1214, EPS 1214
Kawasaki	W650	2000	GYZ16H, YTX14H-BS, YTX14-BS	CT 1214, EPS 1214
Kawasaki	ZG1000-A Concours	2000	GYZ20HL, YTX20HL-BS, YTX20L-BS, YB18L-A	CT 12201, EPS 12201
Kawasaki	KZ1000-P Police	2000	GYZ20HL, YTX20HL-BS, YTX20L-BS, YB18L-A	CT 12201, EPS 12201
Kawasaki	ZR-7, S	2000	YTX12-BS	CT 1212
Kawasaki	ZX750-P Ninja ZX-7R	2000	YTX12-BS	CT 1212
Kawasaki	ZX600-E, F Ninja ZX-6, 6R	2000	YTX12-BS	CT 1212
Kawasaki	KL650-A, E, KLR	2000	YTX14AHL-BS, SYB14L-A2	CT 1214.1
Kawasaki	VN750-A Vulcan	2000	YTX14AHL-BS, SYB14L-A2	CT 1214.1
Kawasaki	EX500-D Ninja 500	2000	YTX14AHL-BS, SYB14L-A2	CT 1214.1
Kawasaki	Ninja GPZ900R ZX900A1-A16	2000	YTX14AHL-BS, SYB14L-A2	CT 1214.1
Kawasaki	VN1500-G, J, L, R, Vulcan Nomad, Drifter	2000	YTX20CH-BS	EPS 1218.1
Kawasaki	VN1500-D, E, N Vulcan Classic	2000	YTX20CH-BS	EPS 1218.1
Kawasaki	1200 ZG1200 Voyager XII	2000	YTX24HL-BS, SY50-N18L-AT	CT 1220, EPS 1220
Kawasaki	ZX600-G, J Ninja ZX-6R	2000	YTX9-BS	CT 1209
Kawasaki	ZX900- E, F Ninja [ZX-9R]	2000	YTX9-BS	CT 1209
Kawasaki	EX250 Ninja	2000	YTZ8V, YTX7L-BS	CT 1205, CT 1207.1, CT 1207.2
Kawasaki	KL250 Super Sherpa	2000	YTZ8V, YTX7L-BS	CT 1205, CT 1207.1, CT 1207.2
Kawasaki	VN800-A, B, C, E Vulcan, Classic, Drifter	1999	GYZ16H, YTX14AH-BS, YTX14-BS	CT 1214, EPS 1214
Kawasaki	ZRX1100	1999	GYZ16H, YTX14H-BS, YTX14-BS	CT 1214, EPS 1214
Kawasaki	ZX1100-D Ninja ZX-11	1999	GYZ16H, YTX14H-BS, YTX14-BS	CT 1214, EPS 1214
Kawasaki	KZ1000-P Police	1999	GYZ20HL, YTX20HL-BS, YTX20L-BS, YB18L-A	CT 12201, EPS 12201
Kawasaki	ZG1000-A Concours	1999	GYZ20HL, YTX20HL-BS, YTX20L-BS, YB18L-A	CT 12201, EPS 12201
Kawasaki	ZX750-P Ninja ZX-7R	1999	YTX12-BS	CT 1212
Kawasaki	ZX600-E, F Ninja ZX-6, 6R	1999	YTX12-BS	CT 1212
Kawasaki	KL650-A, E, KLR	1999	YTX14AHL-BS, SYB14L-A2	CT 1214.1
Kawasaki	Ninja GPZ900R ZX900A1-A16	1999	YTX14AHL-BS, SYB14L-A2	CT 1214.1
Kawasaki	VN750-A Vulcan	1999	YTX14AHL-BS, SYB14L-A2	CT 1214.1
Kawasaki	EX500-D Ninja 500	1999	YTX14AHL-BS, SYB14L-A2	CT 1214.1
Kawasaki	VN1500-G, J, L, R, Vulcan Nomad, Drifter	1999	YTX20CH-BS	EPS 1218.1
Kawasaki	VN1500-D, E, N Vulcan Classic	1999	YTX20CH-BS	EPS 1218.1
Kawasaki	1200 ZG1200 Voyager XII	1999	YTX24HL-BS, SY50-N18L-AT	CT 1220, EPS 1220
Kawasaki	ZX600-G, J Ninja ZX-6R	1999	YTX9-BS	CT 1209
Kawasaki	ZX900-C Ninja [ZX-9R]	1999	YTX9-BS	CT 1209
Kawasaki	EX250 Ninja	1999	YTZ8V, YTX7L-BS	CT 1205, CT 1207.1, CT 1207.2
Kawasaki	VN800-A, B, C, E Vulcan, Classic, Drifter	1998	GYZ16H, YTX14AH-BS, YTX14-BS	CT 1214, EPS 1214
Kawasaki	ZX1100-D Ninja ZX-11	1998	GYZ16H, YTX14H-BS, YTX14-BS	CT 1214, EPS 1214
Kawasaki	KZ1000-P Police	1998	GYZ20HL, YTX20HL-BS, YTX20L-BS, YB18L-A	CT 12201, EPS 12201
Kawasaki	ZG1000-A Concours	1998	GYZ20HL, YTX20HL-BS, YTX20L-BS, YB18L-A	CT 12201, EPS 12201
Kawasaki	ZX750-P Ninja ZX-7R	1998	YTX12-BS	CT 1212

МАРКА	МОДЕЛЬ МОТОЦИКЛА ИЛИ СКУТЕРА	ДАТА ВЫПУСКА	СООТВЕТСТВИЕ JIS-КОДУ	МОДЕЛЬ DELTA
Kawasaki	ZX600-E, F Ninja ZX-6, 6R	1998	YTX12-BS	CT 1212
Kawasaki	EX500-D Ninja 500	1998	YTX14AHL-BS, SYB14L-A2	CT 1214.1
Kawasaki	KL650-A, E, KLR	1998	YTX14AHL-BS, SYB14L-A2	CT 1214.1
Kawasaki	VN750-A Vulcan	1998	YTX14AHL-BS, SYB14L-A2	CT 1214.1
Kawasaki	Ninja GPZ900R ZX900A1-A16	1998	YTX14AHL-BS, SYB14L-A2	CT 1214.1
Kawasaki	VN1500-D, E, N Vulcan Classic	1998	YTX20CH-BS	EPS 1218.1
Kawasaki	1200 ZG1200 Voyager XII	1998	YTX24HL-BS, SY50-N18L-AT	CT 1220, EPS 1220
Kawasaki	VN1500 Vulcan 88, SE	1998	YTX24HL-BS, Y50-N18L-A-CX	CT 1220, EPS 1220
Kawasaki	ZX900-C Ninja [ZX-9R]	1998	YTX9-BS	CT 1209
Kawasaki	ZX600-G, J Ninja ZX-6R	1998	YTX9-BS	CT 1209
Kawasaki	EX250 Ninja	1998	YTZ8V, YTX7L-BS	CT 1205, CT 1207.1, CT 1207.2
Kawasaki	VN800-A, B, C, E Vulcan, Classic, Drifter	1997	GYZ16H, YTX14AH-BS, YTX14-BS	CT 1214, EPS 1214
Kawasaki	ZX1100-D Ninja ZX-11	1997	GYZ16H, YTX14H-BS, YTX14-BS	CT 1214, EPS 1214
Kawasaki	ZX1100-E [GPz1100]	1997	GYZ16H, YTX14H-BS, YTX14-BS	CT 1214, EPS 1214
Kawasaki	ZG1000-A Concours	1997	GYZ20HL, YTX20HL-BS, YTX20L-BS, YB18L-A	CT 12201, EPS 12201
Kawasaki	KZ1000-P Police	1997	GYZ20HL, YTX20HL-BS, YTX20L-BS, YB18L-A	CT 12201, EPS 12201
Kawasaki	ZX600-E, F Ninja ZX-6, 6R	1997	YTX12-BS	CT 1212
Kawasaki	ZX900-B Ninja [ZX-9R]	1997	YTX12-BS	CT 1212
Kawasaki	ZX750-P Ninja ZX-7R	1997	YTX12-BS	CT 1212
Kawasaki	KL650-A, E, KLR	1997	YTX14AHL-BS, SYB14L-A2	CT 1214.1
Kawasaki	VN750-A Vulcan	1997	YTX14AHL-BS, SYB14L-A2	CT 1214.1
Kawasaki	EX500-D Ninja 500	1997	YTX14AHL-BS, SYB14L-A2	CT 1214.1
Kawasaki	Ninja GPZ900R ZX900A1-A16	1997	YTX14AHL-BS, SYB14L-A2	CT 1214.1
Kawasaki	VN1500-D, E, N Vulcan Classic	1997	YTX20CH-BS	EPS 1218.1
Kawasaki	1200 ZG1200 Voyager XII	1997	YTX24HL-BS, SY50-N18L-AT	CT 1220, EPS 1220
Kawasaki	VN1500 Vulcan 88, SE	1997	YTX24HL-BS, Y50-N18L-A-CX	CT 1220, EPS 1220
Kawasaki	VN1500-C Vulcan L	1997	YTX24HL-BS, Y50-N18L-A-CX	CT 1220, EPS 1220
Kawasaki	ZX750 Ninja ZX-7RR	1997	YTX9-BS	CT 1209
Kawasaki	EX250 Ninja	1997	YTZ8V, YTX7L-BS	CT 1205, CT 1207.1, CT 1207.2
Kawasaki	VN800-A, B, C, E Vulcan, Classic, Drifter	1996	GYZ16H, YTX14AH-BS, YTX14-BS	CT 1214, EPS 1214
Kawasaki	ZX1100-E [GPz1100]	1996	GYZ16H, YTX14H-BS, YTX14-BS	CT 1214, EPS 1214
Kawasaki	ZX1100-D Ninja ZX-11	1996	GYZ16H, YTX14H-BS, YTX14-BS	CT 1214, EPS 1214
Kawasaki	ZG1000-A Concours	1996	GYZ20HL, YTX20HL-BS, YTX20L-BS, YB18L-A	CT 12201, EPS 12201
Kawasaki	KZ1000-P Police	1996	GYZ20HL, YTX20HL-BS, YTX20L-BS, YB18L-A	CT 12201, EPS 12201
Kawasaki	ZX750-P Ninja ZX-7R	1996	YTX12-BS	CT 1212
Kawasaki	ZX900-B Ninja [ZX-9R]	1996	YTX12-BS	CT 1212
Kawasaki	ZX600-E, F Ninja ZX-6, 6R	1996	YTX12-BS	CT 1212
Kawasaki	KL650-A, E, KLR	1996	YTX14AHL-BS, SYB14L-A2	CT 1214.1
Kawasaki	EX500-D Ninja 500	1996	YTX14AHL-BS, SYB14L-A2	CT 1214.1
Kawasaki	VN750-A Vulcan	1996	YTX14AHL-BS, SYB14L-A2	CT 1214.1
Kawasaki	Ninja GPZ900R ZX900A1-A16	1996	YTX14AHL-BS, SYB14L-A2	CT 1214.1
Kawasaki	VN1500-D, E, N Vulcan Classic	1996	YTX20CH-BS	EPS 1218.1
Kawasaki	1200 ZG1200 Voyager XII	1996	YTX24HL-BS, SY50-N18L-AT	CT 1220, EPS 1220
Kawasaki	VN1500 Vulcan 88, SE	1996	YTX24HL-BS, Y50-N18L-A-CX	CT 1220, EPS 1220
Kawasaki	VN1500-C Vulcan L	1996	YTX24HL-BS, Y50-N18L-A-CX	CT 1220, EPS 1220
Kawasaki	ZX750 Ninja ZX-7RR	1996	YTX9-BS	CT 1209
Kawasaki	KLX650C, R	1996	YTX9-BS	CT 1209
Kawasaki	EX250 Ninja	1996	YTZ8V, YTX7L-BS	CT 1205, CT 1207.1, CT 1207.2
Kawasaki	VN800-A, B, C, E Vulcan, Classic, Drifter	1995	GYZ16H, YTX14AH-BS, YTX14-BS	CT 1214, EPS 1214
Kawasaki	ZX1100-D Ninja ZX-11	1995	GYZ16H, YTX14H-BS, YTX14-BS	CT 1214, EPS 1214
Kawasaki	ZX1100-E [GPz1100]	1995	GYZ16H, YTX14H-BS, YTX14-BS	CT 1214, EPS 1214

МАРКА	МОДЕЛЬ МОТОЦИКЛА ИЛИ СКУТЕРА	ДАТА ВЫПУСКА	СООТВЕТСТВИЕ JIS-КОДУ	МОДЕЛЬ DELTA
Kawasaki	KZ1000-P Police	1995	GYZ20HL, YTX20HL-BS, YTX20L-BS, YB18L-A	CT 12201, EPS 12201
Kawasaki	ZG1000-A Concours	1995	GYZ20HL, YTX20HL-BS, YTX20L-BS, YB18L-A	CT 12201, EPS 12201
Kawasaki	ZX750-J Ninja ZX-7	1995	YTX12-BS	CT 1212
Kawasaki	ZX900-B Ninja (ZX-9R)	1995	YTX12-BS	CT 1212
Kawasaki	ZX600-E, F Ninja ZX-6, 6R	1995	YTX12-BS	CT 1212
Kawasaki	Ninja GPZ900R ZX900A1-A16	1995	YTX14AHL-BS, SYB14L-A2	CT 1214.1
Kawasaki	KL650-A, E, KLR	1995	YTX14AHL-BS, SYB14L-A2	CT 1214.1
Kawasaki	VN750-A Vulcan	1995	YTX14AHL-BS, SYB14L-A2	CT 1214.1
Kawasaki	EX500-D Ninja 500	1995	YTX14AHL-BS, SYB14L-A2	CT 1214.1
Kawasaki	ZR1100	1995	YTX20CH-BS, YTX16-BS	EPS 1218.1
Kawasaki	1200 ZG1200 Voyager XII	1995	YTX24HL-BS, SY50-N18L-AT	CT 1220, EPS 1220
Kawasaki	VN1500 Vulcan 88, SE	1995	YTX24HL-BS, Y50-N18L-A-CX	CT 1220, EPS 1220
Kawasaki	KLX650C, R	1995	YTX9-BS	CT 1209
Kawasaki	ZX750 Ninja ZX-7RR	1995	YTX9-BS	CT 1209
Kawasaki	EX250 Ninja	1995	YTZ8V, YTX7L-BS	CT 1205, CT 1207.1, CT 1207.2
Kawasaki	ZX1100-D Ninja ZX-11 [CN]	1994	GYZ16H, YTX14H-BS, YTX14-BS	CT 1214, EPS 1214
Kawasaki	ZG1000-A Concours	1994	GYZ20HL, YTX20HL-BS, YTX20L-BS, YB18L-A	CT 12201, EPS 12201
Kawasaki	KZ1000-P Police	1994	GYZ20HL, YTX20HL-BS, YTX20L-BS, YB18L-A	CT 12201, EPS 12201
Kawasaki	ZX750-J Ninja ZX-7	1994	YTX12-BS	CT 1212
Kawasaki	ZR750-C Zephyr	1994	YTX12-BS	CT 1212
Kawasaki	ZX900-B Ninja (ZX-9R)	1994	YTX12-BS	CT 1212
Kawasaki	ZX600-E, F Ninja ZX-6, 6R	1994	YTX12-BS	CT 1212
Kawasaki	EX500-D Ninja 500	1994	YTX14AHL-BS, SYB14L-A2	CT 1214.1
Kawasaki	VN750-A Vulcan	1994	YTX14AHL-BS, SYB14L-A2	CT 1214.1
Kawasaki	KL650-A, E, KLR	1994	YTX14AHL-BS, SYB14L-A2	CT 1214.1
Kawasaki	Ninja GPZ900R ZX900A1-A16	1994	YTX14AHL-BS, SYB14L-A2	CT 1214.1
Kawasaki	ZR1100	1994	YTX20CH-BS, YTX16-BS	EPS 1218.1
Kawasaki	1200 ZG1200 Voyager XII	1994	YTX24HL-BS, SY50-N18L-AT	CT 1220, EPS 1220
Kawasaki	VN1500 Vulcan 88, SE	1994	YTX24HL-BS, Y50-N18L-A-CX	CT 1220, EPS 1220
Kawasaki	ZX750 Ninja ZX-7RR	1994	YTX9-BS	CT 1209
Kawasaki	KLX650C, R	1994	YTX9-BS	CT 1209
Kawasaki	ZX1100-D Ninja ZX-11 [CN]	1993	GYZ16H, YTX14H-BS, YTX14-BS	CT 1214, EPS 1214
Kawasaki	KZ1000-P Police	1993	GYZ20HL, YTX20HL-BS, YTX20L-BS, YB18L-A	CT 12201, EPS 12201
Kawasaki	ZG1000-A Concours	1993	GYZ20HL, YTX20HL-BS, YTX20L-BS, YB18L-A	CT 12201, EPS 12201
Kawasaki	ZX600-E, F Ninja ZX-6, 6R	1993	YTX12-BS	CT 1212
Kawasaki	ZR750-C Zephyr	1993	YTX12-BS	CT 1212
Kawasaki	ZX750-J Ninja ZX-7	1993	YTX12-BS	CT 1212
Kawasaki	VN750-A Vulcan	1993	YTX14AHL-BS, SYB14L-A2	CT 1214.1
Kawasaki	Ninja GPZ900R ZX900A1-A16	1993	YTX14AHL-BS, SYB14L-A2	CT 1214.1
Kawasaki	EX500-A	1993	YTX14AHL-BS, SYB14L-A2	CT 1214.1
Kawasaki	ZX1100-C Ninja ZX-11	1993	YTX14AHL-BS, SYB14L-A2	CT 1214.1
Kawasaki	KL650-A, E, KLR	1993	YTX14AHL-BS, SYB14L-A2	CT 1214.1
Kawasaki	ZR1100	1993	YTX20CH-BS, YTX16-BS	EPS 1218.1
Kawasaki	1200 ZG1200 Voyager XII	1993	YTX24HL-BS, SY50-N18L-AT	CT 1220, EPS 1220
Kawasaki	VN1500 Vulcan 88, SE	1993	YTX24HL-BS, Y50-N18L-A-CX	CT 1220, EPS 1220
Kawasaki	ZX750 Ninja ZX-7RR	1993	YTX9-BS	CT 1209
Kawasaki	KLX650C, R	1993	YTX9-BS	CT 1209
Kawasaki	KZ1000-P Police	1992	GYZ20HL, YTX20HL-BS, YTX20L-BS, YB18L-A	CT 12201, EPS 12201
Kawasaki	ZG1000-A Concours	1992	GYZ20HL, YTX20HL-BS, YTX20L-BS, YB18L-A	CT 12201, EPS 12201
Kawasaki	ZX750-J Ninja ZX-7	1992	YTX12-BS	CT 1212
Kawasaki	ZR750-C Zephyr	1992	YTX12-BS	CT 1212

# #ДЕЛЬТА ЗАВОДИТ



МАРКА	МОДЕЛЬ МОТОЦИКЛА ИЛИ СКУТЕРА	ДАТА ВЫПУСКА	СООТВЕТВИЕ JIS-КОДУ	МОДЕЛЬ DELTA
Kawasaki	KL650-A, E, KLR	1992	YTX14AHL-BS, SYB14L-A2	CT 1214.1
Kawasaki	VN750-A Vulcan	1992	YTX14AHL-BS, SYB14L-A2	CT 1214.1
Kawasaki	EX500-A	1992	YTX14AHL-BS, SYB14L-A2	CT 1214.1
Kawasaki	ZX1100-C Ninja ZX-11	1992	YTX14AHL-BS, SYB14L-A2	CT 1214.1
Kawasaki	Ninja GPZ900R ZX900A1-A16	1992	YTX14AHL-BS, SYB14L-A2	CT 1214.1
Kawasaki	ZR1100	1992	YTX20CH-BS, YTX16-BS	EPS 1218.1
Kawasaki	1200 ZG1200 Voyager XII	1992	YTX24HL-BS, SY50-N18L-AT	CT 1220, EPS 1220
Kawasaki	VN1500 Vulcan 88, SE	1992	YTX24HL-BS, Y50-N18L-A-CX	CT 1220, EPS 1220
Kawasaki	ZX750 Ninja ZX-7RR	1992	YTX9-BS	CT 1209
Kawasaki	ZG1000-A Concours	1991	GYZ20HL, YTX20HL-BS, YTX20L-BS, YB18L-A	CT 12201, EPS 12201
Kawasaki	KZ1000-P Police	1991	GYZ20HL, YTX20HL-BS, YTX20L-BS, YB18L-A	CT 12201, EPS 12201
Kawasaki	ZR750-C Zephyr	1991	YTX12-BS	CT 1212
Kawasaki	ZX750-J Ninja ZX-7	1991	YTX12-BS	CT 1212
Kawasaki	VN750-A Vulcan	1991	YTX14AHL-BS, SYB14L-A2	CT 1214.1
Kawasaki	EX500-A	1991	YTX14AHL-BS, SYB14L-A2	CT 1214.1
Kawasaki	KL650-B Tengai	1991	YTX14AHL-BS, SYB14L-A2	CT 1214.1
Kawasaki	KL650-A, E, KLR	1991	YTX14AHL-BS, SYB14L-A2	CT 1214.1
Kawasaki	ZX1100-C Ninja ZX-11	1991	YTX14AHL-BS, SYB14L-A2	CT 1214.1
Kawasaki	Ninja GPZ900R ZX900A1-A16	1991	YTX14AHL-BS, SYB14L-A2	CT 1214.1
Kawasaki	1200 ZG1200 Voyager XII	1991	YTX24HL-BS, SY50-N18L-AT	CT 1220, EPS 1220
Kawasaki	VN1500 Vulcan 88, SE	1991	YTX24HL-BS, Y50-N18L-A-CX	CT 1220, EPS 1220
Kawasaki	ZX750 Ninja ZX-7RR	1991	YTX9-BS	CT 1209
Kawasaki	KZ1000-P Police	1990	GYZ20HL, YTX20HL-BS, YTX20L-BS, YB18L-A	CT 12201, EPS 12201
Kawasaki	ZG1000-A Concours	1990	GYZ20HL, YTX20HL-BS, YTX20L-BS, YB18L-A	CT 12201, EPS 12201
Kawasaki	EX500-A	1990	YTX14AHL-BS, SYB14L-A2	CT 1214.1
Kawasaki	ZX750-F Ninja	1990	YTX14AHL-BS, SYB14L-A2	CT 1214.1
Kawasaki	KL650-A, E, KLR	1990	YTX14AHL-BS, SYB14L-A2	CT 1214.1
Kawasaki	Ninja GPZ900R ZX900A1-A16	1990	YTX14AHL-BS, SYB14L-A2	CT 1214.1
Kawasaki	KL650-B Tengai	1990	YTX14AHL-BS, SYB14L-A2	CT 1214.1
Kawasaki	ZX1100-C Ninja ZX-11	1990	YTX14AHL-BS, SYB14L-A2	CT 1214.1
Kawasaki	ZX10R	1990	YTX14AHL-BS, SYB14L-A2	CT 1214.1
Kawasaki	VN750-A Vulcan	1990	YTX14AHL-BS, SYB14L-A2	CT 1214.1
Kawasaki	1200 ZG1200 Voyager XII	1990	YTX24HL-BS, SY50-N18L-AT	CT 1220, EPS 1220
Kawasaki	VN1500 Vulcan 88, SE	1990	YTX24HL-BS, Y50-N18L-A-CX	CT 1220, EPS 1220
Kawasaki	KZ1000-P Police	1989	GYZ20HL, YTX20HL-BS, YTX20L-BS, YB18L-A	CT 12201, EPS 12201
Kawasaki	ZG1000-A Concours	1989	GYZ20HL, YTX20HL-BS, YTX20L-BS, YB18L-A	CT 12201, EPS 12201
Kawasaki	Ninja GPZ900R ZX900A1-A16	1989	YTX14AHL-BS, SYB14L-A2	CT 1214.1
Kawasaki	VN750-A Vulcan	1989	YTX14AHL-BS, SYB14L-A2	CT 1214.1
Kawasaki	KL650-A, E, KLR	1989	YTX14AHL-BS, SYB14L-A2	CT 1214.1
Kawasaki	EX500-A	1989	YTX14AHL-BS, SYB14L-A2	CT 1214.1
Kawasaki	ZX1000-B Ninja ZX10	1989	YTX14AHL-BS, SYB14L-A2	CT 1214.1
Kawasaki	ZX10R	1989	YTX14AHL-BS, SYB14L-A2	CT 1214.1
Kawasaki	ZX750-F Ninja	1989	YTX14AHL-BS, SYB14L-A2	CT 1214.1
Kawasaki	ZX750-H Ninja ZX-7	1989	YTX14AHL-BS, SYB14L-A2	CT 1214.1
Kawasaki	1200 ZG1200 Voyager XII	1989	YTX24HL-BS, SY50-N18L-AT	CT 1220, EPS 1220
Kawasaki	VN1500 Vulcan 88, SE	1989	YTX24HL-BS, Y50-N18L-A-CX	CT 1220, EPS 1220
Kawasaki	ZG1000-A Concours	1988	GYZ20HL, YTX20HL-BS, YTX20L-BS, YB18L-A	CT 12201, EPS 12201
Kawasaki	KZ1000-P Police	1988	GYZ20HL, YTX20HL-BS, YTX20L-BS, YB18L-A	CT 12201, EPS 12201
Kawasaki	Ninja GPZ900R ZX900A1-A16	1988	YTX14AHL-BS, SYB14L-A2	CT 1214.1
Kawasaki	VN750-A Vulcan	1988	YTX14AHL-BS, SYB14L-A2	CT 1214.1
Kawasaki	EX500-A	1988	YTX14AHL-BS, SYB14L-A2	CT 1214.1

МАРКА	МОДЕЛЬ МОТОЦИКЛА ИЛИ СКУТЕРА	ДАТА ВЫПУСКА	СООТВЕТВИЕ JIS-КОДУ	МОДЕЛЬ DELTA
Kawasaki	ZX750-F Ninja	1988	YTX14AHL-BS, SYB14L-A2	CT 1214.1
Kawasaki	ZX10R	1988	YTX14AHL-BS, SYB14L-A2	CT 1214.1
Kawasaki	KL650-A, E, KLR	1988	YTX14AHL-BS, SYB14L-A2	CT 1214.1
Kawasaki	ZX1000-B Ninja ZX10	1988	YTX14AHL-BS, SYB14L-A2	CT 1214.1
Kawasaki	1200 ZG1200 Voyager XII	1988	YTX24HL-BS, SY50-N18L-AT	CT 1220, EPS 1220
Kawasaki	VN1500 Vulcan 88, SE	1988	YTX24HL-BS, Y50-N18L-A-CX	CT 1220, EPS 1220
Kawasaki	ZG1000-A Concours	1987	GYZ20HL, YTX20HL-BS, YTX20L-BS, YB18L-A	CT 12201, EPS 12201
Kawasaki	KZ1000-P Police	1987	GYZ20HL, YTX20HL-BS, YTX20L-BS, YB18L-A	CT 12201, EPS 12201
Kawasaki	Ninja GPZ900R ZX900A1-A16	1987	YTX14AHL-BS, SYB14L-A2	CT 1214.1
Kawasaki	ZX10R	1987	YTX14AHL-BS, SYB14L-A2	CT 1214.1
Kawasaki	ZX1000-A Ninja 1000R, GPZ1000RX	1987	YTX14AHL-BS, SYB14L-A2	CT 1214.1
Kawasaki	ZX750-F Ninja	1987	YTX14AHL-BS, SYB14L-A2	CT 1214.1
Kawasaki	EX500-A	1987	YTX14AHL-BS, SYB14L-A2	CT 1214.1
Kawasaki	KL650-A, E, KLR	1987	YTX14AHL-BS, SYB14L-A2	CT 1214.1
Kawasaki	VN750-A Vulcan	1987	YTX14AHL-BS, SYB14L-A2	CT 1214.1
Kawasaki	ZL1000-A	1987	YTX14AHL-BS, SYB14L-A2	CT 1214.1
Kawasaki	1200 ZG1200 Voyager XII	1987	YTX24HL-BS, SY50-N18L-AT	CT 1220, EPS 1220
Kawasaki	VN1500 Vulcan 88, SE	1987	YTX24HL-BS, Y50-N18L-A-CX	CT 1220, EPS 1220
Kawasaki	ZG1000-A Concours	1986	GYZ20HL, YTX20HL-BS, YTX20L-BS, YB18L-A	CT 12201, EPS 12201
Kawasaki	KZ1000-P Police	1986	GYZ20HL, YTX20HL-BS, YTX20L-BS, YB18L-A	CT 12201, EPS 12201
Kawasaki	ZX1000-A Ninja 1000R, GPZ1000RX	1986	YTX14AHL-BS, SYB14L-A2	CT 1214.1
Kawasaki	ZX10R	1986	YTX14AHL-BS, SYB14L-A2	CT 1214.1
Kawasaki	VN750-A Vulcan	1986	YTX14AHL-BS, SYB14L-A2	CT 1214.1
Kawasaki	KL600-B KLR	1986	YTX14AHL-BS, SYB14L-A2	CT 1214.1
Kawasaki	ZL900-A Eliminator	1986	YTX14AHL-BS, SYB14L-A2	CT 1214.1
Kawasaki	Ninja GPZ900R ZX900A1-A16	1986	YTX14AHL-BS, SYB14L-A2	CT 1214.1
Kawasaki	1200 ZG1200 Voyager XII	1986	YTX24HL-BS, SY50-N18L-AT	CT 1220, EPS 1220
Kawasaki	KZ1000-P Police	1985	GYZ20HL, YTX20HL-BS, YTX20L-BS, YB18L-A	CT 12201, EPS 12201
Kawasaki	ZL900-A Eliminator	1985	YTX14AHL-BS, SYB14L-A2	CT 1214.1
Kawasaki	ZN700-A LTD	1985	YTX14AHL-BS, SYB14L-A2	CT 1214.1
Kawasaki	ZN1100-B LTD	1985	YTX14AHL-BS, SYB14L-A2	CT 1214.1
Kawasaki	VN700-A Vulcan	1985	YTX14AHL-BS, SYB14L-A2	CT 1214.1
Kawasaki	ZN750-A LTD	1985	YTX14AHL-BS, SYB14L-A2	CT 1214.1
Kawasaki	KL600-B KLR	1985	YTX14AHL-BS, SYB14L-A2	CT 1214.1
Kawasaki	Ninja GPZ900R ZX900A1-A16	1985	YTX14AHL-BS, SYB14L-A2	CT 1214.1
Kawasaki	KZ1000-P Police	1984	GYZ20HL, YTX20HL-BS, YTX20L-BS, YB18L-A	CT 12201, EPS 12201
Kawasaki	ZX1100-A GPz	1984	YB16L-B	EPS 12201
Kawasaki	ZN700-A LTD	1984	YTX14AHL-BS, SYB14L-A2	CT 1214.1
Kawasaki	ZN1100-B LTD	1984	YTX14AHL-BS, SYB14L-A2	CT 1214.1
Kawasaki	Ninja GPZ900R ZX900A1-A16	1984	YTX14AHL-BS, SYB14L-A2	CT 1214.1
Kawasaki	ZN750-A LTD	1984	YTX14AHL-BS, SYB14L-A2	CT 1214.1
Kawasaki	KZ1000-R Replica	1983	GYZ20HL, YTX20HL-BS, YTX20L-BS, YB18L-A	CT 12201, EPS 12201
Kawasaki	KZ1100-A, LTD	1983	GYZ20HL, YTX20HL-BS, YTX20L-BS, YB18L-A	CT 12201, EPS 12201
Kawasaki	KZ1000, LTD, CSR	1983	GYZ20HL, YTX20HL-BS, YTX20L-BS, YB18L-A	CT 12201, EPS 12201
Kawasaki	KZ1000-P Police	1983	GYZ20HL, YTX20HL-BS, YTX20L-BS, YB18L-A	CT 12201, EPS 12201
Kawasaki	ZX1100-A GPz	1983	YB16L-B	EPS 12201
Kawasaki	KZ750-F LTD, Spectre	1983	YTX14AHL-BS, SYB14L-A2	CT 1214.1
Kawasaki	KZ1100-B GP	1982	GYZ20HL, YTX20HL-BS, YTX20L-BS, YB16L-B	CT 12201, EPS 12201

# #ДЕЛЬТА ЗАВОДИТ



МАРКА	МОДЕЛЬ МОТОЦИКЛА ИЛИ СКУТЕРА	ДАТА ВЫПУСКА	СООТВЕТВИЕ JIS-КОДУ	МОДЕЛЬ DELTA
Kawasaki	KZ1100-A, LTD	1982	GYZ20HL, YTX20HL-BS, YTX20L-BS, YB18L-A	CT 12201, EPS 12201
Kawasaki	KZ1000, LTD, CSR	1982	GYZ20HL, YTX20HL-BS, YTX20L-BS, YB18L-A	CT 12201, EPS 12201
Kawasaki	KZ1000-P Police	1982	GYZ20HL, YTX20HL-BS, YTX20L-BS, YB18L-A	CT 12201, EPS 12201
Kawasaki	KZ1000-R Replica	1982	GYZ20HL, YTX20HL-BS, YTX20L-BS, YB18L-A	CT 12201, EPS 12201
Kawasaki	KZ1300 Touring	1982	YTX24HL-BS, Y50-N18L-A-CX	CT 1220, EPS 1220
Kawasaki	KZ1100-B GP	1981	GYZ20HL, YTX20HL-BS, YTX20L-BS, YB16L-B	CT 12201, EPS 12201
Kawasaki	KZ1000-C Police	1981	GYZ20HL, YTX20HL-BS, YTX20L-BS, YB16L-B	CT 12201, EPS 12201
Kawasaki	KZ1000, LTD, CSR	1981	GYZ20HL, YTX20HL-BS, YTX20L-BS, YB18L-A	CT 12201, EPS 12201
Kawasaki	KZ1100-A, LTD	1981	GYZ20HL, YTX20HL-BS, YTX20L-BS, YB18L-A	CT 12201, EPS 12201
Kawasaki	KZ1300 Touring	1981	YTX24HL-BS, Y50-N18L-A-CX	CT 1220, EPS 1220
Kawasaki	KZ1000-C Police	1980	GYZ20HL, YTX20HL-BS, YTX20L-BS, YB16L-B	CT 12201, EPS 12201
Kawasaki	KZ1000-E ST, Shaft	1980	GYZ20HL, YTX20HL-BS, YTX20L-BS, YB16L-B	CT 12201, EPS 12201
Kawasaki	KZ1000, LTD	1980	YTX14AHL-BS, SYB14L-A2	CT 1214.1
Kawasaki	KZ1000-G Classic	1980	YTX14AHL-BS, SYB14L-A2	CT 1214.1
Kawasaki	KZ1000-D, Z1-R	1980	YTX14AHL-BS, YB14L-A2	CT 1214.1
Kawasaki	KZ1300 Touring	1980	YTX24HL-BS, Y50-N18L-A-CX	CT 1220, EPS 1220
Kawasaki	KZ1000-E ST, Shaft	1979	GYZ20HL, YTX20HL-BS, YTX20L-BS, YB16L-B	CT 12201, EPS 12201
Kawasaki	KZ200-A	1979	YB10L-B	CT 1210
Kawasaki	KZ1000-C Police, Z1-R	1979	YTX14AHL-BS, SYB14L-A2	CT 1214.1
Kawasaki	KZ1000, LTD	1979	YTX14AHL-BS, SYB14L-A2	CT 1214.1
Kawasaki	KZ1000-D, Z1-R	1979	YTX14AHL-BS, YB14L-A2	CT 1214.1
Kawasaki	KZ1300 Touring	1979	YTX24HL-BS, Y50-N18L-A-CX	CT 1220, EPS 1220
Kawasaki	KZ200-A	1978	YB10L-B	CT 1210
Kawasaki	KZ1000-C Police, Z1-R	1978	YTX14AHL-BS, SYB14L-A2	CT 1214.1
Kawasaki	KZ1000, LTD	1978	YTX14AHL-BS, SYB14L-A2	CT 1214.1
Kawasaki	KZ1000-D, Z1-R	1978	YTX14AHL-BS, YB14L-A2	CT 1214.1
Kawasaki	KZ1000, LTD	1977	YTX14AHL-BS, SYB14L-A2	CT 1214.1
Kawasaki	Z900 (Z1 Series)	1976	YTX14AHL-BS, SYB14L-A2	CT 1214.1
Kawasaki	Z900 (Z1 Series)	1975	YTX14AHL-BS, SYB14L-A2	CT 1214.1
Kawasaki	Z900 (Z1 Series)	1974	YTX14AHL-BS, SYB14L-A2	CT 1214.1
Kawasaki	Z900 (Z1 Series)	1973	YTX14AHL-BS, SYB14L-A2	CT 1214.1
Kawasaki	H1 Series	1972	YB9-B	CT 1210
Kawasaki	Z900 (Z1 Series)	1972	YTX14AHL-BS, SYB14L-A2	CT 1214.1
Kawasaki	A7 Series	1971	YB9-B	CT 1210
Kawasaki	H1 Series	1971	YB9-B	CT 1210
Kawasaki	A1 Series	1971	YB9-B	CT 1210
Kawasaki	H1 Series	1970	YB9-B	CT 1210
Kawasaki	A7 Series	1970	YB9-B	CT 1210
Kawasaki	A1 Series	1970	YB9-B	CT 1210
Kawasaki	A7 Series	1969	YB9-B	CT 1210
Kawasaki	A1 Series	1969	YB9-B	CT 1210
Kawasaki	H1 Series	1969	YB9-B	CT 1210
Kawasaki	A7 Series	1968	YB9-B	CT 1210
Kawasaki	A1 Series	1968	YB9-B	CT 1210
Kawasaki	A7 Series	1967	YB9-B	CT 1210
Kawasaki	A1 Series	1967	YB9-B	CT 1210
Kawasaki	A7 Series	1966	YB9-B	CT 1210
Kawasaki	A1 Series	1966	YB9-B	CT 1210

МАРКА	МОДЕЛЬ МОТОЦИКЛА ИЛИ СКУТЕРА	ДАТА ВЫПУСКА	СООТВЕТСТВИЕ JIS-КОДУ	МОДЕЛЬ DELTA
<b>KL-SHELUNG</b>				
KL-SHELUNG	Club	-	YT4L-BS, YTX4L-BS, YT4L-BS	CT 1204
KL-SHELUNG	Racer	-	YT4L-BS, YTX4L-BS, YT4L-BS	CT 1204
<b>KTM</b>				
KTM	Enduro R	2020	YTZ10S	CT 1210.1
KTM	SMC-R	2020	YTZ10S	CT 1210.1
KTM	Super Adventure	2020	YTZ14S	CT 1211
KTM	Super Duke, R	2019	GYZ16H, YTX14H-BS, YTX14-BS	CT 1214, EPS 1214
KTM	SMC-R	2019	YTZ10S	CT 1210.1
KTM	Enduro R	2019	YTZ10S	CT 1210.1
KTM	Adventure	2019	YTZ14S	CT 1211
KTM	Super Adventure	2019	YTZ14S	CT 1211
KTM	Super Duke, R	2018	GYZ16H, YTX14H-BS, YTX14-BS	CT 1214, EPS 1214
KTM	Duke	2018	YTX9-BS	CT 1209
KTM	RC 390	2018	YTX9-BS	CT 1209
KTM	Enduro R	2018	YTZ10S	CT 1210.1
KTM	Super Adventure	2018	YTZ14S	CT 1211
KTM	Adventure	2018	YTZ14S	CT 1211
KTM	SX-F, EXC, EXC-F	2018	YTZ5S-BS, YTX4L-BS	CT 1204
KTM	Super Duke, R	2017	GYZ16H, YTX14H-BS, YTX14-BS	CT 1214, EPS 1214
KTM	Duke	2017	YTX9-BS	CT 1209
KTM	Enduro R	2017	YTZ10S	CT 1210.1
KTM	Adventure	2017	YTZ14S	CT 1211
KTM	Super Adventure	2017	YTZ14S	CT 1211
KTM	XC-W, XCF-W	2017	YTZ5S-BS, YTX4L-BS	CT 1204
KTM	SX-F, EXC, EXC-F	2017	YTZ5S-BS, YTX4L-BS	CT 1204
KTM	Super Duke, R	2016	GYZ16H, YTX14H-BS, YTX14-BS	CT 1214, EPS 1214
KTM	Duke	2016	YTX9-BS	CT 1209
KTM	Enduro R	2016	YTZ10S	CT 1210.1
KTM	RC8	2016	YTZ14S	CT 1211
KTM	Adventure	2016	YTZ14S	CT 1211
KTM	Super Adventure	2016	YTZ14S	CT 1211
KTM	SX-F, EXC, EXC-F	2016	YTZ5S-BS, YTX4L-BS	CT 1204
KTM	XC-W, XCF-W	2016	YTZ5S-BS, YTX4L-BS	CT 1204
KTM	SX-F	2016	YTZ5S-BS, YTX4L-BS	CT 1204
KTM	200 XC-W	2016	YTZ5S-BS, YTX4L-BS	CT 1204
KTM	Super Duke, R	2015	GYZ16H, YTX14H-BS, YTX14-BS	CT 1214, EPS 1214
KTM	Duke	2015	YTX9-BS	CT 1209
KTM	Enduro R	2015	YTZ10S	CT 1210.1
KTM	Super Adventure	2015	YTZ14S	CT 1211
KTM	Adventure	2015	YTZ14S	CT 1211
KTM	RC8	2015	YTZ14S	CT 1211
KTM	200 XC-W	2015	YTZ5S-BS, YTX4L-BS	CT 1204
KTM	XC-W, XCF-W	2015	YTZ5S-BS, YTX4L-BS	CT 1204
KTM	SX-F, EXC, EXC-F	2015	YTZ5S-BS, YTX4L-BS	CT 1204
KTM	SX-F	2015	YTZ5S-BS, YTX4L-BS	CT 1204
KTM	Super Duke, R	2014	GYZ16H, YTX14H-BS, YTX14-BS	CT 1214, EPS 1214
KTM	Duke	2014	YTX9-BS	CT 1209
KTM	Enduro R	2014	YTZ10S	CT 1210.1
KTM	Adventure	2014	YTZ14S	CT 1211
KTM	RC8	2014	YTZ14S	CT 1211
KTM	Super Adventure	2014	YTZ14S	CT 1211
KTM	EXC-F	2014	YTZ5S-BS, YTX4L-BS	CT 1204
KTM	SX-F, EXC, EXC-F	2014	YTZ5S-BS, YTX4L-BS	CT 1204
KTM	SX-F	2014	YTZ5S-BS, YTX4L-BS	CT 1204
KTM	200 XC-W	2014	YTZ7S, YTX5L-BS	CT 1205, CT 1207.2



# #ДЕЛЬТА ЗАВОДИТ



МАРКА	МОДЕЛЬ МОТОЦИКЛА ИЛИ СКУТЕРА	ДАТА ВЫПУСКА	СООТВЕТСТВИЕ JIS-КОДУ	МОДЕЛЬ DELTA
KTM	XC-W	2014	YTZ7S, YTX5L-BS	CT 1205, CT 1207.2
KTM	XC, XC-W	2014	YTZ7S, YTX5L-BS	CT 1205, CT 1207.2
KTM	Supermoto, SM R	2013	YTZ10S	CT 1210.1
KTM	Enduro R	2013	YTZ10S	CT 1210.1
KTM	Super Duke	2013	YTZ14S	CT 1211
KTM	RC8	2013	YTZ14S	CT 1211
KTM	Adventure	2013	YTZ14S	CT 1211
KTM	SX-F	2013	YTZ5S-BS, YTX4L-BS	CT 1204
KTM	450SMR	2013	YTZ5S-BS, YTX4L-BS	CT 1204
KTM	200 XC-W	2013	YTZ5S-BS, YTX4L-BS	CT 1204
KTM	XC-W	2013	YTZ5S-BS, YTX4L-BS	CT 1204
KTM	XC, XC-W, EXC-F	2013	YTZ5S-BS, YTX4L-BS	CT 1204
KTM	SX-F, EXC, EXC-F	2013	YTZ5S-BS, YTX4L-BS	CT 1204
KTM	Freeride	2013	YTZ7S, YTX5L-BS	CT 1205, CT 1207.2
KTM	EXC, Racing	2013	YTZ7S, YTX5L-BS	CT 1205, CT 1207.2
KTM	Duke	2013	YTZ8V, YTX7L-BS	CT 1205, CT 1207.1, CT 1207.2
KTM	Duke	2012	YTZ10S	CT 1210.1
KTM	Enduro R	2012	YTZ10S	CT 1210.1
KTM	Supermoto, SM R	2012	YTZ10S	CT 1210.1
KTM	Adventure	2012	YTZ14S	CT 1211
KTM	Super Duke	2012	YTZ14S	CT 1211
KTM	RC8	2012	YTZ14S	CT 1211
KTM	XC, XC-W, EXC-F	2012	YTZ5S-BS, YTX4L-BS	CT 1204
KTM	XC-W	2012	YTZ5S-BS, YTX4L-BS	CT 1204
KTM	SX-F, EXC, EXC-F	2012	YTZ5S-BS, YTX4L-BS	CT 1204
KTM	XC, EXC, XC-W	2012	YTZ5S-BS, YTX4L-BS	CT 1204
KTM	XC, EXC	2012	YTZ5S-BS, YTX4L-BS	CT 1204
KTM	SX-F	2012	YTZ5S-BS, YTX4L-BS	CT 1204
KTM	EXC, Racing	2012	YTZ7S, YTX5L-BS	CT 1205, CT 1207.2
KTM	EXC-F	2012	YTZ7S, YTX5L-BS	CT 1205, CT 1207.2
KTM	XC-F	2012	YTZ7S, YTX5L-BS	CT 1205, CT 1207.2
KTM	EXC-F, XC-W, XCF-W	2012	YTZ7S, YTX5L-BS	CT 1205, CT 1207.2
KTM	450SMR	2012	YTZ7S, YTX5L-BS	CT 1205, CT 1207.2
KTM	Duke	2011	YTZ10S	CT 1210.1
KTM	Enduro R	2011	YTZ10S	CT 1210.1
KTM	Supermoto, SM R	2011	YTZ10S	CT 1210.1
KTM	Superenduro	2011	YTZ14S	CT 1211
KTM	Adventure	2011	YTZ14S	CT 1211
KTM	Super Duke	2011	YTZ14S	CT 1211
KTM	RC8	2011	YTZ14S	CT 1211
KTM	XC-W	2011	YTZ5S-BS, YTX4L-BS	CT 1204
KTM	XC, EXC, XC-W	2011	YTZ5S-BS, YTX4L-BS	CT 1204
KTM	XC, EXC	2011	YTZ5S-BS, YTX4L-BS	CT 1204
KTM	SX-F	2011	YTZ5S-BS, YTX4L-BS	CT 1204
KTM	XC, XC-W, EXC-F	2011	YTZ5S-BS, YTX4L-BS	CT 1204
KTM	XC-F	2011	YTZ7S, YTX5L-BS	CT 1205, CT 1207.2
KTM	EXC-F	2011	YTZ7S, YTX5L-BS	CT 1205, CT 1207.2
KTM	450SMR	2011	YTZ7S, YTX5L-BS	CT 1205, CT 1207.2
KTM	EXC, Racing	2011	YTZ7S, YTX5L-BS	CT 1205, CT 1207.2
KTM	EXC-F, XC-W, XCF-W	2011	YTZ7S, YTX5L-BS	CT 1205, CT 1207.2
KTM	XCF-W	2011	YTZ7S, YTX5L-BS	CT 1205, CT 1207.2
KTM	Enduro R	2010	YTZ10S	CT 1210.1
KTM	Duke	2010	YTZ10S	CT 1210.1
KTM	Supermoto, SM R	2010	YTZ10S	CT 1210.1
KTM	Superenduro	2010	YTZ14S	CT 1211
KTM	RC8	2010	YTZ14S	CT 1211
KTM	Super Duke	2010	YTZ14S	CT 1211

МАРКА	МОДЕЛЬ МОТОЦИКЛА ИЛИ СКУТЕРА	ДАТА ВЫПУСКА	СООТВЕТСТВИЕ JIS-КОДУ	МОДЕЛЬ DELTA
KTM	Adventure	2010	YTZ14S	CT 1211
KTM	XC-W	2010	YTZ5S-BS, YTX4L-BS	CT 1204
KTM	XC-F	2010	YTZ7S, YTX5L-BS	CT 1205, CT 1207.2
KTM	EXC, Racing	2010	YTZ7S, YTX5L-BS	CT 1205, CT 1207.2
KTM	SX-F, XC-F, XC-W	2010	YTZ7S, YTX5L-BS	CT 1205, CT 1207.2
KTM	XCF-W	2010	YTZ7S, YTX5L-BS	CT 1205, CT 1207.2
KTM	450SMR	2010	YTZ7S, YTX5L-BS	CT 1205, CT 1207.2
KTM	EXF	2010	YTZ7S, YTX5L-BS	CT 1205, CT 1207.2
KTM	Enduro R	2009	YTZ10S	CT 1210.1
KTM	SMC, SXC	2009	YTZ10S	CT 1210.1
KTM	Supermoto, SM R	2009	YTZ10S	CT 1210.1
KTM	Duke	2009	YTZ10S	CT 1210.1
KTM	RC8	2009	YTZ14S	CT 1211
KTM	Superenduro	2009	YTZ14S	CT 1211
KTM	Adventure	2009	YTZ14S	CT 1211
KTM	Super Duke	2009	YTZ14S	CT 1211
KTM	XC-W	2009	YTZ5S-BS, YTX4L-BS	CT 1204
KTM	450SMR	2009	YTZ7S, YTX5L-BS	CT 1205, CT 1207.2
KTM	XC-F	2009	YTZ7S, YTX5L-BS	CT 1205, CT 1207.2
KTM	XCF-W	2009	YTZ7S, YTX5L-BS	CT 1205, CT 1207.2
KTM	EXF	2009	YTZ7S, YTX5L-BS	CT 1205, CT 1207.2
KTM	EXC, Racing	2009	YTZ7S, YTX5L-BS	CT 1205, CT 1207.2
KTM	SX-F, XC-F, XC-W	2009	YTZ7S, YTX5L-BS	CT 1205, CT 1207.2
KTM	SMC, SXC	2008	YTZ10S	CT 1210.1
KTM	Enduro R	2008	YTZ10S	CT 1210.1
KTM	Duke II, LC4, Adventure	2008	YTZ10S	CT 1210.1
KTM	Supermoto, SM R	2008	YTZ10S	CT 1210.1
KTM	Duke	2008	YTZ10S	CT 1210.1
KTM	Super Duke	2008	YTZ14S	CT 1211
KTM	Adventure	2008	YTZ14S	CT 1211
KTM	XC-W	2008	YTZ5S-BS, YTX4L-BS	CT 1204
KTM	EXC, Racing	2008	YTZ7S, YTX5L-BS	CT 1205, CT 1207.2
KTM	SX-F, XC-F, XC-W	2008	YTZ7S, YTX5L-BS	CT 1205, CT 1207.2
KTM	XC-F	2008	YTZ7S, YTX5L-BS	CT 1205, CT 1207.2
KTM	XCF-W	2008	YTZ7S, YTX5L-BS	CT 1205, CT 1207.2
KTM	EXF	2008	YTZ7S, YTX5L-BS	CT 1205, CT 1207.2
KTM	Supermoto, SM R	2007	YTZ10S	CT 1210.1
KTM	SMC, SXC	2007	YTZ10S	CT 1210.1
KTM	Duke II, LC4, Adventure	2007	YTZ10S	CT 1210.1
KTM	Adventure	2007	YTZ14S	CT 1211
KTM	Super Duke	2007	YTZ14S	CT 1211
KTM	XCF-W	2007	YTZ7S, YTX5L-BS	CT 1205, CT 1207.2
KTM	XC-F	2007	YTZ7S, YTX5L-BS	CT 1205, CT 1207.2
KTM	EXF	2007	YTZ7S, YTX5L-BS	CT 1205, CT 1207.2
KTM	EXC, Racing	2007	YTZ7S, YTX5L-BS	CT 1205, CT 1207.2
KTM	SMC, SXC	2006	YTZ10S	CT 1210.1
KTM	Duke II, LC4, Adventure	2006	YTZ10S	CT 1210.1
KTM	Super Duke	2006	YTZ14S	CT 1211
KTM	Adventure	2006	YTZ14S	CT 1211
KTM	EXC, Racing	2006	YTZ7S, YTX5L-BS	CT 1205, CT 1207.2
KTM	EXF	2006	YTZ7S, YTX5L-BS	CT 1205, CT 1207.2
KTM	XCF-W	2006	YTZ7S, YTX5L-BS	CT 1205, CT 1207.2
KTM	SMC, SXC	2005	YTZ10S	CT 1210.1
KTM	Duke II, LC4, Adventure	2005	YTZ10S	CT 1210.1
KTM	Adventure	2005	YTZ14S	CT 1211
KTM	Super Duke	2005	YTZ14S	CT 1211
KTM	EXC, Racing	2005	YTZ5S-BS, YTX4L-BS	CT 1204

МАРКА	МОДЕЛЬ МОТОЦИКЛА ИЛИ СКУТЕРА	ДАТА ВЫПУСКА	СООТВЕТСТВИЕ JIS-КОДУ	МОДЕЛЬ DELTA
KTM	EXF	2005	YTZ7S, YTX5L-BS	CT 1205, CT 1207.2
KTM	SMC, SXC	2004	YTZ10S	CT 1210.1
KTM	Duke II, LC4, Adventure	2004	YTZ10S	CT 1210.1
KTM	Super Duke	2004	YTZ14S	CT 1211
KTM	Adventure	2004	YTZ14S	CT 1211
KTM	EXC, Racing	2004	YTZ5S-BS, YTX4L-BS	CT 1204
KTM	SMC, SXC	2003	YTZ10S	CT 1210.1
KTM	Duke II, LC4, Adventure	2003	YTZ10S	CT 1210.1
KTM	Adventure	2003	YTZ14S	CT 1211
KTM	Super Duke	2003	YTZ14S	CT 1211
KTM	EXC, Racing	2003	YTZ5S-BS, YTX4L-BS	CT 1204
KTM	MX Desert Racing	2003	YTZ7S, YTX5L-BS	CT 1205, CT 1207.2
KTM	Adventurer, Duke, RXC LC4 Super Moto	2002	YTX9-BS	CT 1209
KTM	E/XC, M/XC Racing 4-Stroke	2002	YTZ5S-BS, YTX4L-BS	CT 1204
KTM	E/XC Racing 4-Stroke	2002	YTZ5S-BS, YTX4L-BS	CT 1204
KTM	E/XC Racing 4-Stroke (Opt)	2002	YTZ7S, YTX5L-BS	CT 1205, CT 1207.2
KTM	E/XC, M/XC Racing 4-Stroke (Opt)	2002	YTZ7S, YTX5L-BS	CT 1205, CT 1207.2
KTM	RXC LC4	2001	YTX9-BS	CT 1209
KTM	Adventurer, Duke, RXC LC4 Super Moto	2001	YTX9-BS	CT 1209
KTM	E/XC, M/XC Racing 4-Stroke	2001	YTZ5S-BS, YTX4L-BS	CT 1204
KTM	E/XC Racing 4-Stroke	2001	YTZ5S-BS, YTX4L-BS	CT 1204
KTM	E/XC, M/XC Racing 4-Stroke (Opt)	2001	YTZ7S, YTX5L-BS	CT 1205, CT 1207.2
KTM	E/XC Racing 4-Stroke (Opt)	2001	YTZ7S, YTX5L-BS	CT 1205, CT 1207.2
KTM	Adventurer, Duke, RXC LC4 Super Moto	2000	YTX9-BS	CT 1209
KTM	RXC LC4	2000	YTX9-BS	CT 1209
KTM	E/XC Racing 4-Stroke	2000	YTZ5S-BS, YTX4L-BS	CT 1204
KTM	E/XC, M/XC Racing 4-Stroke	2000	YTZ5S-BS, YTX4L-BS	CT 1204
KTM	E/XC, M/XC Racing 4-Stroke (Opt)	2000	YTZ7S, YTX5L-BS	CT 1205, CT 1207.2
KTM	MXC Racing	2000	YTZ7S, YTX5L-BS	CT 1205, CT 1207.2
KTM	E/XC Racing 4-Stroke (Opt)	2000	YTZ7S, YTX5L-BS	CT 1205, CT 1207.2
KTM	RXC LC4	1999	YTX9-BS	CT 1209
KTM	Adventurer, Duke, RXC LC4 Super Moto	1999	YTX9-BS	CT 1209
KTM	RXC LC4	1998	YTX9-BS	CT 1209
KTM	Adventure, Duke, LC4	1998	YTX9-BS	CT 1209
KTM	LC4 E/XC	1998	YTX9-BS	CT 1209
KTM	LC4 E/XC	1997	YTX9-BS	CT 1209
KTM	Adventure, Duke, LC4	1997	YTX9-BS	CT 1209
KTM	RXC LC4	1997	YTX9-BS	CT 1209
KTM	RXC LC4	1996	YTX9-BS	CT 1209
KTM	LC4 E/XC	1996	YTX9-BS	CT 1209
KTM	Adventure, Duke, LC4	1996	YTX9-BS	CT 1209
<b>KYMCО</b>				
Kymco	Agility 50	2019	YTZ7S, YTX5L-BS	CT 1205, CT 1207.2
Kymco	Agility 50	2018	YTZ7S, YTX5L-BS	CT 1205, CT 1207.2
Kymco	Agility 50	2017	YTZ7S, YTX5L-BS	CT 1205, CT 1207.2
Kymco	Xciting 500i	2016	GYZ16H, YTX14H-BS, YTX14-BS	CT 1214, EPS 1214
Kymco	Super 8 150	2016	YTX7A-BS	CT 1207
Kymco	Agility 50	2016	YTX7A-BS	CT 1207
Kymco	Super 8	2016	YTX7A-BS	CT 1207
Kymco	Agility 125	2016	YTZ7S, YTX5L-BS	CT 1205, CT 1207.2
Kymco	Xciting 500i	2015	GYZ16H, YTX14H-BS, YTX14-BS	CT 1214, EPS 1214
Kymco	Super 8	2015	YTX7A-BS	CT 1207
Kymco	Agility 50	2015	YTX7A-BS	CT 1207

МАРКА	МОДЕЛЬ МОТОЦИКЛА ИЛИ СКУТЕРА	ДАТА ВЫПУСКА	СООТВЕТСТВИЕ JIS-КОДУ	МОДЕЛЬ DELTA
Кумсо	Super 8 150	2015	YTX7A-BS	CT 1207
Кумсо	Xciting 500i	2014	GYZ16H, YTX14H-BS, YTX14-BS	CT 1214, EPS 1214
Кумсо	Agility 50	2014	YTX7A-BS	CT 1207
Кумсо	Super 8 150	2014	YTX7A-BS	CT 1207
Кумсо	Super 8	2014	YTX7A-BS	CT 1207
Кумсо	Xciting 500i	2013	GYZ16H, YTX14H-BS, YTX14-BS	CT 1214, EPS 1214
Кумсо	Agility 50	2013	YTX7A-BS	CT 1207
Кумсо	Super 8 150	2013	YTX7A-BS	CT 1207
Кумсо	Super 8	2013	YTX7A-BS	CT 1207
Кумсо	People S 150	2013	YTX7A-BS	CT 1207
Кумсо	People	2013	YTZ7S, YTX5L-BS	CT 1205, CT 1207.2
Кумсо	Xciting 500i	2012	GYZ16H, YTX14H-BS, YTX14-BS	CT 1214, EPS 1214
Кумсо	People S 150	2012	YTX7A-BS	CT 1207
Кумсо	Super 8	2012	YTX7A-BS	CT 1207
Кумсо	Agility 50	2012	YTX7A-BS	CT 1207
Кумсо	Super 8 150	2012	YTX7A-BS	CT 1207
Кумсо	People	2012	YTZ7S, YTX5L-BS	CT 1205, CT 1207.2
Кумсо	Xciting 500i	2011	GYZ16H, YTX14H-BS, YTX14-BS	CT 1214, EPS 1214
Кумсо	Xciting 250i	2011	YTX12-BS	CT 1212
Кумсо	People 250	2011	YTX12-BS	CT 1212
Кумсо	Agility 50	2011	YTX7A-BS	CT 1207
Кумсо	People S 150	2011	YTX7A-BS	CT 1207
Кумсо	Super 8 150	2011	YTX7A-BS	CT 1207
Кумсо	People S 200	2011	YTX7A-BS	CT 1207
Кумсо	Super 8	2011	YTX7A-BS	CT 1207
Кумсо	People	2011	YTZ7S, YTX5L-BS	CT 1205, CT 1207.2
Кумсо	Xciting 500i	2010	GYZ16H, YTX14H-BS, YTX14-BS	CT 1214, EPS 1214
Кумсо	People 250	2010	YTX12-BS	CT 1212
Кумсо	Xciting 250i	2010	YTX12-BS	CT 1212
Кумсо	Super 8 150	2010	YTX7A-BS	CT 1207
Кумсо	People S 50	2010	YTX7A-BS	CT 1207
Кумсо	Agility 50	2010	YTX7A-BS	CT 1207
Кумсо	People S 150	2010	YTX7A-BS	CT 1207
Кумсо	Super 8	2010	YTX7A-BS	CT 1207
Кумсо	People S 125	2010	YTX7A-BS	CT 1207
Кумсо	Venox250	2010	YTX9-BS	CT 1209
Кумсо	Super 9	2010	YTZ7S, YTX5L-BS	CT 1205, CT 1207.2
Кумсо	People	2010	YTZ7S, YTX5L-BS	CT 1205, CT 1207.2
Кумсо	Xciting 500i	2009	GYZ16H, YTX14H-BS, YTX14-BS	CT 1214, EPS 1214
Кумсо	People 250	2009	YTX12-BS	CT 1212
Кумсо	Xciting 400i	2009	YTX12-BS	CT 1212
Кумсо	People S 125	2009	YTX7A-BS	CT 1207
Кумсо	People S 50	2009	YTX7A-BS	CT 1207
Кумсо	Agility 50	2009	YTX7A-BS	CT 1207
Кумсо	Super 8	2009	YTX7A-BS	CT 1207
Кумсо	People S 150	2009	YTX7A-BS	CT 1207
Кумсо	Super 8 150	2009	YTX7A-BS	CT 1207
Кумсо	Venox250	2009	YTX9-BS	CT 1209
Кумсо	People	2009	YTZ7S, YTX5L-BS	CT 1205, CT 1207.2
Кумсо	Super 9	2009	YTZ7S, YTX5L-BS	CT 1205, CT 1207.2
<b>LAVARDA</b>				
LAVARDA	Phoenix	-	YTX9-BS	CT 1209
LAVARDA	Phoenix	-	YTX9-BS	CT 1209
LAVARDA	Formula	-	YT4L-BS, YTX4L-BS, YT4L-BS	CT 1204
<b>LEM</b>				
LEM	Flash	-	YT4L-BS, YTX4L-BS, YT4L-BS	CT 1204

МАРКА	МОДЕЛЬ МОТОЦИКЛА ИЛИ СКУТЕРА	ДАТА ВЫПУСКА	СООТВЕТСТВИЕ JIS-КОДУ	МОДЕЛЬ DELTA
LEM	Ghibli	-	YT4L-BS, YTX4L-BS, YT4L-BS	CT 1204
<b>LIFAN</b>				
LIFAN	LF50QT-26	-	YTX7A-BS	CT 1207
LIFAN	LF50QT-26B	-	YTX7A-BS	CT 1207
LIFAN	LF50QT-2B	-	YTZ7S	CT 1207.2
LIFAN	LF100-C	-	YTX7L-BS	CT 1207.1
LIFAN	LF125-14F	-	YB9-B	CT 1210
LIFAN	LF125T-26	-	YTX7A-BS	CT 1207
LIFAN	LF200GY-3B	-	YTX7A-BS	CT 1207
LIFAN	LF200GY-5	-	YTX7A-BS	CT 1207
LIFAN	LF200-16C	-	YTX7A-BS	CT 1207
LIFAN	LF250-19P	-	YB16AL-A2	CT 1216
LIFAN	LF250-B	-	YB9-B	CT 1210
LIFAN	LF125T-9R	-	YTX7A-BS	CT 1207
<b>MALAGUTTI</b>				
MALAGUTTI	Phantom Max	2004	YTX12-BS	CT 1212
MALAGUTTI	Madison	2000	YB9-B	CT 1210
MALAGUTTI	Madison	2000	YB9-B	CT 1210
MALAGUTTI	Yesterday, Euro	1999	YT4L-BS, YTX4L-BS, YT4L-BS	CT 1204
MALAGUTTI	Phantom F.12	1999	YTX5L-BS, YT5L-BS	CT 1205
MALAGUTTI	Crosser EL	1998	YT4L-BS, YTX4L-BS, YT4L-BS	CT 1204
MALAGUTTI	CR1	1996	YT4L-BS, YTX4L-BS, YT4L-BS	CT 1204
MALAGUTTI	Centro	1994	YT4L-BS, YTX4L-BS, YT4L-BS	CT 1204
MALAGUTTI	Phantom F.12	1994	YT4L-BS, YTX4L-BS, YT4L-BS	CT 1204
MALAGUTTI	Fifty Top	1991	YT4L-BS, YTX4L-BS, YT4L-BS	CT 1204
MALAGUTTI	Dune ES	1989	YT4L-BS, YTX4L-BS, YT4L-BS	CT 1204
MALAGUTTI	Colors	-	YT4L-BS, YTX4L-BS, YT4L-BS	CT 1204
MALAGUTTI	Evolution	-	YT4L-BS, YTX4L-BS, YT4L-BS	CT 1204
MALAGUTTI	F10, F12/F12LC Twin Disk	-	YT4L-BS, YTX4L-BS, YT4L-BS	CT 1204
MALAGUTTI	F15/F15 Twin Disk	-	YT4L-BS, YTX4L-BS, YT4L-BS	CT 1204
MALAGUTTI	Mistral	-	YT4L-BS, YTX4L-BS, YT4L-BS	CT 1204
MALAGUTTI	New Dribbling	-	YT4L-BS, YTX4L-BS, YT4L-BS	CT 1204
MALAGUTTI	RST	-	YT4L-BS, YTX4L-BS, YT4L-BS	CT 1204
MALAGUTTI	Top	-	YT4L-BS, YTX4L-BS, YT4L-BS	CT 1204
MALAGUTTI	F12	-	YTX5L-BS	CT 1205
MALAGUTTI	F18	-	YB9-B	CT 1210
MALAGUTTI	Ciak	-	YB9-B	CT 1210
MALAGUTTI	F18	-	YB9-B	CT 1210
MALAGUTTI	Madison	-	YB9-B	CT 1210
MALAGUTTI	Madison	-	YB9-B	CT 1210
<b>MBK</b>				
MBK	Kilibre	2004	YTX9-BS	CT 1209
MBK	Skyliner 250	2000	YT7B-BS	CT 1208
MBK	Booster Spirit	1999	YT4L-BS, YTX4L-BS, YT4L-BS	CT 1204
MBK	Booster Track	1999	YT4L-BS, YTX4L-BS, YT4L-BS	CT 1204
MBK	Equalis	1999	YT4L-BS, YTX4L-BS, YT4L-BS	CT 1204
MBK	Nitro	1999	YT4L-BS, YTX4L-BS, YT4L-BS	CT 1204
MBK	Ovetto	1999	YT4L-BS, YTX4L-BS, YT4L-BS	CT 1204
MBK	Flame R	1998	YTX7A-BS	CT 1207
MBK	Booster NG	1996 - 1997	YT4L-BS, YTX4L-BS, YT4L-BS	CT 1204
MBK	Booster Rocket	1996 - 1997	YT4L-BS, YTX4L-BS, YT4L-BS	CT 1204
MBK	Forte	1996 - 1997	YT4L-BS, YTX4L-BS, YT4L-BS	CT 1204
MBK	Flame	1995 - 1997	YTX7A-BS	CT 1207
MBK	Fizz	1995 - 1996	YT4L-BS, YTX4L-BS, YT4L-BS	CT 1204
MBK	Booster	1995 - 1996	YTX5L-BS	CT 1205
MBK	Booster Road	1995	YT4L-BS, YTX4L-BS, YT4L-BS	CT 1204

МАРКА	МОДЕЛЬ МОТОЦИКЛА ИЛИ СКУТЕРА	ДАТА ВЫПУСКА	СООТВЕТСТВИЕ JIS-КОДУ	МОДЕЛЬ DELTA
MBK	Evolis	1993 - 1997	YT4L-BS, YTX4L-BS, YT4L-BS	CT 1204
MBK	Booster	1993 - 1996	YT4L-BS, YTX4L-BS, YT4L-BS	CT 1204
MBK	Active	-	YT4L-BS, YTX4L-BS, YT4L-BS	CT 1204
MBK	CTS/SS	-	YT4L-BS, YTX4L-BS, YT4L-BS	CT 1204
MBK	Sorriso	-	YT4L-BS, YTX4L-BS, YT4L-BS	CT 1204
MBK	Target	-	YT4L-BS, YTX4L-BS, YT4L-BS	CT 1204
MBK	Evolis	-	YT4L-BS, YTX4L-BS, YT4L-BS	CT 1204
MBK	Nitro	-	YT4L-BS, YTX4L-BS, YT4L-BS	CT 1204
MBK	Ovetto	-	YT4L-BS, YTX4L-BS, YT4L-BS	CT 1204
MBK	XC Flame/Flame R	-	YTX7A-BS	CT 1207
MBK	Vertex	-	YTX7A-BS	CT 1207
MBK	XT660R	-	YT9B-BS	CT 1209.1
<b>MORINI</b>				
MORINI	Coguardo	-	YB18L-A	CT 12201, EPS 12201
MORINI	Excalibur	-	YB18L-A	CT 12201, EPS 12201
MORINI	Kanguro	-	YB18L-A	CT 12201, EPS 12201
MORINI	New York	-	YB18L-A	CT 12201, EPS 12201
MORINI	Sport bicil. [ElectricStarter]	-	YB18L-A	CT 12201, EPS 12201
MORINI	Turbo	-	YB18L-A	CT 12201, EPS 12201
MORINI	Camel	-	YB18L-A	CT 12201, EPS 12201
MORINI	Coguardo	-	YB18L-A	CT 12201, EPS 12201
MORINI	Excalibur	-	YB18L-A	CT 12201, EPS 12201
MORINI	New York	-	YB18L-A	CT 12201, EPS 12201
<b>MOTO GUZZI</b>				
Moto Guzzi	V75	ALLYEARS	GYZ20HL, YTX20HL-BS, YTX20L-BS, YB18L-A	CT 12201, EPS 12201
Moto Guzzi	Strada	ALLYEARS	GYZ20HL, YTX20HL-BS, YTX20L-BS, YB18L-A	CT 12201, EPS 12201
Moto Guzzi	Nevada	ALLYEARS	GYZ20HL, YTX20HL-BS, YTX20L-BS, YB18L-A	CT 12201, EPS 12201
Moto Guzzi	NTX	ALLYEARS	GYZ20HL, YTX20HL-BS, YTX20L-BS, YB18L-A	CT 12201, EPS 12201
Moto Guzzi	V65 Florida	ALLYEARS	GYZ20HL, YTX20HL-BS, YTX20L-BS, YB18L-A	CT 12201, EPS 12201
Moto Guzzi	Falcone u.t.	ALLYEARS	GYZ20HL, YTX20HL-BS, YTX20L-BS, YB18L-A	CT 12201, EPS 12201
Moto Guzzi	V65	ALLYEARS	GYZ32HL, YIX30L-BS,53030	CT 1230, EPS 1230
Moto Guzzi	Daytona	ALLYEARS	GYZ32HL, YIX30L-BS,53030	CT 1230, EPS 1230
Moto Guzzi	V7	ALLYEARS	GYZ32HL, YIX30L-BS,53030	CT 1230, EPS 1230
Moto Guzzi	V50	ALLYEARS	GYZ32HL, YIX30L-BS,53030	CT 1230, EPS 1230
Moto Guzzi	Quota	ALLYEARS	GYZ32HL, YIX30L-BS,53030	CT 1230, EPS 1230
Moto Guzzi	Mille	ALLYEARS	GYZ32HL, YIX30L-BS,53030	CT 1230, EPS 1230
Moto Guzzi	Convert	ALLYEARS	GYZ32HL, YIX30L-BS,53030	CT 1230, EPS 1230
Moto Guzzi	1000NT	ALLYEARS	GYZ32HL, YIX30L-BS,53030	CT 1230, EPS 1230
Moto Guzzi	Le Mans	ALLYEARS	GYZ32HL, YIX30L-BS,53030	CT 1230, EPS 1230
Moto Guzzi	T3, T4, T5	ALLYEARS	GYZ32HL, YIX30L-BS,53030	CT 1230, EPS 1230
Moto Guzzi	Le Man	ALLYEARS	GYZ32HL, YIX30L-BS,53030	CT 1230, EPS 1230
Moto Guzzi	V7, Racer, Scrambler, Stone, Special	2020	GYZ16H, YTX14H-BS, YTX14-BS	CT 1214, EPS 1214
Moto Guzzi	V9 Bobber, Roamer	2019	GYZ16H, YTX14H-BS, YTX14-BS	CT 1214, EPS 1214
Moto Guzzi	V7, Racer, Scrambler, Stone, Special	2019	GYZ16H, YTX14H-BS, YTX14-BS	CT 1214, EPS 1214
Moto Guzzi	Eldorado	2019	GYZ20H, YTX20H-BS, YTX20-BS	CT 1218, EPS 1218
Moto Guzzi	V9 Bobber, Roamer	2018	GYZ16H, YTX14H-BS, YTX14-BS	CT 1214, EPS 1214
Moto Guzzi	V7, Racer, Scrambler, Stone, Special	2018	GYZ16H, YTX14H-BS, YTX14-BS	CT 1214, EPS 1214
Moto Guzzi	V7 III Carbon Shine, Dark, Milano, Rough	2018	GYZ16H, YTX14H-BS, YTX14-BS	CT 1214, EPS 1214
Moto Guzzi	California	2018	GYZ20H, YTX20H-BS, YTX20-BS	CT 1218, EPS 1218
Moto Guzzi	Eldorado	2018	GYZ20H, YTX20H-BS, YTX20-BS	CT 1218, EPS 1218

# #ДЕЛЬТА ЗАВОДИТ



МАРКА	МОДЕЛЬ МОТОЦИКЛА ИЛИ СКУТЕРА	ДАТА ВЫПУСКА	СООТВЕТСТВИЕ JIS-КОДУ	МОДЕЛЬ DELTA
Moto Guzzi	AUDACE	2018	GYZ20H, YTX20H-BS, YTX20-BS	CT 1218, EPS 1218
Moto Guzzi	V7, Racer, Scrambler, Stone, Special	2017	GYZ16H, YTX14H-BS, YTX14-BS	CT 1214, EPS 1214
Moto Guzzi	V9 Bobber, Roamer	2017	GYZ16H, YTX14H-BS, YTX14-BS	CT 1214, EPS 1214
Moto Guzzi	AUDACE	2017	GYZ20H, YTX20H-BS, YTX20-BS	CT 1218, EPS 1218
Moto Guzzi	Eldorado	2017	GYZ20H, YTX20H-BS, YTX20-BS	CT 1218, EPS 1218
Moto Guzzi	California	2017	GYZ20H, YTX20H-BS, YTX20-BS	CT 1218, EPS 1218
Moto Guzzi	GRISO V8	2017	YTX20CH-BS	EPS 1218.1
Moto Guzzi	V9 Bobber, Roamer	2016	GYZ16H, YTX14H-BS, YTX14-BS	CT 1214, EPS 1214
Moto Guzzi	V7, Racer, Scrambler, Stone, Special	2016	GYZ16H, YTX14H-BS, YTX14-BS	CT 1214, EPS 1214
Moto Guzzi	AUDACE	2016	GYZ20H, YTX20H-BS, YTX20-BS	CT 1218, EPS 1218
Moto Guzzi	MGX-21 Flying Fortress	2016	GYZ20H, YTX20H-BS, YTX20-BS	CT 1218, EPS 1218
Moto Guzzi	California	2016	GYZ20H, YTX20H-BS, YTX20-BS	CT 1218, EPS 1218
Moto Guzzi	GRISO V8	2016	YTX20CH-BS	EPS 1218.1
Moto Guzzi	Eldorado	2016	YTX20CH-BS	EPS 1218.1
Moto Guzzi	Norge	2016	YTX20CH-BS	EPS 1218.1
Moto Guzzi	V7, Racer, Scrambler, Stone, Special	2015	GYZ16H, YTX14H-BS, YTX14-BS	CT 1214, EPS 1214
Moto Guzzi	California	2015	GYZ20H, YTX20H-BS, YTX20-BS	CT 1218, EPS 1218
Moto Guzzi	Norge	2015	YTX20CH-BS	EPS 1218.1
Moto Guzzi	GRISO V8	2015	YTX20CH-BS	EPS 1218.1
Moto Guzzi	V7, Racer, Scrambler, Stone, Special	2014	GYZ16H, YTX14H-BS, YTX14-BS	CT 1214, EPS 1214
Moto Guzzi	California	2014	GYZ20H, YTX20H-BS, YTX20-BS	CT 1218, EPS 1218
Moto Guzzi	Norge	2014	YTX20CH-BS	EPS 1218.1
Moto Guzzi	GRISO V8	2014	YTX20CH-BS	EPS 1218.1
Moto Guzzi	V7, Racer, Scrambler, Stone, Special	2013	GYZ16H, YTX14H-BS, YTX14-BS	CT 1214, EPS 1214
Moto Guzzi	California	2013	GYZ20H, YTX20H-BS, YTX20-BS	CT 1218, EPS 1218
Moto Guzzi	1100 California, Special, Jackal, Brevia, Griso	2013	YTX20CH-BS	EPS 1218.1
Moto Guzzi	1200 Sport	2013	YTX20CH-BS	EPS 1218.1
Moto Guzzi	Norge	2013	YTX20CH-BS	EPS 1218.1
Moto Guzzi	GRISO V8	2013	YTX20CH-BS	EPS 1218.1
Moto Guzzi	California Classic, Vintage	2012	GYZ20HL, YTX20HL-BS, YTX20L-BS	CT 12201, EPS 12201
Moto Guzzi	V7 Racer	2012	YTX14AHL-BS	CT 1214.1
Moto Guzzi	V7 Classic	2012	YTX14AHL-BS	CT 1214.1
Moto Guzzi	GRISO V8	2012	YTX20CH-BS	EPS 1218.1
Moto Guzzi	1100 California, Special, Jackal, Brevia, Griso	2012	YTX20CH-BS	EPS 1218.1
Moto Guzzi	Norge	2012	YTX20CH-BS	EPS 1218.1
Moto Guzzi	1200 Sport	2012	YTX20CH-BS	EPS 1218.1
Moto Guzzi	V7 Classic	2011	YTX14AHL-BS	CT 1214.1
Moto Guzzi	V7 Racer	2011	YTX14AHL-BS	CT 1214.1
Moto Guzzi	1200 Sport	2011	YTX20CH-BS	EPS 1218.1
Moto Guzzi	1100 California, Special, Jackal, Brevia, Griso	2011	YTX20CH-BS	EPS 1218.1
Moto Guzzi	GRISO V8	2011	YTX20CH-BS	EPS 1218.1
Moto Guzzi	Norge	2011	YTX20CH-BS	EPS 1218.1
Moto Guzzi	Bellagio	2010	GYZ20HL, YTX20HL-BS, YTX20L-BS	CT 12201, EPS 12201
Moto Guzzi	Brevia 750	2010	YTX14AHL-BS	CT 1214.1
Moto Guzzi	V7 Classic	2010	YTX14AHL-BS	CT 1214.1
Moto Guzzi	Nevada 750 Classic	2010	YTX14AHL-BS	CT 1214.1
Moto Guzzi	Sport, ABS	2010	YTX20CH-BS	EPS 1218.1
Moto Guzzi	GRISO V8	2010	YTX20CH-BS	EPS 1218.1
Moto Guzzi	Brevia 1200	2010	YTX20CH-BS	EPS 1218.1
Moto Guzzi	1200 Sport	2010	YTX20CH-BS	EPS 1218.1
Moto Guzzi	1100 California, Special, Jackal, Brevia, Griso	2010	YTX20CH-BS	EPS 1218.1
Moto Guzzi	Norge	2010	YTX20CH-BS	EPS 1218.1
Moto Guzzi	V7 Classic	2009	YTX14AHL-BS	CT 1214.1
Moto Guzzi	Brevia 750	2009	YTX14AHL-BS	CT 1214.1

МАРКА	МОДЕЛЬ МОТОЦИКЛА ИЛИ СКУТЕРА	ДАТА ВЫПУСКА	СООТВЕТСТВИЕ JIS-КОДУ	МОДЕЛЬ DELTA
Moto Guzzi	1100 California, Special, Jackal, Brevia, Griso	2009	YTX20CH-BS	EPS 1218.1
Moto Guzzi	1200 Sport	2009	YTX20CH-BS	EPS 1218.1
Moto Guzzi	GRISO V8	2009	YTX20CH-BS	EPS 1218.1
Moto Guzzi	Norge	2009	YTX20CH-BS	EPS 1218.1
Moto Guzzi	Sport, ABS	2009	YTX20CH-BS	EPS 1218.1
Moto Guzzi	Brevia 1200	2009	YTX20CH-BS	EPS 1218.1
Moto Guzzi	Brevia 750	2008	YTX14AHL-BS	CT 1214.1
Moto Guzzi	V7 Classic	2008	YTX14AHL-BS	CT 1214.1
Moto Guzzi	1100 California, Special, Jackal, Brevia, Griso	2008	YTX20CH-BS	EPS 1218.1
Moto Guzzi	Brevia 750	2007	YTX14AHL-BS	CT 1214.1
Moto Guzzi	1100 California, Special, Jackal, Brevia, Griso	2007	YTX20CH-BS	EPS 1218.1
Moto Guzzi	Brevia 750	2006	YTX14AHL-BS	CT 1214.1
Moto Guzzi	1100 California, Special, Jackal, Brevia, Griso	2006	YTX20CH-BS	EPS 1218.1
Moto Guzzi	Stone, EV	2005	GYZ32HL, YIX30L-BS,53030	CT 1230, EPS 1230
Moto Guzzi	Brevia 750	2005	YTX14AHL-BS	CT 1214.1
Moto Guzzi	1100 California, Special, Jackal, Brevia, Griso	2005	YTX20CH-BS	EPS 1218.1
Moto Guzzi	Stone, EV	2004	GYZ32HL, YIX30L-BS,53030	CT 1230, EPS 1230
Moto Guzzi	Brevia 750	2004	YTX14AHL-BS	CT 1214.1
Moto Guzzi	Stone, EV	2003	GYZ32HL, YIX30L-BS,53030	CT 1230, EPS 1230
Moto Guzzi	Stone, EV	2002	GYZ32HL, YIX30L-BS,53030	CT 1230, EPS 1230
Moto Guzzi	Stone, EV	2001	GYZ32HL, YIX30L-BS,53030	CT 1230, EPS 1230
Moto Guzzi	Stone, EV	2000	GYZ32HL, YIX30L-BS,53030	CT 1230, EPS 1230
Moto Guzzi	V11 Bassa	2000	GYZ32HL, YIX30L-BS,53030	CT 1230, EPS 1230
Moto Guzzi	V11 EV	1999	GYZ32HL, YIX30L-BS,53030	CT 1230, EPS 1230
Moto Guzzi	V11 Bassa	1999	GYZ32HL, YIX30L-BS,53030	CT 1230, EPS 1230
Moto Guzzi	Stone, EV	1999	GYZ32HL, YIX30L-BS,53030	CT 1230, EPS 1230
Moto Guzzi	Stone, EV	1998	GYZ32HL, YIX30L-BS,53030	CT 1230, EPS 1230
Moto Guzzi	V11 EV	1998	GYZ32HL, YIX30L-BS,53030	CT 1230, EPS 1230
Moto Guzzi	Stone, EV	1997	GYZ32HL, YIX30L-BS,53030	CT 1230, EPS 1230
Moto Guzzi	Stone, EV	1996	GYZ32HL, YIX30L-BS,53030	CT 1230, EPS 1230
Moto Guzzi	Stone, EV	1995	GYZ32HL, YIX30L-BS,53030	CT 1230, EPS 1230
Moto Guzzi	Stone, EV	1994	GYZ32HL, YIX30L-BS,53030	CT 1230, EPS 1230
Moto Guzzi	California III	1993	GYZ32HL, YIX30L-BS,53030	CT 1230, EPS 1230
Moto Guzzi	California III	1992	GYZ32HL, YIX30L-BS,53030	CT 1230, EPS 1230
Moto Guzzi	California III	1991	GYZ32HL, YIX30L-BS,53030	CT 1230, EPS 1230
Moto Guzzi	California III	1990	GYZ32HL, YIX30L-BS,53030	CT 1230, EPS 1230
Moto Guzzi	California III	1989	GYZ32HL, YIX30L-BS,53030	CT 1230, EPS 1230
<b>MOTRON</b>				
MOTRON	Compact Racing RZ1		YT4L-BS, YTX4L-BS, YT4L-BS	CT 1204
MOTRON	Invader		YT4L-BS, YTX4L-BS, YT4L-BS	CT 1204
MOTRON	Spike		YT4L-BS, YTX4L-BS, YT4L-BS	CT 1204
MOTRON	Sting		YT4L-BS, YTX4L-BS, YT4L-BS	CT 1204
MOTRON	Syncro		YT4L-BS, YTX4L-BS, YT4L-BS	CT 1204
MOTRON	Thunder		YT4L-BS, YTX4L-BS, YT4L-BS	CT 1204
MOTRON	XLE		YT4L-BS, YTX4L-BS, YT4L-BS	CT 1204
<b>MV AGUSTA</b>				
MV Agusta	F4	2016	YTZ10S	CT 1210.1
MV Agusta	F3, Brutale	2016	YTZ10S	CT 1210.1
MV Agusta	Brutale	2016	YTZ10S	CT 1210.1
MV Agusta	Brutale 1078RR, 1090	2016	YTZ10S	CT 1210.1
MV Agusta	Brutale 1078RR, 1090	2015	YTZ10S	CT 1210.1
MV Agusta	F4	2015	YTZ10S	CT 1210.1



# #ДЕЛЬТА ЗАВОДИТ



МАРКА	МОДЕЛЬ МОТОЦИКЛА ИЛИ СКУТЕРА	ДАТА ВЫПУСКА	СООТВЕТСТВИЕ JIS-КОДУ	МОДЕЛЬ DELTA
MV Agusta	Brutale 1078RR, 1090	2014	YTZ10S	CT 1210.1
MV Agusta	F4	2014	YTZ10S	CT 1210.1
MV Agusta	F4	2013	YTZ10S	CT 1210.1
MV Agusta	Brutale 1078RR, 1090	2013	YTZ10S	CT 1210.1
MV Agusta	Brutale 1078RR, 1090	2012	YTZ10S	CT 1210.1
MV Agusta	F4	2012	YTZ10S	CT 1210.1
MV Agusta	F4	2011	YTZ10S	CT 1210.1
MV Agusta	Brutale 1078RR, 1090	2011	YTZ10S	CT 1210.1
MV Agusta	F4	2010	YTZ10S	CT 1210.1
MV Agusta	Brutale 1078RR, 1090	2010	YTZ10S	CT 1210.1
MV Agusta	Brutale 1078RR, 1090	2009	YTZ10S	CT 1210.1
MV Agusta	Brutale	2009	YTZ10S	CT 1210.1
MV Agusta	F4	2009	YTZ10S	CT 1210.1
MV Agusta	Brutale	2008	YTZ10S	CT 1210.1
MV Agusta	F4, Brutale	2008	YTZ10S	CT 1210.1
MV Agusta	F4	2008	YTZ10S	CT 1210.1
MV Agusta	F4	2007	YTZ10S	CT 1210.1
MV Agusta	F4, Brutale	2007	YTZ10S	CT 1210.1
MV Agusta	Brutale	2007	YTZ10S	CT 1210.1
MV Agusta	F4, Brutale	2006	YTZ10S	CT 1210.1
MV Agusta	F4	2006	YTZ10S	CT 1210.1
MV Agusta	Brutale	2006	YTZ10S	CT 1210.1
MV Agusta	F4	2005	YTZ10S	CT 1210.1
MV Agusta	F4, Brutale	2005	YTZ10S	CT 1210.1
MV Agusta	F4, Brutale	2004	YTZ10S	CT 1210.1
MV Agusta	F4, Brutale	2003	YTZ10S	CT 1210.1
MV Agusta	F4, Brutale	2002	YTZ10S	CT 1210.1
MV Agusta	F4, Brutale	2001	YTZ10S	CT 1210.1
MV Agusta	F4, Brutale	2000	YTZ10S	CT 1210.1
<b>NORTON</b>				
Norton	Ranger Commando	ALLYEARS	12N9-4B-1	CT 1210
Norton	Commando, Commando [75]	ALLYEARS	YTX14AHL-BS, SYB14L-A2	CT 1214.1
<b>OZBIKE</b>				
OZBIKE	All Models	-	YTX14AHL-BS	CT 1205
<b>PANDA MOTOR SPORTS</b>				
PANDA MOTOR SPORTS	Trail Rider	1999 - 2002	YT4L-BS, YTX4L-BS, YT4L-BS	CT 1204
PANDA MOTOR SPORTS	Cub	1996 - 1999	YT4L-BS, YTX4L-BS, YT4L-BS	CT 1204
<b>PATRON</b>				
PATRON	Active		YT4L-BS, YTX4L-BS, YT4L-BS	CT 1204
PATRON	Traffic		YT4L-BS, YTX4L-BS, YT4L-BS	CT 1204
PATRON	H Traffic		YT4L-BS, YTX4L-BS, YT4L-BS	CT 1204
PATRON	Traffic 50Z		YT4L-BS, YTX4L-BS, YT4L-BS	CT 1204
PATRON	Clever		YT4L-BS, YTX4L-BS, YT4L-BS	CT 1204
PATRON	Stilet		YT4L-BS, YTX4L-BS, YT4L-BS	CT 1204
PATRON	Stilet 50Z		YT4L-BS, YTX4L-BS, YT4L-BS	CT 1204
PATRON	Quest		YT4L-BS, YTX4L-BS, YT4L-BS	CT 1204
PATRON	Dinamit		YT4L-BS, YTX4L-BS, YT4L-BS	CT 1204
PATRON	Shark		YT4L-BS, YTX4L-BS, YT4L-BS	CT 1204
PATRON	Grand		YT4L-BS, YTX4L-BS, YT4L-BS	CT 1204
PATRON	Joker		YT4L-BS, YTX4L-BS, YT4L-BS	CT 1204
PATRON	Joker 50Z		YT4L-BS, YTX4L-BS, YT4L-BS	CT 1204
PATRON	Spine 50Z		YT4L-BS, YTX4L-BS, YT4L-BS	CT 1204
PATRON	Folly		YT4L-BS, YTX4L-BS, YT4L-BS	CT 1204
PATRON	Sparrow		YT4L-BS, YTX4L-BS, YT4L-BS	CT 1204

МАРКА	МОДЕЛЬ МОТОЦИКЛА ИЛИ СКУТЕРА	ДАТА ВЫПУСКА	СООТВЕТСТВИЕ JIS-КОДУ	МОДЕЛЬ DELTA
PATRON	Robot		YT4L-BS, YTX4L-BS, YT4L-BS	CT 1204
PATRON	Folly		YTX7A-BS	CT 1207
PATRON	Grand		YTX7A-BS	CT 1207
PATRON	Joker		YTX7A-BS	CT 1207
PATRON	Ringer		YB5L-B	CT 1205.1
PATRON	Aero		YB9-B	CT 1210
PATRON	Tribute		YB9-B	CT 1210
PATRON	Dinamit		YTX7A-BS	CT 1207
PATRON	Leo		YTX7A-BS	CT 1207
PATRON	Leon		YTX7A-BS	CT 1207
PATRON	Shark		YTX7A-BS	CT 1207
PATRON	Simpler HC τ		YTZ7S	CT 1207.2
PATRON	Indigo		YB9-B	CT 1210
PATRON	Partizan		YB9-B	CT 1210
PATRON	Tribute		YB9-B	CT 1210
PATRON	Avenue 150Z		YTX7A-BS	CT 1207
PATRON	Joker		YTX7A-BS	CT 1207
PATRON	Joker 150Z		YTX7A-BS	CT 1207
PATRON	Major		YTX7A-BS	CT 1207
PATRON	Country		YB9-B	CT 1210
PATRON	Sport		YB9-B	CT 1210
PATRON	Taker		YB9-B	CT 1210
<b>PEUGEOT</b>				
PEUGEOT	Satelis	2007	YTX12-BS	CT 1212
PEUGEOT	Satelis	2007	YTX12-BS	CT 1212
PEUGEOT	Ludix	2004	YT4L-BS, YTX4L-BS, YT4L-BS	CT 1204
PEUGEOT	Elystar TDS	2003	YT4L-BS, YTX4L-BS, YT4L-BS	CT 1204
PEUGEOT	Jet Force	2003	YT4L-BS, YTX4L-BS, YT4L-BS	CT 1204
PEUGEOT	Looxor	2001	YT4L-BS, YTX4L-BS, YT4L-BS	CT 1204
PEUGEOT	Rapido/Rapido3	2001	YT4L-BS, YTX4L-BS, YT4L-BS	CT 1204
PEUGEOT	SCLI Metropolis	2001	YT4L-BS, YTX4L-BS, YT4L-BS	CT 1204
PEUGEOT	Speedake	2001	YT4L-BS, YTX4L-BS, YT4L-BS	CT 1204
PEUGEOT	ST	2001	YT4L-BS, YTX4L-BS, YT4L-BS	CT 1204
PEUGEOT	Elyseo	2001	YTX5L-BS	CT 1205
PEUGEOT	Looxor	2001	YTX5L-BS	CT 1205
PEUGEOT	X-Fight	2001	YTX5L-BS	CT 1205
PEUGEOT	Zenith	2001	YT4L-BS, YTX4L-BS, YT4L-BS	CT 1204
PEUGEOT	Ciclomotore (Electric-Starter)	2001	YT4L-BS, YTX4L-BS, YT4L-BS	CT 1204
PEUGEOT	ST/SV	2001	YTX12-BS	CT 1212
PEUGEOT	Speedfight 2	2000	YT4L-BS, YTX4L-BS, YT4L-BS	CT 1204
PEUGEOT	Vivacity	1999	YT4L-BS, YTX4L-BS, YT4L-BS	CT 1204
PEUGEOT	Vivacity	1999	YTX5L-BS	CT 1205
PEUGEOT	Elyseo	1998	YT4L-BS, YTX4L-BS, YT4L-BS	CT 1204
PEUGEOT	Speedfighter	1998	YTX5L-BS	CT 1205
PEUGEOT	Trekker	1998	YTX5L-BS	CT 1205
PEUGEOT	Speedfight/LC	1997 - 1999	YT4L-BS, YTX4L-BS, YT4L-BS	CT 1204
PEUGEOT	SV Blue Star	1997	YT4L-BS, YTX4L-BS, YT4L-BS	CT 1204
PEUGEOT	Buxy RS	1996 - 1997	YT4L-BS, YTX4L-BS, YT4L-BS	CT 1204
PEUGEOT	Squab	1996 - 1997	YT4L-BS, YTX4L-BS, YT4L-BS	CT 1204
PEUGEOT	Fox LA	1995 - 1997	YT4L-BS, YTX4L-BS, YT4L-BS	CT 1204
PEUGEOT	Buxy	1995 - 1997	YT4L-BS, YTX4L-BS, YT4L-BS	CT 1204
PEUGEOT	Fox Lux	1995 - 1997	YT4L-BS, YTX4L-BS, YT4L-BS	CT 1204
PEUGEOT	Zenith	1995 - 1996	YT4L-BS, YTX4L-BS, YT4L-BS	CT 1204
PEUGEOT	SV/SV Geo	1993 - 1997	YT4L-BS, YTX4L-BS, YT4L-BS	CT 1204
PEUGEOT	SV Junior	1993 - 1996	YT4L-BS, YTX4L-BS, YT4L-BS	CT 1204
PEUGEOT	Liverty	-	YT4L-BS, YTX4L-BS, YT4L-BS	CT 1204
PEUGEOT	X-Fight	-	YT4L-BS, YTX4L-BS, YT4L-BS	CT 1204

# #ДЕЛЬТА ЗАВОДИТ



МАРКА	МОДЕЛЬ МОТОЦИКЛА ИЛИ СКУТЕРА	ДАТА ВЫПУСКА	СООТВЕТВИЕ JIS-КОДУ	МОДЕЛЬ DELTA
PEUGEOT	Trekker Road/Off Road 99 -		YT4L-BS, YTX4L-BS, YT4L-BS	CT 1204
<b>PGO</b>				
PGO	Galaxy	1997	YT4L-BS, YTX4L-BS, YT4L-BS	CT 1204
PGO	Mega	1997	YT4L-BS, YTX4L-BS, YT4L-BS	CT 1204
PGO	Mega	1997	YT4L-BS, YTX4L-BS, YT4L-BS	CT 1204
PGO	Tornado	1997	YT4L-BS, YTX4L-BS, YT4L-BS	CT 1204
PGO	Big Max	1997	YT4L-BS, YTX4L-BS, YT4L-BS	CT 1204
PGO	Tornado	1997	YT4L-BS, YTX4L-BS, YT4L-BS	CT 1204
PGO	Big Max Sport	1996 - 1997	YT4L-BS, YTX4L-BS, YT4L-BS	CT 1204
PGO	Comet	1995 - 1997	YT4L-BS, YTX4L-BS, YT4L-BS	CT 1204
PGO	Big Max	1995 - 1996	YT4L-BS, YTX4L-BS, YT4L-BS	CT 1204
PGO	Comet Junior	1994 - 1997	YT4L-BS, YTX4L-BS, YT4L-BS	CT 1204
PGO	Galaxy	1994 - 1997	YT4L-BS, YTX4L-BS, YT4L-BS	CT 1204
PGO	Galaxy	1993 - 1997	YT4L-BS, YTX4L-BS, YT4L-BS	CT 1204
PGO	Comet	1993 - 1996	YT4L-BS, YTX4L-BS, YT4L-BS	CT 1204
PGO	Star-Star II	1993 - 1996	YT4L-BS, YTX4L-BS, YT4L-BS	CT 1204
PGO	Star	1993 - 1996	YT4L-BS, YTX4L-BS, YT4L-BS	CT 1204
<b>PIAGGIO</b>				
Piaggio	APE CAR, MP, MPR, P602	ALLYEARS	GYZ32HL, YIX30L-BS,53030	CT 1230, EPS 1230
Piaggio	Hexagon 125/150	ALLYEARS	YB9-B	CT 1210
Piaggio	PX150E-ARC	ALLYEARS	YB9-B	CT 1210
Piaggio	PX200GS	ALLYEARS	YB9-B	CT 1210
Piaggio	P200E (c/avv.)	ALLYEARS	YB9-B	CT 1210
Piaggio	PX125T5	ALLYEARS	YB9-B	CT 1210
Piaggio	PX125	ALLYEARS	YB9-B	CT 1210
Piaggio	PX200-ARC	ALLYEARS	YB9-B	CT 1210
Piaggio	PX125-80E-ARC	ALLYEARS	YB9-B	CT 1210
Piaggio	PX150E	ALLYEARS	YB9-B	CT 1210
Piaggio	MP3 500 /Sport ABS	2019	GYZ16H, YTX14H-BS, YTX14-BS	CT 1214, EPS 1214
Piaggio	Typhoon	2019	YB9-B	CT 1210
Piaggio	BV350 ABS	2019	YTX12-BS	CT 1212
Piaggio	FLY 50	2019	YTZ8V, YTX7L-BS	CT 1205, CT 1207.1, CT 1207.2
Piaggio	FLY150	2019	YTZ8V, YTX7L-BS	CT 1205, CT 1207.1, CT 1207.2
Piaggio	MP3 500 /Sport ABS	2018	GYZ16H, YTX14H-BS, YTX14-BS	CT 1214, EPS 1214
Piaggio	Typhoon	2018	YB9-B	CT 1210
Piaggio	BV350 ABS	2018	YTX12-BS	CT 1212
Piaggio	FLY 50	2018	YTZ8V, YTX7L-BS	CT 1205, CT 1207.1, CT 1207.2
Piaggio	FLY150	2018	YTZ8V, YTX7L-BS	CT 1205, CT 1207.1, CT 1207.2
Piaggio	MP3 500 /Sport ABS	2017	GYZ16H, YTX14H-BS, YTX14-BS	CT 1214, EPS 1214
Piaggio	Typhoon	2017	YB9-B	CT 1210
Piaggio	BV350 ABS	2017	YTX12-BS	CT 1212
Piaggio	FLY150	2017	YTZ8V, YTX7L-BS	CT 1205, CT 1207.1, CT 1207.2
Piaggio	FLY 50	2017	YTZ8V, YTX7L-BS	CT 1205, CT 1207.1, CT 1207.2
Piaggio	MP3 500 /Sport ABS	2016	GYZ16H, YTX14H-BS, YTX14-BS	CT 1214, EPS 1214
Piaggio	Typhoon	2016	YB9-B	CT 1210
Piaggio	FLY 50	2016	YB9-B	CT 1210
Piaggio	FLY150	2016	YB9-B	CT 1210
Piaggio	BV350 ABS	2016	YTX12-BS	CT 1212
Piaggio	MP3 500 /Sport ABS	2015	GYZ16H, YTX14H-BS, YTX14-BS	CT 1214, EPS 1214
Piaggio	Typhoon	2015	YB9-B	CT 1210
Piaggio	FLY 50	2015	YB9-B	CT 1210
Piaggio	FLY150	2015	YB9-B	CT 1210
Piaggio	BV350 ABS	2015	YTX12-BS	CT 1212
Piaggio	MP3 500 /Sport ABS	2014	GYZ16H, YTX14H-BS, YTX14-BS	CT 1214, EPS 1214
Piaggio	FLY 50	2014	YB9-B	CT 1210
Piaggio	FLY150	2014	YB9-B	CT 1210

МАРКА	МОДЕЛЬ МОТОЦИКЛА ИЛИ СКУТЕРА	ДАТА ВЫПУСКА	СООТВЕТСТВИЕ JIS-КОДУ	МОДЕЛЬ DELTA
Piaggio	Typhoon	2014	YB9-B	CT 1210
Piaggio	BV350 ABS	2014	YTX12-BS	CT 1212
Piaggio	BV500	2013	GYZ16H, YTX14H-BS, YTX14-BS	CT 1214, EPS 1214
Piaggio	MP3 400	2013	GYZ16H, YTX14H-BS, YTX14-BS	CT 1214, EPS 1214
Piaggio	MP3 500 /Sport ABS	2013	GYZ16H, YTX14H-BS, YTX14-BS	CT 1214, EPS 1214
Piaggio	MP3 250	2013	GYZ16H, YTX14H-BS, YTX14-BS	CT 1214, EPS 1214
Piaggio	Typhoon	2013	YB9-B	CT 1210
Piaggio	FLY150	2013	YB9-B	CT 1210
Piaggio	FLY 50	2013	YB9-B	CT 1210
Piaggio	BV350 ABS	2013	YTX12-BS	CT 1212
Piaggio	MP3 500 /Sport ABS	2012	GYZ16H, YTX14H-BS, YTX14-BS	CT 1214, EPS 1214
Piaggio	MP3 400	2012	GYZ16H, YTX14H-BS, YTX14-BS	CT 1214, EPS 1214
Piaggio	MP3 250	2012	GYZ16H, YTX14H-BS, YTX14-BS	CT 1214, EPS 1214
Piaggio	BV500	2012	GYZ16H, YTX14H-BS, YTX14-BS	CT 1214, EPS 1214
Piaggio	FLY150	2012	YB9-B	CT 1210
Piaggio	FLY 50	2012	YB9-B	CT 1210
Piaggio	Typhoon	2012	YB9-B	CT 1210
Piaggio	MP3 250	2011	GYZ16H, YTX14H-BS, YTX14-BS	CT 1214, EPS 1214
Piaggio	BV250	2011	GYZ16H, YTX14H-BS, YTX14-BS	CT 1214, EPS 1214
Piaggio	MP3 500 /Sport ABS	2011	GYZ16H, YTX14H-BS, YTX14-BS	CT 1214, EPS 1214
Piaggio	BV500	2011	GYZ16H, YTX14H-BS, YTX14-BS	CT 1214, EPS 1214
Piaggio	MP3 400	2011	GYZ16H, YTX14H-BS, YTX14-BS	CT 1214, EPS 1214
Piaggio	Typhoon	2011	YB9-B	CT 1210
Piaggio	FLY150	2011	YB9-B	CT 1210
Piaggio	FLY 50	2011	YB9-B	CT 1210
Piaggio	MP3 500 /Sport ABS	2010	GYZ16H, YTX14H-BS, YTX14-BS	CT 1214, EPS 1214
Piaggio	BV500	2010	GYZ16H, YTX14H-BS, YTX14-BS	CT 1214, EPS 1214
Piaggio	MP3 250	2010	GYZ16H, YTX14H-BS, YTX14-BS	CT 1214, EPS 1214
Piaggio	MP3 400	2010	GYZ16H, YTX14H-BS, YTX14-BS	CT 1214, EPS 1214
Piaggio	BV250	2010	GYZ16H, YTX14H-BS, YTX14-BS	CT 1214, EPS 1214
Piaggio	FLY150	2010	YB9-B	CT 1210
Piaggio	Typhoon	2010	YB9-B	CT 1210
Piaggio	FLY 50	2010	YB9-B	CT 1210
Piaggio	MP3 400	2009	GYZ16H, YTX14H-BS, YTX14-BS	CT 1214, EPS 1214
Piaggio	BV500	2009	GYZ16H, YTX14H-BS, YTX14-BS	CT 1214, EPS 1214
Piaggio	MP3 500 /Sport ABS	2009	GYZ16H, YTX14H-BS, YTX14-BS	CT 1214, EPS 1214
Piaggio	MP3 250	2009	GYZ16H, YTX14H-BS, YTX14-BS	CT 1214, EPS 1214
Piaggio	X9	2009	GYZ16H, YTX14H-BS, YTX14-BS	CT 1214, EPS 1214
Piaggio	BV250	2009	GYZ16H, YTX14H-BS, YTX14-BS	CT 1214, EPS 1214
Piaggio	FLY150	2009	YB9-B	CT 1210
Piaggio	Typhoon	2009	YB9-B	CT 1210
Piaggio	FLY 50	2009	YB9-B	CT 1210
Piaggio	BV250	2008	GYZ16H, YTX14H-BS, YTX14-BS	CT 1214, EPS 1214
Piaggio	BV500	2008	GYZ16H, YTX14H-BS, YTX14-BS	CT 1214, EPS 1214
Piaggio	MP3 400	2008	GYZ16H, YTX14H-BS, YTX14-BS	CT 1214, EPS 1214
Piaggio	MP3 250	2008	GYZ16H, YTX14H-BS, YTX14-BS	CT 1214, EPS 1214
Piaggio	MP3 500 /Sport ABS	2008	GYZ16H, YTX14H-BS, YTX14-BS	CT 1214, EPS 1214
Piaggio	Ape 50 FL	1993	YB9-B	CT 1210
<b>PIAGGIO-GILERA</b>				
Piaggio-Gilera	Fuoco 500ie	2013	YTX20CH-BS, YTX16-BS	EPS 1218.1
Piaggio-Gilera	Runner 125	2012	GYZ16H, YTX14H-BS, YTX14-BS	CT 1214, EPS 1214
Piaggio-Gilera	Runner 200	2012	YTX12-BS	CT 1212
Piaggio-Gilera	Fuoco 500ie	2012	YTX20CH-BS, YTX16-BS	EPS 1218.1
Piaggio-Gilera	Nexus 300ie	2011	GYZ16H, YTX14H-BS, YTX14-BS	CT 1214, EPS 1214
Piaggio-Gilera	Runner 125	2011	GYZ16H, YTX14H-BS, YTX14-BS	CT 1214, EPS 1214
Piaggio-Gilera	Runner 200	2011	YTX12-BS	CT 1212
Piaggio-Gilera	Fuoco 500ie	2011	YTX20CH-BS, YTX16-BS	EPS 1218.1

# #ДЕЛЬТА ЗАВОДИТ



МАРКА	МОДЕЛЬ МОТОЦИКЛА ИЛИ СКУТЕРА	ДАТА ВЫПУСКА	СООТВЕТСТВИЕ JIS-КОДУ	МОДЕЛЬ DELTA
Piaggio-Gilera	Nexus 300ie	2010	GYZ16H, YTX14H-BS, YTX14-BS	CT 1214, EPS 1214
Piaggio-Gilera	Runner 125	2010	GYZ16H, YTX14H-BS, YTX14-BS	CT 1214, EPS 1214
Piaggio-Gilera	Runner 200	2010	YTX12-BS	CT 1212
Piaggio-Gilera	Nexus 500ie	2010	YTX14AHL-BS, SYB14L-A2	CT 1214.1
Piaggio-Gilera	Fuoco 500ie	2010	YTX20CH-BS, YTX16-BS	EPS 1218.1
<b>PIAGGIO-VESPA</b>				
Piaggio-Vespa	GTS300, GTV300	2020	YTX12-BS	CT 1212
Piaggio-Vespa	Primavera, Sprint	2020	YTX7L-BS	CT 1207.1
Piaggio-Vespa	GTS300, GTV300	2019	YTX12-BS	CT 1212
Piaggio-Vespa	Primavera, Sprint	2019	YTX7L-BS	CT 1207.1
Piaggio-Vespa	GTS300, GTV300	2018	YTX12-BS	CT 1212
Piaggio-Vespa	Primavera, Sprint	2018	YTX7L-BS	CT 1207.1
Piaggio-Vespa	GTS300, GTV300	2017	YTX12-BS	CT 1212
Piaggio-Vespa	Primavera, Sprint	2017	YTX7L-BS	CT 1207.1
Piaggio-Vespa	GTS300, GTV300	2016	GYZ16H, YTX14H-BS, YTX12-BS	CT 1214, EPS 1214
Piaggio-Vespa	LX50	2016	YB9-B	CT 1210
Piaggio-Vespa	Vespa 946	2016	YT12B-BS	CT 1212.1
Piaggio-Vespa	LX150 4T	2016	YTX12-BS	CT 1212
Piaggio-Vespa	Primavera, Sprint	2016	YTX7L-BS	CT 1207.1
Piaggio-Vespa	GTS300, GTV300	2015	GYZ16H, YTX14H-BS, YTX12-BS	CT 1214, EPS 1214
Piaggio-Vespa	LX50	2015	YB9-B	CT 1210
Piaggio-Vespa	Vespa 946	2015	YT12B-BS	CT 1212.1
Piaggio-Vespa	Primavera, Sprint	2015	YTX7L-BS	CT 1207.1
Piaggio-Vespa	GTS300, GTV300	2014	GYZ16H, YTX14H-BS, YTX12-BS	CT 1214, EPS 1214
Piaggio-Vespa	LX50	2014	YB9-B	CT 1210
Piaggio-Vespa	Vespa 946	2014	YT12B-BS	CT 1212.1
Piaggio-Vespa	Primavera, Sprint	2014	YTX7L-BS	CT 1207.1
Piaggio-Vespa	GTS300, GTV300	2013	GYZ16H, YTX14H-BS, YTX12-BS	CT 1214, EPS 1214
Piaggio-Vespa	LX50	2013	YB9-B	CT 1210
Piaggio-Vespa	Vespa 946	2013	YT12B-BS	CT 1212.1
Piaggio-Vespa	GTS300, GTV300	2012	GYZ16H, YTX14H-BS, YTX12-BS	CT 1214, EPS 1214
Piaggio-Vespa	LX50	2012	YB9-B	CT 1210
Piaggio-Vespa	GTS300, GTV300	2011	GYZ16H, YTX14H-BS, YTX12-BS	CT 1214, EPS 1214
Piaggio-Vespa	LX50	2011	YB9-B	CT 1210
Piaggio-Vespa	GTS300, GTV300	2010	GYZ16H, YTX14H-BS, YTX12-BS	CT 1214, EPS 1214
Piaggio-Vespa	GTV250	2010	GYZ16H, YTX14H-BS, YTX14-BS	CT 1214, EPS 1214
Piaggio-Vespa	GTS250	2010	GYZ16H, YTX14H-BS, YTX14-BS	CT 1214, EPS 1214
Piaggio-Vespa	LX50	2010	YB9-B	CT 1210
Piaggio-Vespa	LX150	2007	YB9-B	CT 1210
<b>POLARIS VICTORY</b>				
POLARIS VICTORY	Vegas Jackpot, Hammer, Ness, Vision	2008 - 2012	YTX20HL-BS	CT 12201, EPS 12201
POLARIS VICTORY	Vegas, Kingpin, 8-ball, Hammer (-08)	2006 - 2010	YTX20HL-BS	CT 12201, EPS 12201
POLARIS VICTORY	Vegas, Kingpin, 8-ball, Hammer	2003 - 2005	YTX20HL-BS, YTX20L-BS	CT 12201, EPS 12201
POLARIS VICTORY	V92TC Touring Cruiser	2002 - 2006	YTX20HL-BS, YTX20L-BS	CT 12201, EPS 12201
POLARIS VICTORY	V92SC Sport Cruiser	2000 - 2001	YTX20HL-BS, YTX20L-BS	CT 12201, EPS 12201
POLARIS VICTORY	V92C, DC Classic, Deluxe Cruiser	1998 - 2004	YTX20HL-BS, YTX20L-BS	CT 12201, EPS 12201
<b>POLARIS SLINGSHOT</b>				
Polaris-Slingshot	Polaris-Slingshot All Models	ALLYEARS	GYZ32HL, YIX30L, YB30L-B	CT 1230, EPS 1230
<b>PUCH</b>				
PUCH	Lido SL50, Lido Vario	-	YT4L-BS, YTX4L-BS, YT4L-BS	CT 1204
<b>QIANJIANG</b>				
QIANJIANG	QJ150T	2007	YTX9-BS, YTX7A-BS	CT 1207, CT 1209
QIANJIANG	QJ250T	2007	YTX9-BS	CT 1209
QIANJIANG	B01		YT4L-BS, YTX4L-BS, YT4L-BS	CT 1204

МАРКА	МОДЕЛЬ МОТОЦИКЛА ИЛИ СКУТЕРА	ДАТА ВЫПУСКА	СООТВЕТСТВИЕ JIS-КОДУ	МОДЕЛЬ DELTA
QIANJIANG	QJ36-A		YT4L-BS, YTX4L-BS, YT4L-BS	CT 1204
QIANJIANG	QJ50T, QJ50T-2		YT4L-BS, YTX4L-BS, YT4L-BS	CT 1204
QIANJIANG	QJ50T-2A		YT4L-BS, YTX4L-BS, YT4L-BS	CT 1204
QIANJIANG	QJ50T-8		YTX5L-BS	CT 1205
QIANJIANG	T08		YT4L-BS, YTX4L-BS, YT4L-BS	CT 1204
QIANJIANG	T12		YTX9-BS, YTX7L-BS	CT 1207.1, CT 1209
QIANJIANG	QJ125		YTX7A-BS, 12N7E-B, 12N7-4A	CT 1207
QIANJIANG	QJ125J		12N9-4B-1	CT 1210
QIANJIANG	QJ125T		YTX7A-BS	CT 1207
QIANJIANG	QJ125T-3F		YTX7A-BS	CT 1207
<b>RACER</b>				
RACER	RC200LT Forester		GTX9-BS	CT 1209
RACER	RC200XZT Enduro		6-MFQ-7A	CT 1207.1
RACER	RC250CS Skyway		MTX7L-BS	CT 1207.1
RACER	RC250-C5B Magnum		12N7B-4B	CT 1207
RACER	RC250XZR Enduro		MBTX7U	CT 1207.1
<b>RIZZATO</b>				
RIZZATO	Byte AT10		YT4L-BS, YTX4L-BS, YT4L-BS	CT 1204
RIZZATO	Carosello		YT4L-BS, YTX4L-BS, YT4L-BS	CT 1204
RIZZATO	Hacker AT12, LC/Racing		YT4L-BS, YTX4L-BS, YT4L-BS	CT 1204
<b>ROYAL ENFIELD</b>				
Royal Enfield	Int 650, Continental GT 650	2020	GYZ16H, YTX14H-BS, YTX14-BS	CT 1214, EPS 1214
Royal Enfield	Classic 500, Bullet 500	2020	YTX14AHL-BS	CT 1214.1
Royal Enfield	Himalayan	2020	YTX9-BS	CT 1209
Royal Enfield	Int 650, Continental GT 650	2019	GYZ16H, YTX14H-BS, YTX14-BS	CT 1214, EPS 1214
Royal Enfield	Classic 500, Bullet 500	2019	YTX14AHL-BS	CT 1214.1
Royal Enfield	Himalayan	2019	YTX9-BS	CT 1209
Royal Enfield	Classic 500, Bullet 500	2018	YTX14AHL-BS	CT 1214.1
Royal Enfield	Himalayan	2018	YTX9-BS	CT 1209
Royal Enfield	Continental GT 535	2017	YTX14AHL-BS	CT 1214.1
Royal Enfield	Classic 500, Bullet 500	2017	YTX14AHL-BS	CT 1214.1
Royal Enfield	Himalayan	2017	YTX9-BS	CT 1209
Royal Enfield	Continental GT 535	2016	YTX14AHL-BS	CT 1214.1
Royal Enfield	Classic 500, Bullet 500	2016	YTX14AHL-BS	CT 1214.1
Royal Enfield	Continental GT 535	2015	YTX14AHL-BS	CT 1214.1
Royal Enfield	Classic 500, Bullet 500	2015	YTX14AHL-BS	CT 1214.1
Royal Enfield	Continental GT 535	2014	YTX14AHL-BS	CT 1214.1
Royal Enfield	Classic 500, Bullet 500	2014	YTX14AHL-BS	CT 1214.1
Royal Enfield	Classic 500, Bullet 500	2013	YTX14AHL-BS	CT 1214.1
Royal Enfield	Classic 500, Bullet 500	2012	YTX14AHL-BS	CT 1214.1
Royal Enfield	Classic 500, Bullet 500	2011	YTX14AHL-BS	CT 1214.1
Royal Enfield	Classic 500, Bullet 500	2010	YTX14AHL-BS	CT 1214.1
Royal Enfield	Classic 500, Bullet 500	2009	YTX14AHL-BS	CT 1214.1
Royal Enfield	All Kick-start Models	2003	YB5L-B	CT 1205.1
Royal Enfield	All Electric Start Models	2003	YTX14AHL-BS, SYB14L-A2	CT 1214.1
Royal Enfield	All Kick-start Models	2002	YB5L-B	CT 1205.1
Royal Enfield	All Electric Start Models	2002	YTX14AHL-BS, SYB14L-A2	CT 1214.1
Royal Enfield	All Kick-start Models	2001	YB5L-B	CT 1205.1
Royal Enfield	All Electric Start Models	2001	YTX14AHL-BS, SYB14L-A2	CT 1214.1
Royal Enfield	All Kick-start Models	2000	YB5L-B	CT 1205.1
Royal Enfield	All Electric Start Models	2000	YTX14AHL-BS, SYB14L-A2	CT 1214.1
<b>SHANGHAI YAMAHA</b>				
SHANGHAI YAMAHA	ES4 (for Brazil)	-	YTX7L-BS	CT 1207.1
<b>SUNDIRO HONDA</b>				
SUNDIRO HONDA	SDH50QT 16		YT4L-BS, YTX4L-BS, YT4L-BS	CT 1204

# #ДЕЛЬТА ЗАВОДИТ



МАРКА	МОДЕЛЬ МОТОЦИКЛА ИЛИ СКУТЕРА	ДАТА ВЫПУСКА	СООТВЕТСТВИЕ JIS-КОДУ	МОДЕЛЬ DELTA
SUNDIRO HONDA	Today		YT4L-BS, YTX4L-BS, YT4L-BS	CT 1204
SUNDIRO HONDA	100-6B/6G		YTX7A-BS	CT 1207
SUNDIRO HONDA	125T-2D / 8D		YTX7A-BS	CT 1207
SUNDIRO HONDA	SDH125		YTX7A-BS, YTX7L-BS, 12N9-4B-1	CT 1207, CT 1207.1, CT 1210
<b>SUZUKI</b>				
Suzuki	T200, TC200	ALLYEARS	YB5L-B	CT 1205.1
Suzuki	GSX-R1000, A	2020	YTZ10S	CT 1210.1
Suzuki	DR-Z50	2019	YT4B-BS	CT 12025
Suzuki	DR-Z400, E, S, SM	2019	YT7B-BS	CT 1208
Suzuki	GSX1300R, Z Hayabusa	2019	YTX12-BS	CT 1212
Suzuki	DL650 V-Strom ABS, Adventure	2019	YTX12-BS	CT 1212
Suzuki	VL800 Intruder Volusia, Boulevard C50, T, M50	2019	YTX12-BS	CT 1212
Suzuki	LS650 Savage, S40	2019	YTX14AHL-BS, YB14L-B2	CT 1214.1
Suzuki	VZ1500 Boulevard M90	2019	YTX20CH-BS	EPS 1218.1
Suzuki	VZR1800 (M109R)	2019	YTX20CH-BS	EPS 1218.1
Suzuki	VL1500 Boulevard C90	2019	YTX20CH-BS	EPS 1218.1
Suzuki	GSX250RL8, RL9	2019	YTX9-BS	CT 1209
Suzuki	GSX-R600	2019	YTX9-BS	CT 1209
Suzuki	UH200A Burgman	2019	YTX9-BS	CT 1209
Suzuki	DR650SE	2019	YTX9-BS	CT 1209
Suzuki	DL1000AL8, XAL, XAL8	2019	YTZ14S	CT 1211
Suzuki	DR200S	2019	YTZ8V, YTX7L-BS	CT 1205, CT 1207.1, CT 1207.2
Suzuki	TU250X	2019	YTZ8V, YTX7L-BS	CT 1205, CT 1207.1, CT 1207.2
Suzuki	DR-Z400, E, S, SM	2018	YT7B-BS	CT 1208
Suzuki	VL800 Intruder Volusia, Boulevard C50, T, M50	2018	YTX12-BS	CT 1212
Suzuki	GSX1300R, Z Hayabusa	2018	YTX12-BS	CT 1212
Suzuki	DL650 V-Strom ABS, Adventure	2018	YTX12-BS	CT 1212
Suzuki	LS650 Savage, S40	2018	YTX14AHL-BS, YB14L-B2	CT 1214.1
Suzuki	VL1500 Boulevard C90	2018	YTX20CH-BS	EPS 1218.1
Suzuki	VZ1500 Boulevard M90	2018	YTX20CH-BS	EPS 1218.1
Suzuki	VZR1800 (M109R)	2018	YTX20CH-BS	EPS 1218.1
Suzuki	DR650SE	2018	YTX9-BS	CT 1209
Suzuki	GSX-R600	2018	YTX9-BS	CT 1209
Suzuki	GSX250RL8	2018	YTX9-BS	CT 1209
Suzuki	GSX250RL8, RL9	2018	YTX9-BS	CT 1209
Suzuki	UH200A Burgman	2018	YTX9-BS	CT 1209
Suzuki	GSX-R1000, Z, AL8	2018	YTZ10S	CT 1210.1
Suzuki	DL1000AL8, XAL, XAL8	2018	YTZ14S	CT 1211
Suzuki	DR200S	2018	YTZ8V, YTX7L-BS	CT 1205, CT 1207.1, CT 1207.2
Suzuki	TU250X	2018	YTZ8V, YTX7L-BS	CT 1205, CT 1207.1, CT 1207.2
Suzuki	AN650 Burgman	2017	GYZ16H, YTX14H-BS, YTX14-BS	CT 1214, EPS 1214
Suzuki	DR-Z70	2017	YT4B-BS	CT 12025
Suzuki	DR-Z400, E, S, SM	2017	YT7B-BS	CT 1208
Suzuki	DL650 V-Strom ABS, Adventure	2017	YTX12-BS	CT 1212
Suzuki	VL800 Intruder Volusia, Boulevard C50, T, M50	2017	YTX12-BS	CT 1212
Suzuki	GSX1300R, Z Hayabusa	2017	YTX12-BS	CT 1212
Suzuki	LS650 Savage, S40	2017	YTX14AHL-BS, YB14L-B2	CT 1214.1
Suzuki	VZR1800 (M109R)	2017	YTX20CH-BS	EPS 1218.1
Suzuki	VZ1500 Boulevard M90	2017	YTX20CH-BS	EPS 1218.1
Suzuki	VL1500 Boulevard C90	2017	YTX20CH-BS	EPS 1218.1
Suzuki	UH200A Burgman	2017	YTX9-BS	CT 1209
Suzuki	GW250	2017	YTX9-BS	CT 1209
Suzuki	DR650SE	2017	YTX9-BS	CT 1209
Suzuki	GSX-R600	2017	YTX9-BS	CT 1209

МАРКА	МОДЕЛЬ МОТОЦИКЛА ИЛИ СКУТЕРА	ДАТА ВЫПУСКА	СООТВЕТСТВИЕ JIS-КОДУ	МОДЕЛЬ DELTA
Suzuki	GSX-R1000, Z, AL8	2017	YTZ10S	CT 1210.1
Suzuki	GSX-R1000, A	2017	YTZ10S	CT 1210.1
Suzuki	RV 200, VanVan200	2017	YTZ8V, YTX7L-BS	CT 1205, CT 1207.1, CT 1207.2
Suzuki	TU250X	2017	YTZ8V, YTX7L-BS	CT 1205, CT 1207.1, CT 1207.2
Suzuki	DR200S	2017	YTZ8V, YTX7L-BS	CT 1205, CT 1207.1, CT 1207.2
Suzuki	AN650 Burgman	2016	GYZ16H, YTX14H-BS, YTX14-BS	CT 1214, EPS 1214
Suzuki	DL1000 V-Strom, Adventure	2016	GYZ16H, YTX14H-BS, YTX14-BS	CT 1214, EPS 1214
Suzuki	DR-Z70	2016	YT4B-BS	CT 12025
Suzuki	DR-Z400, E, S, SM	2016	YT7B-BS	CT 1208
Suzuki	DL650 V-Strom ABS, Adventure	2016	YTX12-BS	CT 1212
Suzuki	VL800 Intruder Volusia, Boulevard C50, T, M50	2016	YTX12-BS	CT 1212
Suzuki	GSX1300R, Z Hayabusa	2016	YTX12-BS	CT 1212
Suzuki	LS650 Savage, S40	2016	YTX14AHL-BS, YB14L-B2	CT 1214.1
Suzuki	VZR1800 (M109R)	2016	YTX20CH-BS	EPS 1218.1
Suzuki	VZ1500 Boulevard M90	2016	YTX20CH-BS	EPS 1218.1
Suzuki	VL1500 Boulevard C90	2016	YTX20CH-BS	EPS 1218.1
Suzuki	GSX-R600	2016	YTX9-BS	CT 1209
Suzuki	GW250	2016	YTX9-BS	CT 1209
Suzuki	AN400 Burgman	2016	YTX9-BS	CT 1209
Suzuki	UH200A Burgman	2016	YTX9-BS	CT 1209
Suzuki	DR650SE	2016	YTX9-BS	CT 1209
Suzuki	TU250X	2016	YTZ8V, YTX7L-BS	CT 1205, CT 1207.1, CT 1207.2
Suzuki	DR200S	2016	YTZ8V, YTX7L-BS	CT 1205, CT 1207.1, CT 1207.2
Suzuki	AN650 Burgman	2015	GYZ16H, YTX14H-BS, YTX14-BS	CT 1214, EPS 1214
Suzuki	DL1000 V-Strom, Adventure	2015	GYZ16H, YTX14H-BS, YTX14-BS	CT 1214, EPS 1214
Suzuki	DR-Z70	2015	YT4B-BS	CT 12025
Suzuki	DR-Z400, E, S, SM	2015	YT7B-BS	CT 1208
Suzuki	DL650 V-Strom ABS, Adventure	2015	YTX12-BS	CT 1212
Suzuki	VL800 Intruder Volusia, Boulevard C50, T, M50	2015	YTX12-BS	CT 1212
Suzuki	GSX1300R, Z Hayabusa	2015	YTX12-BS	CT 1212
Suzuki	LS650 Savage, S40	2015	YTX14AHL-BS, YB14L-B2	CT 1214.1
Suzuki	VL1500 Boulevard C90	2015	YTX20CH-BS	EPS 1218.1
Suzuki	VZR1800 (M109R)	2015	YTX20CH-BS	EPS 1218.1
Suzuki	VZ1500 Boulevard M90	2015	YTX20CH-BS	EPS 1218.1
Suzuki	GSX-R600	2015	YTX9-BS	CT 1209
Suzuki	UH200A Burgman	2015	YTX9-BS	CT 1209
Suzuki	GW250	2015	YTX9-BS	CT 1209
Suzuki	DR650SE	2015	YTX9-BS	CT 1209
Suzuki	AN400 Burgman	2015	YTX9-BS	CT 1209
Suzuki	DR200S	2015	YTZ8V, YTX7L-BS	CT 1205, CT 1207.1, CT 1207.2
Suzuki	TU250X	2015	YTZ8V, YTX7L-BS	CT 1205, CT 1207.1, CT 1207.2
Suzuki	AN650 Burgman	2014	GYZ16H, YTX14H-BS, YTX14-BS	CT 1214, EPS 1214
Suzuki	DL1000 V-Strom, Adventure	2014	GYZ16H, YTX14H-BS, YTX14-BS	CT 1214, EPS 1214
Suzuki	DR-Z400, E, S, SM	2014	YT7B-BS	CT 1208
Suzuki	GSX1300R, Z Hayabusa	2014	YTX12-BS	CT 1212
Suzuki	DL650 V-Strom ABS, Adventure	2014	YTX12-BS	CT 1212
Suzuki	VL800 Intruder Volusia, Boulevard C50, T, M50	2014	YTX12-BS	CT 1212
Suzuki	LS650 Savage, S40	2014	YTX14AHL-BS, SYB14L-A2	CT 1214.1
Suzuki	VZ1500 Boulevard M90	2014	YTX20CH-BS	EPS 1218.1
Suzuki	VL1500 Boulevard C90	2014	YTX20CH-BS	EPS 1218.1
Suzuki	VZR1800 (M109R)	2014	YTX20CH-BS	EPS 1218.1
Suzuki	GSX-R600	2014	YTX9-BS	CT 1209
Suzuki	UH200A Burgman	2014	YTX9-BS	CT 1209
Suzuki	DR650SE	2014	YTX9-BS	CT 1209
Suzuki	AN400 Burgman	2014	YTX9-BS	CT 1209



МАРКА	МОДЕЛЬ МОТОЦИКЛА ИЛИ СКУТЕРА	ДАТА ВЫПУСКА	СООТВЕТСТВИЕ JIS-КОДУ	МОДЕЛЬ DELTA
Suzuki	GW250	2014	YTX9-BS	CT 1209
Suzuki	TU250X	2014	YTZ8V, YTX7L-BS	CT 1205, CT 1207.1, CT 1207.2
Suzuki	AN650 Burgman	2013	GYZ16H, YTX14H-BS, YTX14-BS	CT 1214, EPS 1214
Suzuki	DL1000 V-Strom, Adventure	2013	GYZ16H, YTX14H-BS, YTX14-BS	CT 1214, EPS 1214
Suzuki	DR-Z400, E, S, SM	2013	YT7B-BS	CT 1208
Suzuki	DL650 V-Strom ABS, Adventure	2013	YTX12-BS	CT 1212
Suzuki	VL800 Intruder Volusia, Boulevard C50, T, M50	2013	YTX12-BS	CT 1212
Suzuki	SV650, S	2013	YTX12-BS	CT 1212
Suzuki	GSX1300R, Z Hayabusa	2013	YTX12-BS	CT 1212
Suzuki	LS650 Savage, S40	2013	YTX14AHL-BS, SYB14L-A2	CT 1214.1
Suzuki	VZ1500 Boulevard M90	2013	YTX20CH-BS	EPS 1218.1
Suzuki	VZR1800 [M109R]	2013	YTX20CH-BS	EPS 1218.1
Suzuki	GW250	2013	YTX9-BS	CT 1209
Suzuki	DR650SE	2013	YTX9-BS	CT 1209
Suzuki	GSX-R600	2013	YTX9-BS	CT 1209
Suzuki	AN400 Burgman	2013	YTX9-BS	CT 1209
Suzuki	DR200SE	2013	YTZ8V, YTX7L-BS	CT 1205, CT 1207.1, CT 1207.2
Suzuki	TU250X	2013	YTZ8V, YTX7L-BS	CT 1205, CT 1207.1, CT 1207.2
Suzuki	AN650 Burgman	2012	GYZ16H, YTX14H-BS, YTX14-BS	CT 1214, EPS 1214
Suzuki	DL1000 V-Strom, Adventure	2012	GYZ16H, YTX14H-BS, YTX14-BS	CT 1214, EPS 1214
Suzuki	DR-Z400, E, S, SM	2012	YT7B-BS	CT 1208
Suzuki	SV650, S	2012	YTX12-BS	CT 1212
Suzuki	VL800 Intruder Volusia, Boulevard C50, T, M50	2012	YTX12-BS	CT 1212
Suzuki	GSX1300R, Z Hayabusa	2012	YTX12-BS	CT 1212
Suzuki	DL650 V-Strom ABS, Adventure	2012	YTX12-BS	CT 1212
Suzuki	LS650 Savage, S40	2012	YTX14AHL-BS, SYB14L-A2	CT 1214.1
Suzuki	VZR1800 [M109R]	2012	YTX20CH-BS	EPS 1218.1
Suzuki	VZ1500 Boulevard M90	2012	YTX20CH-BS	EPS 1218.1
Suzuki	VLR1800 [C109R]	2012	YTX20CH-BS	EPS 1218.1
Suzuki	DR650SE	2012	YTX9-BS	CT 1209
Suzuki	AN400 Burgman	2012	YTX9-BS	CT 1209
Suzuki	GSX-R600	2012	YTX9-BS	CT 1209
Suzuki	GZ250	2012	YTZ8V, YTX7L-BS	CT 1205, CT 1207.1, CT 1207.2
Suzuki	DR200SE	2012	YTZ8V, YTX7L-BS	CT 1205, CT 1207.1, CT 1207.2
Suzuki	TU250X	2012	YTZ8V, YTX7L-BS	CT 1205, CT 1207.1, CT 1207.2
Suzuki	DL1000 V-Strom, Adventure	2011	GYZ16H, YTX14H-BS, YTX14-BS	CT 1214, EPS 1214
Suzuki	AN650 Burgman	2011	GYZ16H, YTX14H-BS, YTX14-BS	CT 1214, EPS 1214
Suzuki	DR-Z400, E, S, SM	2011	YT7B-BS	CT 1208
Suzuki	VL800 Intruder Volusia, Boulevard C50, T, M50	2011	YTX12-BS	CT 1212
Suzuki	DL650 V-Strom ABS, Adventure	2011	YTX12-BS	CT 1212
Suzuki	GSX1300R, Z Hayabusa	2011	YTX12-BS	CT 1212
Suzuki	SV650, S	2011	YTX12-BS	CT 1212
Suzuki	GSX1300BK B-King	2011	YTX12-BS	CT 1212
Suzuki	LS650 Savage, S40	2011	YTX14AHL-BS, SYB14L-A2	CT 1214.1
Suzuki	VZR1800 [M109R]	2011	YTX20CH-BS	EPS 1218.1
Suzuki	VZ1500 Boulevard M90	2011	YTX20CH-BS	EPS 1218.1
Suzuki	VLR1800 [C109R]	2011	YTX20CH-BS	EPS 1218.1
Suzuki	GSX-R600	2011	YTX9-BS	CT 1209
Suzuki	GSX650F	2011	YTX9-BS	CT 1209
Suzuki	AN400 Burgman	2011	YTX9-BS	CT 1209
Suzuki	DR650SE	2011	YTX9-BS	CT 1209
Suzuki	TU250X	2011	YTZ8V, YTX7L-BS	CT 1205, CT 1207.1, CT 1207.2
Suzuki	GZ250	2011	YTZ8V, YTX7L-BS	CT 1205, CT 1207.1, CT 1207.2
Suzuki	DR200SE	2011	YTZ8V, YTX7L-BS	CT 1205, CT 1207.1, CT 1207.2
Suzuki	AN650 Burgman	2010	GYZ16H, YTX14H-BS, YTX14-BS	CT 1214, EPS 1214

МАРКА	МОДЕЛЬ МОТОЦИКЛА ИЛИ СКУТЕРА	ДАТА ВЫПУСКА	СООТВЕТСТВИЕ JIS-КОДУ	МОДЕЛЬ DELTA
Suzuki	DL1000 V-Strom, Adventure	2010	GYZ16H, YTX14H-BS, YTX14-BS	CT 1214, EPS 1214
Suzuki	DR-Z400, E, S, SM	2010	YT7B-BS	CT 1208
Suzuki	DL650 V-Strom ABS, Adventure	2010	YTX12-BS	CT 1212
Suzuki	GSX1300BK B-King	2010	YTX12-BS	CT 1212
Suzuki	GSX1300R, Z Hayabusa	2010	YTX12-BS	CT 1212
Suzuki	VL800 Intruder Volusia, Boulevard C50, T, M50	2010	YTX12-BS	CT 1212
Suzuki	SV650, S	2010	YTX12-BS	CT 1212
Suzuki	LS650 Savage, S40	2010	YTX14AHL-BS, SYB14L-A2	CT 1214.1
Suzuki	VZ1500 Boulevard M90	2010	YTX20CH-BS	EPS 1218.1
Suzuki	VZR1800 [M109R]	2010	YTX20CH-BS	EPS 1218.1
Suzuki	VLR1800 [C109R]	2010	YTX20CH-BS	EPS 1218.1
Suzuki	GSX650F	2010	YTX9-BS	CT 1209
Suzuki	DR650SE	2010	YTX9-BS	CT 1209
Suzuki	GSX-R600	2010	YTX9-BS	CT 1209
Suzuki	AN400 Burgman	2010	YTX9-BS	CT 1209
Suzuki	DR200SE	2010	YT28V, YTX7L-BS	CT 1205, CT 1207.1, CT 1207.2
Suzuki	GZ250	2010	YT28V, YTX7L-BS	CT 1205, CT 1207.1, CT 1207.2
Suzuki	TU250X	2010	YT28V, YTX7L-BS	CT 1205, CT 1207.1, CT 1207.2
Suzuki	DL1000 V-Strom, Adventure	2009	GYZ16H, YTX14H-BS, YTX14-BS	CT 1214, EPS 1214
Suzuki	AN650 Burgman	2009	GYZ16H, YTX14H-BS, YTX14-BS	CT 1214, EPS 1214
Suzuki	DR-Z70	2009	YT4B-BS	CT 12025
Suzuki	DR-Z400, E, S, SM	2009	YT7B-BS	CT 1208
Suzuki	VL800 Intruder Volusia, Boulevard C50, T, M50	2009	YTX12-BS	CT 1212
Suzuki	SV650, S	2009	YTX12-BS	CT 1212
Suzuki	GSX1300R, Z Hayabusa	2009	YTX12-BS	CT 1212
Suzuki	GSX1300BK B-King	2009	YTX12-BS	CT 1212
Suzuki	DL650 V-Strom ABS, Adventure	2009	YTX12-BS	CT 1212
Suzuki	LS650 Savage, S40	2009	YTX14AHL-BS, SYB14L-A2	CT 1214.1
Suzuki	VZ1500 Boulevard M90	2009	YTX20CH-BS	EPS 1218.1
Suzuki	VZR1800 [M109R]	2009	YTX20CH-BS	EPS 1218.1
Suzuki	VLR1800 [C109R]	2009	YTX20CH-BS	EPS 1218.1
Suzuki	GSX-R600	2009	YTX9-BS	CT 1209
Suzuki	AN400 Burgman	2009	YTX9-BS	CT 1209
Suzuki	DR650SE	2009	YTX9-BS	CT 1209
Suzuki	GSX650F	2009	YTX9-BS	CT 1209
Suzuki	TU250X	2009	YT28V, YTX7L-BS	CT 1205, CT 1207.1, CT 1207.2
Suzuki	DR200SE	2009	YT28V, YTX7L-BS	CT 1205, CT 1207.1, CT 1207.2
Suzuki	GZ250	2009	YT28V, YTX7L-BS	CT 1205, CT 1207.1, CT 1207.2
Suzuki	DL1000 V-Strom, Adventure	2008	GYZ16H, YTX14H-BS, YTX14-BS	CT 1214, EPS 1214
Suzuki	AN650 Burgman	2008	GYZ16H, YTX14H-BS, YTX14-BS	CT 1214, EPS 1214
Suzuki	DR-Z70	2008	YT4B-BS	CT 12025
Suzuki	DR-Z400, E, S, SM	2008	YT7B-BS	CT 1208
Suzuki	SV650, S	2008	YTX12-BS	CT 1212
Suzuki	GSX1300R, Z Hayabusa	2008	YTX12-BS	CT 1212
Suzuki	GSX1300BK B-King	2008	YTX12-BS	CT 1212
Suzuki	VZ800 Marauder	2008	YTX12-BS	CT 1212
Suzuki	DL650 V-Strom ABS, Adventure	2008	YTX12-BS	CT 1212
Suzuki	VL800 Intruder Volusia, Boulevard C50, T, M50	2008	YTX12-BS	CT 1212
Suzuki	LS650 Savage, S40	2008	YTX14AHL-BS, SYB14L-A2	CT 1214.1
Suzuki	VLR1800 [C109R]	2008	YTX20CH-BS	EPS 1218.1
Suzuki	VZR1800 [M109R]	2008	YTX20CH-BS	EPS 1218.1
Suzuki	AN400 Burgman	2008	YTX9-BS	CT 1209
Suzuki	GSX-R600	2008	YTX9-BS	CT 1209
Suzuki	DR650SE	2008	YTX9-BS	CT 1209
Suzuki	GSX650F	2008	YTX9-BS	CT 1209

МАРКА	МОДЕЛЬ МОТОЦИКЛА ИЛИ СКУТЕРА	ДАТА ВЫПУСКА	СООТВЕТСТВИЕ JIS-КОДУ	МОДЕЛЬ DELTA
Suzuki	GZ250	2008	YTZ8V, YTX7L-BS	CT 1205, CT 1207.1, CT 1207.2
Suzuki	DR200SE	2008	YTZ8V, YTX7L-BS	CT 1205, CT 1207.1, CT 1207.2
Suzuki	DL1000 V-Strom, Adventure	2007	GYZ16H, YTX14H-BS, YTX14-BS	CT 1214, EPS 1214
Suzuki	SV1000, S	2007	GYZ16H, YTX14H-BS, YTX14-BS	CT 1214, EPS 1214
Suzuki	AN650 Burgman	2007	GYZ16H, YTX14H-BS, YTX14-BS	CT 1214, EPS 1214
Suzuki	DR-Z400, E, S, SM	2007	YT7B-BS	CT 1208
Suzuki	VZ800 Marauder	2007	YTX12-BS	CT 1212
Suzuki	DL650 V-Strom ABS, Adventure	2007	YTX12-BS	CT 1212
Suzuki	SV650, S	2007	YTX12-BS	CT 1212
Suzuki	VL800 Intruder Volusia, Boulevard C50, T, M50	2007	YTX12-BS	CT 1212
Suzuki	LS650 Savage, S40	2007	YTX14AHL-BS, SYB14L-A2	CT 1214.1
Suzuki	VZR1800 (M109R)	2007	YTX20CH-BS	EPS 1218.1
Suzuki	DR650SE	2007	YTX9-BS	CT 1209
Suzuki	AN400 Burgman	2007	YTX9-BS	CT 1209
Suzuki	GSX-R600	2007	YTX9-BS	CT 1209
Suzuki	DR-Z250	2007	YTZ7S, YTX5L-BS	CT 1205, CT 1207.2
Suzuki	DR200SE	2007	YTZ8V, YTX7L-BS	CT 1205, CT 1207.1, CT 1207.2
Suzuki	GZ250	2007	YTZ8V, YTX7L-BS	CT 1205, CT 1207.1, CT 1207.2
Suzuki	AN650 Burgman	2006	GYZ16H, YTX14H-BS, YTX14-BS	CT 1214, EPS 1214
Suzuki	SV1000, S	2006	GYZ16H, YTX14H-BS, YTX14-BS	CT 1214, EPS 1214
Suzuki	DL1000 V-Strom, Adventure	2006	GYZ16H, YTX14H-BS, YTX14-BS	CT 1214, EPS 1214
Suzuki	DR-Z400, E, S, SM	2006	YT7B-BS	CT 1208
Suzuki	DL650 V-Strom ABS, Adventure	2006	YTX12-BS	CT 1212
Suzuki	SV650, S	2006	YTX12-BS	CT 1212
Suzuki	VZ800 Marauder	2006	YTX12-BS	CT 1212
Suzuki	VL800 Intruder Volusia, Boulevard C50, T, M50	2006	YTX12-BS	CT 1212
Suzuki	LS650 Savage, S40	2006	YTX14AHL-BS, SYB14L-A2	CT 1214.1
Suzuki	VZR1800 (M109R)	2006	YTX20CH-BS	EPS 1218.1
Suzuki	DR650SE	2006	YTX9-BS	CT 1209
Suzuki	GSX600F Katana	2006	YTX9-BS	CT 1209
Suzuki	GSX750F Katana	2006	YTX9-BS	CT 1209
Suzuki	GSX-R600	2006	YTX9-BS	CT 1209
Suzuki	AN400 Burgman	2006	YTX9-BS	CT 1209
Suzuki	DR-Z250	2006	YTZ7S, YTX5L-BS	CT 1205, CT 1207.2
Suzuki	DR200SE	2006	YTZ8V, YTX7L-BS	CT 1205, CT 1207.1, CT 1207.2
Suzuki	GZ250	2006	YTZ8V, YTX7L-BS	CT 1205, CT 1207.1, CT 1207.2
Suzuki	AN650 Burgman	2005	GYZ16H, YTX14H-BS, YTX14-BS	CT 1214, EPS 1214
Suzuki	DL1000 V-Strom, Adventure	2005	GYZ16H, YTX14H-BS, YTX14-BS	CT 1214, EPS 1214
Suzuki	SV1000, S	2005	GYZ16H, YTX14H-BS, YTX14-BS	CT 1214, EPS 1214
Suzuki	DR-Z400, E, S, SM	2005	YT7B-BS	CT 1208
Suzuki	SV650, S	2005	YTX12-BS	CT 1212
Suzuki	GSF1200, S Bandit	2005	YTX12-BS	CT 1212
Suzuki	DL650 V-Strom ABS, Adventure	2005	YTX12-BS	CT 1212
Suzuki	VZ800 Marauder	2005	YTX12-BS	CT 1212
Suzuki	VL800 Intruder Volusia, Boulevard C50, T, M50	2005	YTX12-BS	CT 1212
Suzuki	LS650 Savage, S40	2005	YTX14AHL-BS, SYB14L-A2	CT 1214.1
Suzuki	Marauder, Boulevard M95	2005	YTX20CH-BS, YTX16-BS	EPS 1218.1
Suzuki	AN400 Burgman	2005	YTX9-BS	CT 1209
Suzuki	GSX600F Katana	2005	YTX9-BS	CT 1209
Suzuki	GSX-R600	2005	YTX9-BS	CT 1209
Suzuki	DR650SE	2005	YTX9-BS	CT 1209
Suzuki	GSX750F Katana	2005	YTX9-BS	CT 1209
Suzuki	DR-Z250	2005	YTZ7S, YTX5L-BS	CT 1205, CT 1207.2
Suzuki	DR200SE	2005	YTZ8V, YTX7L-BS	CT 1205, CT 1207.1, CT 1207.2
Suzuki	GZ250	2005	YTZ8V, YTX7L-BS	CT 1205, CT 1207.1, CT 1207.2

МАРКА	МОДЕЛЬ МОТОЦИКЛА ИЛИ СКУТЕРА	ДАТА ВЫПУСКА	СООТВЕТСТВИЕ JIS-КОДУ	МОДЕЛЬ DELTA
Suzuki	AN650 Burgman	2004	GYZ16H, YTX14H-BS, YTX14-BS	CT 1214, EPS 1214
Suzuki	SV1000, S	2004	GYZ16H, YTX14H-BS, YTX14-BS	CT 1214, EPS 1214
Suzuki	DL1000 V-Strom, Adventure	2004	GYZ16H, YTX14H-BS, YTX14-BS	CT 1214, EPS 1214
Suzuki	DR-Z400, E, S, SM	2004	YT7B-BS	CT 1208
Suzuki	GSX-R1000, Z	2004	YTX12-BS	CT 1212
Suzuki	DL650 V-Strom ABS, Adventure	2004	YTX12-BS	CT 1212
Suzuki	SV650, S	2004	YTX12-BS	CT 1212
Suzuki	VZ800 Marauder	2004	YTX12-BS	CT 1212
Suzuki	GSF1200, S Bandit	2004	YTX12-BS	CT 1212
Suzuki	VL800 Intruder Volusia, Boulevard C50, T, M50	2004	YTX12-BS	CT 1212
Suzuki	LS650 Savage, S40	2004	YTX14AHL-BS, SYB14L-A2	CT 1214.1
Suzuki	Marauder, Boulevard M95	2004	YTX20CH-BS, YTX16-BS	EPS 1218.1
Suzuki	DR650SE	2004	YTX9-BS	CT 1209
Suzuki	AN400 Burgman	2004	YTX9-BS	CT 1209
Suzuki	GSX750F Katana	2004	YTX9-BS	CT 1209
Suzuki	GSX-R600	2004	YTX9-BS	CT 1209
Suzuki	GSX600F Katana	2004	YTX9-BS	CT 1209
Suzuki	DR-Z250	2004	YTZ7S, YTX5L-BS	CT 1205, CT 1207.2
Suzuki	GZ250	2004	YTZ8V, YTX7L-BS	CT 1205, CT 1207.1, CT 1207.2
Suzuki	DR200SE	2004	YTZ8V, YTX7L-BS	CT 1205, CT 1207.1, CT 1207.2
Suzuki	DL1000 V-Strom, Adventure	2003	GYZ16H, YTX14H-BS, YTX14-BS	CT 1214, EPS 1214
Suzuki	SV1000, S	2003	GYZ16H, YTX14H-BS, YTX14-BS	CT 1214, EPS 1214
Suzuki	AN650 Burgman	2003	GYZ16H, YTX14H-BS, YTX14-BS	CT 1214, EPS 1214
Suzuki	DR-Z400, E, S, SM	2003	YT7B-BS	CT 1208
Suzuki	SV650, S	2003	YTX12-BS	CT 1212
Suzuki	VL800 Intruder Volusia, Boulevard C50, T, M50	2003	YTX12-BS	CT 1212
Suzuki	VZ800 Marauder	2003	YTX12-BS	CT 1212
Suzuki	GSX-R1000, Z	2003	YTX12-BS	CT 1212
Suzuki	GSF1200, S Bandit	2003	YTX12-BS	CT 1212
Suzuki	LS650 Savage, S40	2003	YTX14AHL-BS, SYB14L-A2	CT 1214.1
Suzuki	AN400 Burgman	2003	YTX9-BS	CT 1209
Suzuki	GSX600F Katana	2003	YTX9-BS	CT 1209
Suzuki	GSX-R600	2003	YTX9-BS	CT 1209
Suzuki	GSF600S Bandit	2003	YTX9-BS	CT 1209
Suzuki	GSX750F Katana	2003	YTX9-BS	CT 1209
Suzuki	DR650SE	2003	YTX9-BS	CT 1209
Suzuki	DR-Z250	2003	YTZ7S, YTX5L-BS	CT 1205, CT 1207.2
Suzuki	GZ250	2003	YTZ8V, YTX7L-BS	CT 1205, CT 1207.1, CT 1207.2
Suzuki	DR200SE	2003	YTZ8V, YTX7L-BS	CT 1205, CT 1207.1, CT 1207.2
Suzuki	DL1000 V-Strom, Adventure	2002	GYZ16H, YTX14H-BS, YTX14-BS	CT 1214, EPS 1214
Suzuki	DR-Z400, E, S, SM	2002	YT7B-BS	CT 1208
Suzuki	VL800 Intruder Volusia, Boulevard C50, T, M50	2002	YTX12-BS	CT 1212
Suzuki	VZ800 Marauder	2002	YTX12-BS	CT 1212
Suzuki	GSF1200, S Bandit	2002	YTX12-BS	CT 1212
Suzuki	GSX-R1000, Z	2002	YTX12-BS	CT 1212
Suzuki	LS650 Savage, S40	2002	YTX14AHL-BS, SYB14L-A2	CT 1214.1
Suzuki	GSX750F Katana	2002	YTX9-BS	CT 1209
Suzuki	DR650SE	2002	YTX9-BS	CT 1209
Suzuki	GSF600S Bandit	2002	YTX9-BS	CT 1209
Suzuki	GSX-R600	2002	YTX9-BS	CT 1209
Suzuki	GSX600F Katana	2002	YTX9-BS	CT 1209
Suzuki	DR-Z250	2002	YTZ7S, YTX5L-BS	CT 1205, CT 1207.2
Suzuki	DR200SE	2002	YTZ8V, YTX7L-BS	CT 1205, CT 1207.1, CT 1207.2
Suzuki	GZ250	2002	YTZ8V, YTX7L-BS	CT 1205, CT 1207.1, CT 1207.2
Suzuki	DR-Z400, E, S, SM	2001	YT7B-BS	CT 1208

# #ДЕЛЬТА ЗАВОДИТ



МАРКА	МОДЕЛЬ МОТОЦИКЛА ИЛИ СКУТЕРА	ДАТА ВЫПУСКА	СООТВЕТСТВИЕ JIS-КОДУ	МОДЕЛЬ DELTA
Suzuki	GSX-R1000, Z	2001	YTX12-BS	CT 1212
Suzuki	VZ800 Marauder	2001	YTX12-BS	CT 1212
Suzuki	TL1000S	2001	YTX12-BS	CT 1212
Suzuki	GSF1200, S Bandit	2001	YTX12-BS	CT 1212
Suzuki	VL800 Intruder Volusia, Boulevard C50, T, M50	2001	YTX12-BS	CT 1212
Suzuki	GSX1100S Katana	2001	YTX14AHL-BS, SYB14L-A2	CT 1214.1
Suzuki	LS650 Savage, S40	2001	YTX14AHL-BS, SYB14L-A2	CT 1214.1
Suzuki	DR650SE	2001	YTX9-BS	CT 1209
Suzuki	GSX600F Katana	2001	YTX9-BS	CT 1209
Suzuki	GSX-R600	2001	YTX9-BS	CT 1209
Suzuki	GSF600S Bandit	2001	YTX9-BS	CT 1209
Suzuki	GSX750F Katana	2001	YTX9-BS	CT 1209
Suzuki	DR-Z250	2001	YTZ7S, YTX5L-BS	CT 1205, CT 1207.2
Suzuki	DR200SE	2001	YTZ8V, YTX7L-BS	CT 1205, CT 1207.1, CT 1207.2
Suzuki	GZ250	2001	YTZ8V, YTX7L-BS	CT 1205, CT 1207.1, CT 1207.2
Suzuki	DR-Z400, E, S, SM	2000	YT7B-BS	CT 1208
Suzuki	GSF1200, S Bandit	2000	YTX12-BS	CT 1212
Suzuki	VZ800 Marauder	2000	YTX12-BS	CT 1212
Suzuki	TL1000S	2000	YTX12-BS	CT 1212
Suzuki	GSX1100S Katana	2000	YTX14AHL-BS, SYB14L-A2	CT 1214.1
Suzuki	LS650 Savage, S40	2000	YTX14AHL-BS, SYB14L-A2	CT 1214.1
Suzuki	GSX600F Katana	2000	YTX9-BS	CT 1209
Suzuki	GSF600S Bandit	2000	YTX9-BS	CT 1209
Suzuki	GSX-R600	2000	YTX9-BS	CT 1209
Suzuki	DR650SE	2000	YTX9-BS	CT 1209
Suzuki	GSX750F Katana	2000	YTX9-BS	CT 1209
Suzuki	DR200SE	2000	YTZ8V, YTX7L-BS	CT 1205, CT 1207.1, CT 1207.2
Suzuki	GZ250	2000	YTZ8V, YTX7L-BS	CT 1205, CT 1207.1, CT 1207.2
Suzuki	TL1000S	1999	YTX12-BS	CT 1212
Suzuki	VZ800 Marauder	1999	YTX12-BS	CT 1212
Suzuki	GSF1200, S Bandit	1999	YTX12-BS	CT 1212
Suzuki	LS650 Savage, S40	1999	YTX14AHL-BS, SYB14L-A2	CT 1214.1
Suzuki	GSX1100S Katana	1999	YTX14AHL-BS, SYB14L-A2	CT 1214.1
Suzuki	GSX-R750	1999	YTX9-BS	CT 1209
Suzuki	GSF600S Bandit	1999	YTX9-BS	CT 1209
Suzuki	GSX-R600	1999	YTX9-BS	CT 1209
Suzuki	GSX600F Katana	1999	YTX9-BS	CT 1209
Suzuki	GSX750F Katana	1999	YTX9-BS	CT 1209
Suzuki	DR650SE	1999	YTX9-BS	CT 1209
Suzuki	GZ250	1999	YTZ8V, YTX7L-BS	CT 1205, CT 1207.1, CT 1207.2
Suzuki	DR200SE	1999	YTZ8V, YTX7L-BS	CT 1205, CT 1207.1, CT 1207.2
Suzuki	DR350SE	1999	YTZ8V, YTX7L-BS	CT 1205, CT 1207.1, CT 1207.2
Suzuki	VZ800 Marauder	1998	YTX12-BS	CT 1212
Suzuki	GSF1200, S Bandit	1998	YTX12-BS	CT 1212
Suzuki	GSX-R1100 W	1998	YTX12-BS	CT 1212
Suzuki	TL1000S	1998	YTX12-BS	CT 1212
Suzuki	GSX1100S Katana	1998	YTX14AHL-BS, SYB14L-A2	CT 1214.1
Suzuki	LS650 Savage, S40	1998	YTX14AHL-BS, SYB14L-A2	CT 1214.1
Suzuki	GSF600S Bandit	1998	YTX9-BS	CT 1209
Suzuki	GSX-R600	1998	YTX9-BS	CT 1209
Suzuki	GSX-R750	1998	YTX9-BS	CT 1209
Suzuki	GSX600F Katana	1998	YTX9-BS	CT 1209
Suzuki	GSX750F Katana	1998	YTX9-BS	CT 1209
Suzuki	DR650SE	1998	YTX9-BS	CT 1209
Suzuki	DR350SE	1998	YTZ8V, YTX7L-BS	CT 1205, CT 1207.1, CT 1207.2
Suzuki	DR200SE	1998	YTZ8V, YTX7L-BS	CT 1205, CT 1207.1, CT 1207.2

МАРКА	МОДЕЛЬ МОТОЦИКЛА ИЛИ СКУТЕРА	ДАТА ВЫПУСКА	СООТВЕТСТВИЕ JIS-КОДУ	МОДЕЛЬ DELTA
Suzuki	GSX-R1100 W	1997	YTX12-BS	CT 1212
Suzuki	TL1000S	1997	YTX12-BS	CT 1212
Suzuki	VZ800 Marauder	1997	YTX12-BS	CT 1212
Suzuki	GSF1200, S Bandit	1997	YTX12-BS	CT 1212
Suzuki	GSX1100S Katana	1997	YTX14AHL-BS, SYB14L-A2	CT 1214.1
Suzuki	LS650 Savage, S40	1997	YTX14AHL-BS, SYB14L-A2	CT 1214.1
Suzuki	GSX750F Katana	1997	YTX14AHL-BS, YB14L-B2	CT 1214.1
Suzuki	GSF600S Bandit	1997	YTX9-BS	CT 1209
Suzuki	RF900, R, S, ZS	1997	YTX9-BS	CT 1209
Suzuki	DR650SE (CN)	1997	YTX9-BS	CT 1209
Suzuki	GSX-R750	1997	YTX9-BS	CT 1209
Suzuki	GSX-R600	1997	YTX9-BS	CT 1209
Suzuki	DR200SE	1997	YTZ8V, YTX7L-BS	CT 1205, CT 1207.1, CT 1207.2
Suzuki	DR350SE	1997	YTZ8V, YTX7L-BS	CT 1205, CT 1207.1, CT 1207.2
Suzuki	GSX-R1100 W	1996	YTX12-BS	CT 1212
Suzuki	LS650 Savage, S40	1996	YTX14AHL-BS, SYB14L-A2	CT 1214.1
Suzuki	GSX1100S Katana	1996	YTX14AHL-BS, SYB14L-A2	CT 1214.1
Suzuki	GSX750F Katana	1996	YTX14AHL-BS, YB14L-B2	CT 1214.1
Suzuki	RF900, R, S, ZS	1996	YTX9-BS	CT 1209
Suzuki	GSX-R750	1996	YTX9-BS	CT 1209
Suzuki	GSF600S Bandit	1996	YTX9-BS	CT 1209
Suzuki	DR650SE (CN)	1996	YTX9-BS	CT 1209
Suzuki	RF600R, S	1996	YTX9-BS	CT 1209
Suzuki	DR350S	1996	YTZ5S-BS, YTX4L-BS	CT 1204
Suzuki	DR125, SE, SES	1996	YTZ8V, YTX7L-BS	CT 1205, CT 1207.1, CT 1207.2
Suzuki	DR200SE	1996	YTZ8V, YTX7L-BS	CT 1205, CT 1207.1, CT 1207.2
Suzuki	DR350SE	1996	YTZ8V, YTX7L-BS	CT 1205, CT 1207.1, CT 1207.2
Suzuki	DR650S ER, ES	1995	YTX12-BS	CT 1212
Suzuki	GSX-R1100 W	1995	YTX12-BS	CT 1212
Suzuki	GSX1100S Katana	1995	YTX14AHL-BS, SYB14L-A2	CT 1214.1
Suzuki	LS650 Savage, S40	1995	YTX14AHL-BS, SYB14L-A2	CT 1214.1
Suzuki	GSX750F Katana	1995	YTX14AHL-BS, YB14L-B2	CT 1214.1
Suzuki	RF900, R, S, ZS	1995	YTX9-BS	CT 1209
Suzuki	RF600R, S	1995	YTX9-BS	CT 1209
Suzuki	GSXR750W	1995	YTX9-BS	CT 1209
Suzuki	DR350S	1995	YTZ5S-BS, YTX4L-BS	CT 1204
Suzuki	DR250S EP, ER, ES	1995	YTZ8V, YTX7L-BS	CT 1205, CT 1207.1, CT 1207.2
Suzuki	DR350SE	1995	YTZ8V, YTX7L-BS	CT 1205, CT 1207.1, CT 1207.2
Suzuki	DR125, SE, SES	1995	YTZ8V, YTX7L-BS	CT 1205, CT 1207.1, CT 1207.2
Suzuki	GSX-R1100 W	1994	YTX12-BS	CT 1212
Suzuki	DR650S ER, ES	1994	YTX12-BS	CT 1212
Suzuki	LS650 Savage, S40	1994	YTX14AHL-BS, SYB14L-A2	CT 1214.1
Suzuki	GSX1100S Katana	1994	YTX14AHL-BS, SYB14L-A2	CT 1214.1
Suzuki	GSX750F Katana	1994	YTX14AHL-BS, YB14L-B2	CT 1214.1
Suzuki	GSXR750W	1994	YTX9-BS	CT 1209
Suzuki	RF600R, S	1994	YTX9-BS	CT 1209
Suzuki	RF900, R, S, ZS	1994	YTX9-BS	CT 1209
Suzuki	DR350S	1994	YTZ5S-BS, YTX4L-BS	CT 1204
Suzuki	DR125, SE, SES	1994	YTZ8V, YTX7L-BS	CT 1205, CT 1207.1, CT 1207.2
Suzuki	RV125 SE, R	1994	YTZ8V, YTX7L-BS	CT 1205, CT 1207.1, CT 1207.2
Suzuki	DR250S EP, ER, ES	1994	YTZ8V, YTX7L-BS	CT 1205, CT 1207.1, CT 1207.2
Suzuki	DR350SE	1994	YTZ8V, YTX7L-BS	CT 1205, CT 1207.1, CT 1207.2
Suzuki	GSX1100G	1993	GYZ16H, YTX14H-BS, YTX14-BS	CT 1214, EPS 1214
Suzuki	VX800	1993	YB16B-A	CT 1214, EPS 1214
Suzuki	GSX-R1100 W	1993	YTX12-BS	CT 1212
Suzuki	GSXR750W	1993	YTX12-BS	CT 1212
Suzuki	LS650 Savage, S40	1993	YTX14AHL-BS, SYB14L-A2	CT 1214.1

# #ДЕЛЬТА ЗАВОДИТ



МАРКА	МОДЕЛЬ МОТОЦИКЛА ИЛИ СКУТЕРА	ДАТА ВЫПУСКА	СООТВЕТСТВИЕ JIS-КОДУ	МОДЕЛЬ DELTA
Suzuki	GSX1100S Katana	1993	YTX14AHL-BS, SYB14L-A2	CT 1214.1
Suzuki	GSX750F Katana	1993	YTX14AHL-BS, YB14L-B2	CT 1214.1
Suzuki	GSX1100F Katana	1993	YTX14AHL-BS, YB14L-B2	CT 1214.1
Suzuki	DR650S N, P	1993	YTX4L-BS	CT 1204, CT 1205, CT 1207.2
Suzuki	GSF400 Bandit	1993	YTX9-BS	CT 1209
Suzuki	GSX-R600W	1993	YTX9-BS	CT 1209
Suzuki	DR350S	1993	YTZ5S-BS, YTX4L-BS	CT 1204
Suzuki	DR250S EP, ER, ES	1993	YTZ8V, YTX7L-BS	CT 1205, CT 1207.1, CT 1207.2
Suzuki	GSX1100G	1992	GYZ16H, YTX14H-BS, YTX14-BS	CT 1214, EPS 1214
Suzuki	VX800	1992	YB16B-A	CT 1214, EPS 1214
Suzuki	GSX-R1100	1992	YTX14AHL-BS, SYB14L-A2	CT 1214.1
Suzuki	LS650 Savage, S40	1992	YTX14AHL-BS, SYB14L-A2	CT 1214.1
Suzuki	GSX1100S Katana	1992	YTX14AHL-BS, SYB14L-A2	CT 1214.1
Suzuki	GSX-R750	1992	YTX14AHL-BS, SYB14L-A2	CT 1214.1
Suzuki	GSX1100F Katana	1992	YTX14AHL-BS, YB14L-B2	CT 1214.1
Suzuki	GSX750F Katana	1992	YTX14AHL-BS, YB14L-B2	CT 1214.1
Suzuki	DR650S N, P	1992	YTX4L-BS	CT 1204, CT 1205, CT 1207.2
Suzuki	GSX-R600W	1992	YTX9-BS	CT 1209
Suzuki	GSF400 Bandit	1992	YTX9-BS	CT 1209
Suzuki	DR350S	1992	YTZ5S-BS, YTX4L-BS	CT 1204
Suzuki	DR250S	1992	YTZ5S-BS, YTX4L-BS	CT 1204
Suzuki	GSX1100G	1991	GYZ16H, YTX14H-BS, YTX14-BS	CT 1214, EPS 1214
Suzuki	VX800	1991	YB16B-A	CT 1214, EPS 1214
Suzuki	DR650S	1991	YB5L-B	CT 1205.1
Suzuki	GSX-R1100	1991	YTX14AHL-BS, SYB14L-A2	CT 1214.1
Suzuki	LS650 Savage, S40	1991	YTX14AHL-BS, SYB14L-A2	CT 1214.1
Suzuki	GSX1100S Katana	1991	YTX14AHL-BS, SYB14L-A2	CT 1214.1
Suzuki	GSX-R750	1991	YTX14AHL-BS, SYB14L-A2	CT 1214.1
Suzuki	GSX1100F Katana	1991	YTX14AHL-BS, YB14L-B2	CT 1214.1
Suzuki	GSX750F Katana	1991	YTX14AHL-BS, YB14L-B2	CT 1214.1
Suzuki	GSF400 Bandit	1991	YTX9-BS	CT 1209
Suzuki	DR350S	1991	YTZ5S-BS, YTX4L-BS	CT 1204
Suzuki	DR250S	1991	YTZ5S-BS, YTX4L-BS	CT 1204
Suzuki	VX800	1990	YB16B-A	CT 1214, EPS 1214
Suzuki	DR650S	1990	YB5L-B	CT 1205.1
Suzuki	GSX-R750	1990	YTX14AHL-BS, SYB14L-A2	CT 1214.1
Suzuki	LS650 Savage, S40	1990	YTX14AHL-BS, SYB14L-A2	CT 1214.1
Suzuki	GSX1100S Katana	1990	YTX14AHL-BS, SYB14L-A2	CT 1214.1
Suzuki	GSX-R1100	1990	YTX14AHL-BS, SYB14L-A2	CT 1214.1
Suzuki	GSX1100F Katana	1990	YTX14AHL-BS, YB14L-B2	CT 1214.1
Suzuki	GSX750F Katana	1990	YTX14AHL-BS, YB14L-B2	CT 1214.1
Suzuki	DR250S	1990	YTZ5S-BS, YTX4L-BS	CT 1204
Suzuki	DR350S	1990	YTZ5S-BS, YTX4L-BS	CT 1204
Suzuki	LS650 Savage, S40	1989	YTX14AHL-BS, SYB14L-A2	CT 1214.1
Suzuki	GSX-R750	1989	YTX14AHL-BS, SYB14L-A2	CT 1214.1
Suzuki	GSX-R1100	1989	YTX14AHL-BS, SYB14L-A2	CT 1214.1
Suzuki	GSX1100S Katana	1989	YTX14AHL-BS, SYB14L-A2	CT 1214.1
Suzuki	GSX750F Katana	1989	YTX14AHL-BS, YB14L-B2	CT 1214.1
Suzuki	GSX1100F Katana	1989	YTX14AHL-BS, YB14L-B2	CT 1214.1
Suzuki	GSX1100S Katana	1988	YTX14AHL-BS, SYB14L-A2	CT 1214.1
Suzuki	LS650 Savage, S40	1988	YTX14AHL-BS, SYB14L-A2	CT 1214.1
Suzuki	GSX-R750	1988	YTX14AHL-BS, SYB14L-A2	CT 1214.1
Suzuki	GSX-R1100	1988	YTX14AHL-BS, SYB14L-A2	CT 1214.1
Suzuki	GSX1100F Katana	1988	YTX14AHL-BS, YB14L-B2	CT 1214.1
Suzuki	GV1400GC, D, T Cavalcade	1988	YTX24AHL-BS, SY50-N18L-AT	CT 1220, EPS 1220
Suzuki	LS650 Savage, S40	1987	YTX14AHL-BS, SYB14L-A2	CT 1214.1
Suzuki	GSX1100S Katana	1987	YTX14AHL-BS, SYB14L-A2	CT 1214.1

МАРКА	МОДЕЛЬ МОТОЦИКЛА ИЛИ СКУТЕРА	ДАТА ВЫПУСКА	СООТВЕТСТВИЕ JIS-КОДУ	МОДЕЛЬ DELTA
Suzuki	GSX-R750	1987	YTX14AHL-BS, SYB14L-A2	CT 1214.1
Suzuki	GSX-R1100	1987	YTX14AHL-BS, SYB14L-A2	CT 1214.1
Suzuki	GV1400GC, D, T Cavalcade	1987	YTX24HL-BS, SY50-N18L-AT	CT 1220, EPS 1220
Suzuki	GS550E, ES, L	1986	YB10L-B	CT 1210
Suzuki	GSX1100S Katana	1986	YTX14AHL-BS, SYB14L-A2	CT 1214.1
Suzuki	LS650 Savage, S40	1986	YTX14AHL-BS, SYB14L-A2	CT 1214.1
Suzuki	GSX-R1100	1986	YTX14AHL-BS, SYB14L-A2	CT 1214.1
Suzuki	GSX-R750	1986	YTX14AHL-BS, SYB14L-A2	CT 1214.1
Suzuki	GS1150E, S	1986	YTX14AHL-BS, YB14L-B2	CT 1214.1
Suzuki	GV1200GL Madura	1986	YTX14AHL-BS, YB14L-B2	CT 1214.1
Suzuki	GV1400GC, D, T Cavalcade	1986	YTX24HL-BS, SY50-N18L-AT	CT 1220, EPS 1220
Suzuki	GS550E, ES, L	1985	YB10L-B	CT 1210
Suzuki	SP600	1985	YB5L-B	CT 1205.1
Suzuki	GS700E, GS700ES	1985	YTX14AHL-BS, SYB14L-A2	CT 1214.1
Suzuki	GSX1100S Katana	1985	YTX14AHL-BS, SYB14L-A2	CT 1214.1
Suzuki	GS1150E, S	1985	YTX14AHL-BS, YB14L-B2	CT 1214.1
Suzuki	GV700GL Madura	1985	YTX14AHL-BS, YB14L-B2	CT 1214.1
Suzuki	GV1200GL Madura	1985	YTX14AHL-BS, YB14L-B2	CT 1214.1
Suzuki	GS550E, ES, L	1984	YB10L-B	CT 1210
Suzuki	GS1100G, K, L, Katana	1984	YTX14AHL-BS, SYB14L-A2	CT 1214.1
Suzuki	GSX1100S Katana	1984	YTX14AHL-BS, SYB14L-A2	CT 1214.1
Suzuki	GS1150E, S	1984	YTX14AHL-BS, YB14L-B2	CT 1214.1
Suzuki	GS550E, ES, L	1983	YB10L-B	CT 1210
Suzuki	XN85 Turbo	1983	YTX14AHL-BS, SYB14L-A2	CT 1214.1
Suzuki	GS750, Katana	1983	YTX14AHL-BS, SYB14L-A2	CT 1214.1
Suzuki	GSX1100S Katana	1983	YTX14AHL-BS, SYB14L-A2	CT 1214.1
Suzuki	GS1100G, K, L, Katana	1983	YTX14AHL-BS, SYB14L-A2	CT 1214.1
Suzuki	GS1100E, S	1983	YTX14AHL-BS, SYB14L-A2	CT 1214.1
Suzuki	GS650 (All)	1983	YTX14AHL-BS, SYB14L-A2	CT 1214.1
Suzuki	GR650 Tempter, X	1983	YTX14AHL-BS, SYB14L-A2	CT 1214.1
Suzuki	GS850G, GL	1983	YTX14AHL-BS, SYB14L-A2	CT 1214.1
Suzuki	GS1150E, S	1983	YTX14AHL-BS, YB14L-B2	CT 1214.1
Suzuki	GSX1100S Katana	1982	YTX14AHL-BS, SYB14L-A2	CT 1214.1
Suzuki	GS650 (All)	1982	YTX14AHL-BS, SYB14L-A2	CT 1214.1
Suzuki	GS850G, GL	1982	YTX14AHL-BS, SYB14L-A2	CT 1214.1
Suzuki	GS750, Katana	1982	YTX14AHL-BS, SYB14L-A2	CT 1214.1
Suzuki	GS1100G, K, L, Katana	1982	YTX14AHL-BS, SYB14L-A2	CT 1214.1
Suzuki	GS1100E, S	1982	YTX14AHL-BS, SYB14L-A2	CT 1214.1
Suzuki	GS1000	1982	YTX14AHL-BS, SYB14L-A2	CT 1214.1
Suzuki	GS1000	1981	YTX14AHL-BS, SYB14L-A2	CT 1214.1
Suzuki	GS750, Katana	1981	YTX14AHL-BS, SYB14L-A2	CT 1214.1
Suzuki	GSX1100S Katana	1981	YTX14AHL-BS, SYB14L-A2	CT 1214.1
Suzuki	GS850G, GL	1981	YTX14AHL-BS, SYB14L-A2	CT 1214.1
Suzuki	GS650 (All)	1981	YTX14AHL-BS, SYB14L-A2	CT 1214.1
Suzuki	GS1100E, S	1981	YTX14AHL-BS, SYB14L-A2	CT 1214.1
Suzuki	GS750, Katana	1980	YTX14AHL-BS, SYB14L-A2	CT 1214.1
Suzuki	GS850G, GL	1980	YTX14AHL-BS, SYB14L-A2	CT 1214.1
Suzuki	GS1100E, S	1980	YTX14AHL-BS, SYB14L-A2	CT 1214.1
Suzuki	GS1000	1980	YTX14AHL-BS, SYB14L-A2	CT 1214.1
Suzuki	T350 Series	1979	YB5L-B	CT 1205.1
Suzuki	GS850G, GL	1979	YTX14AHL-BS, SYB14L-A2	CT 1214.1
Suzuki	GS1000	1979	YTX14AHL-BS, SYB14L-A2	CT 1214.1
Suzuki	GS750, Katana	1979	YTX14AHL-BS, SYB14L-A2	CT 1214.1
Suzuki	GS1000	1978	YTX14AHL-BS, SYB14L-A2	CT 1214.1
Suzuki	GS750, Katana	1978	YTX14AHL-BS, SYB14L-A2	CT 1214.1
Suzuki	GT250 Hustler	1977	YB5L-B	CT 1205.1
Suzuki	GT750 LeMans	1977	YTX14AHL-BS, SYB14L-A2	CT 1214.1



МАРКА	МОДЕЛЬ МОТОЦИКЛА ИЛИ СКУТЕРА	ДАТА ВЫПУСКА	СООТВЕТВИЕ JIS-КОДУ	МОДЕЛЬ DELTA
Suzuki	GS750, Katana	1977	YTX14AHL-BS, SYB14L-A2	CT 1214.1
Suzuki	GT250 Hustler	1976	YB5L-B	CT 1205.1
Suzuki	GT750 LeMans	1976	YTX14AHL-BS, SYB14L-A2	CT 1214.1
Suzuki	TS400 Apache	1975	YB5L-B	CT 1205.1
Suzuki	GT250 Hustler	1975	YB5L-B	CT 1205.1
Suzuki	GT750 LeMans	1975	YTX14AHL-BS, SYB14L-A2	CT 1214.1
Suzuki	TS400 Apache	1974	YB5L-B	CT 1205.1
Suzuki	GT250 Hustler	1974	YB5L-B	CT 1205.1
Suzuki	GT750 LeMans	1974	YTX14AHL-BS, SYB14L-A2	CT 1214.1
Suzuki	GT250 Hustler	1973	YB5L-B	CT 1205.1
Suzuki	TS400 Apache	1973	YB5L-B	CT 1205.1
Suzuki	GT750 LeMans	1973	YTX14AHL-BS, SYB14L-A2	CT 1214.1
Suzuki	T250, T250-II, T250J, T250R	1972	YB5L-B	CT 1205.1
Suzuki	TS400 Apache	1972	YB5L-B	CT 1205.1
Suzuki	GT750 LeMans	1972	YTX14AHL-BS, SYB14L-A2	CT 1214.1
Suzuki	Scrambler TC250	1969	YB5L-B	CT 1205.1
Suzuki	Scramble TC305	1969	YB5L-B	CT 1205.1
Suzuki	T305	1969	YB5L-B	CT 1205.1
Suzuki	Model T20	1969	YB5L-B	CT 1205.1
<b>SYM</b>				
SYM	MIO 50	2013	YTX7A-BS	CT 1207
SYM	HD200	2013	YTX9-BS	CT 1209
SYM	RV250	2012	YTX12-BS	CT 1212
SYM	MIO 50	2012	YTX7A-BS	CT 1207
SYM	Fiddlel150	2012	YTX7A-BS	CT 1207
SYM	HD200	2012	YTX9-BS	CT 1209
SYM	JetEuro 50	2012	YTZ7S, YTX5L-BS	CT 1205, CT 1207.2
SYM	RV250	2011	YTX12-BS	CT 1212
SYM	Fiddlel125	2011	YTX7A-BS	CT 1207
SYM	Fiddlel150	2011	YTX7A-BS	CT 1207
SYM	MIO 50	2011	YTX7A-BS	CT 1207
SYM	SYMply50	2011	YTX7A-BS	CT 1207
SYM	HD125	2011	YTX9-BS	CT 1209
SYM	HD200	2011	YTX9-BS	CT 1209
SYM	JetEuro 50	2011	YTZ7S, YTX5L-BS	CT 1205, CT 1207.2
SYM	RV250	2010	YTX12-BS	CT 1212
SYM	Fiddlel150	2010	YTX7A-BS	CT 1207
SYM	MIO 50	2010	YTX7A-BS	CT 1207
SYM	SYMply50	2010	YTX7A-BS	CT 1207
SYM	Fiddlel125	2010	YTX7A-BS	CT 1207
SYM	HD125	2010	YTX9-BS	CT 1209
SYM	HD200	2010	YTX9-BS	CT 1209
SYM	RS50	2010	YTZ5S-BS, YTX4L-BS	CT 1204
SYM	JetEuro 50	2010	YTZ7S, YTX5L-BS	CT 1205, CT 1207.2
<b>TGB/WINKING</b>				
TGB/WINKING	50 Akros	1997	YT4L-BS, YTX4L-BS, YT4L-BS	CT 1204
TGB/WINKING	50 Ergon	1997	YT4L-BS, YTX4L-BS, YT4L-BS	CT 1204
TGB/WINKING	AS25 Bunny	1996	YT4L-BS, YTX4L-BS, YT4L-BS	CT 1204
TGB/WINKING	AS50 X Kurier	1995	YT4L-BS, YTX4L-BS, YT4L-BS	CT 1204
TGB/WINKING	AS50 X Bunny	1994 - 1995	YT4L-BS, YTX4L-BS, YT4L-BS	CT 1204
TGB/WINKING	AT50 Bunny Gespann	1993 - 1994	YT4L-BS, YTX4L-BS, YT4L-BS	CT 1204
TGB/WINKING	AT50 Bunny	1993	YT4L-BS, YTX4L-BS, YT4L-BS	CT 1204
<b>TRIUMPH</b>				
Triumph	Bonneville, Tiger	ALLYEARS	YB9-B	CT 1210
Triumph	Speed Triple, R	2018	GYZ16H, YTX14H-BS, YTX14-BS	CT 1214, EPS 1214
Triumph	Sprint GT	2018	GYZ16H, YTX14H-BS, YTX14-BS	CT 1214, EPS 1214

МАРКА	МОДЕЛЬ МОТОЦИКЛА ИЛИ СКУТЕРА	ДАТА ВЫПУСКА	СООТВЕТСТВИЕ JIS-КОДУ	МОДЕЛЬ DELTA
Triumph	Tiger	2018	GYZ16H, YTX14H-BS, YTX14-BS	CT 1214, EPS 1214
Triumph	Tiger Explorer	2018	GYZ20HL, YTX20HL-BS, YTX20L-BS	CT 12201, EPS 12201
Triumph	Rocket III	2018	GYZ20HL, YTX20HL-BS, YTX20L-BS	CT 12201, EPS 12201
Triumph	Thunderbird	2018	GYZ20HL, YTX20HL-BS, YTX20L-BS	CT 12201, EPS 12201
Triumph	Bonneville, T100, SE, FI	2018	YTX12-BS	CT 1212
Triumph	Street Triple, R	2018	YTX9-BS	CT 1209
Triumph	Sprint GT	2017	GYZ16H, YTX14H-BS, YTX14-BS	CT 1214, EPS 1214
Triumph	Speed Triple, R	2017	GYZ16H, YTX14H-BS, YTX14-BS	CT 1214, EPS 1214
Triumph	Tiger	2017	GYZ16H, YTX14H-BS, YTX14-BS	CT 1214, EPS 1214
Triumph	Rocket III	2017	GYZ20HL, YTX20HL-BS, YTX20L-BS	CT 12201, EPS 12201
Triumph	Tiger Explorer	2017	GYZ20HL, YTX20HL-BS, YTX20L-BS	CT 12201, EPS 12201
Triumph	Thunderbird	2017	GYZ20HL, YTX20HL-BS, YTX20L-BS	CT 12201, EPS 12201
Triumph	Trophy	2017	GYZ20HL, YTX20HL-BS, YTX20L-BS	CT 12201, EPS 12201
Triumph	Bonneville, T100, SE, FI	2017	YTX12-BS	CT 1212
Triumph	Tiger 800	2017	YTX16-BS	CT 1214, EPS 1214
Triumph	Street Triple, R	2017	YTX9-BS	CT 1209
Triumph	Bonneville	2017	YTX9-BS	CT 1209
Triumph	Sprint GT	2016	GYZ16H, YTX14H-BS, YTX14-BS	CT 1214, EPS 1214
Triumph	Tiger	2016	GYZ16H, YTX14H-BS, YTX14-BS	CT 1214, EPS 1214
Triumph	Speed Triple, R	2016	GYZ16H, YTX14H-BS, YTX14-BS	CT 1214, EPS 1214
Triumph	Tiger Explorer	2016	GYZ20HL, YTX20HL-BS, YTX20L-BS	CT 12201, EPS 12201
Triumph	Trophy	2016	GYZ20HL, YTX20HL-BS, YTX20L-BS	CT 12201, EPS 12201
Triumph	Thunderbird	2016	GYZ20HL, YTX20HL-BS, YTX20L-BS	CT 12201, EPS 12201
Triumph	Rocket III	2016	GYZ20HL, YTX20HL-BS, YTX20L-BS	CT 12201, EPS 12201
Triumph	Bonneville, T100, SE, FI	2016	YT12B-BS	CT 1212.1
Triumph	Scrambler	2016	YTX12-BS	CT 1212
Triumph	Thrupton	2016	YTX12-BS	CT 1212
Triumph	Tiger 800	2016	YTX16-BS	CT 1214, EPS 1214
Triumph	Daytona 675, R	2016	YTX9-BS	CT 1209
Triumph	Street Triple, R	2016	YTX9-BS	CT 1209
Triumph	Sprint GT	2015	GYZ16H, YTX14H-BS, YTX14-BS	CT 1214, EPS 1214
Triumph	Speed Triple, R	2015	GYZ16H, YTX14H-BS, YTX14-BS	CT 1214, EPS 1214
Triumph	Tiger	2015	GYZ16H, YTX14H-BS, YTX14-BS	CT 1214, EPS 1214
Triumph	Rocket III	2015	GYZ20HL, YTX20HL-BS, YTX20L-BS	CT 12201, EPS 12201
Triumph	Thunderbird	2015	GYZ20HL, YTX20HL-BS, YTX20L-BS	CT 12201, EPS 12201
Triumph	Tiger Explorer	2015	GYZ20HL, YTX20HL-BS, YTX20L-BS	CT 12201, EPS 12201
Triumph	Trophy	2015	GYZ20HL, YTX20HL-BS, YTX20L-BS	CT 12201, EPS 12201
Triumph	Bonneville, T100, SE, FI	2015	YT12B-BS	CT 1212.1
Triumph	Thrupton	2015	YTX12-BS	CT 1212
Triumph	Speedmaster	2015	YTX12-BS	CT 1212
Triumph	Scrambler	2015	YTX12-BS	CT 1212
Triumph	Tiger 800	2015	YTX16-BS	CT 1214, EPS 1214
Triumph	Daytona 675, R	2015	YTX9-BS	CT 1209
Triumph	Street Triple, R	2015	YTX9-BS	CT 1209
Triumph	Speed Triple, R	2014	GYZ16H, YTX14H-BS, YTX14-BS	CT 1214, EPS 1214
Triumph	Tiger	2014	GYZ16H, YTX14H-BS, YTX14-BS	CT 1214, EPS 1214
Triumph	Sprint GT	2014	GYZ16H, YTX14H-BS, YTX14-BS	CT 1214, EPS 1214
Triumph	Rocket III	2014	GYZ20HL, YTX20HL-BS, YTX20L-BS	CT 12201, EPS 12201
Triumph	Thunderbird	2014	GYZ20HL, YTX20HL-BS, YTX20L-BS	CT 12201, EPS 12201
Triumph	Trophy	2014	GYZ20HL, YTX20HL-BS, YTX20L-BS	CT 12201, EPS 12201
Triumph	Tiger Explorer	2014	GYZ20HL, YTX20HL-BS, YTX20L-BS	CT 12201, EPS 12201
Triumph	Bonneville, T100, SE, FI	2014	YT12B-BS	CT 1212.1
Triumph	Scrambler	2014	YTX12-BS	CT 1212
Triumph	Thrupton	2014	YTX12-BS	CT 1212
Triumph	Speedmaster	2014	YTX12-BS	CT 1212
Triumph	Tiger 800	2014	YTX16-BS	CT 1214, EPS 1214
Triumph	Daytona 675, R	2014	YTX9-BS	CT 1209

# #ДЕЛЬТА ЗАВОДИТ



МАРКА	МОДЕЛЬ МОТОЦИКЛА ИЛИ СКУТЕРА	ДАТА ВЫПУСКА	СООТВЕТСТВИЕ JIS-КОДУ	МОДЕЛЬ DELTA
Triumph	Street Triple, R	2014	YTX9-BS	CT 1209
Triumph	Tiger	2013	GYZ16H, YTX14H-BS, YTX14-BS	CT 1214, EPS 1214
Triumph	Speed Triple, R	2013	GYZ16H, YTX14H-BS, YTX14-BS	CT 1214, EPS 1214
Triumph	Sprint GT	2013	GYZ16H, YTX14H-BS, YTX14-BS	CT 1214, EPS 1214
Triumph	Tiger Explorer	2013	GYZ20HL, YTX20HL-BS, YTX20L-BS	CT 12201, EPS 12201
Triumph	Thunderbird	2013	GYZ20HL, YTX20HL-BS, YTX20L-BS	CT 12201, EPS 12201
Triumph	Trophy	2013	GYZ20HL, YTX20HL-BS, YTX20L-BS	CT 12201, EPS 12201
Triumph	Rocket III	2013	GYZ20HL, YTX20HL-BS, YTX20L-BS	CT 12201, EPS 12201
Triumph	America	2013	YT12B-BS	CT 1212.1
Triumph	Thruxton	2013	YT12B-BS	CT 1212.1
Triumph	Bonneville, T100, SE, FI	2013	YT12B-BS	CT 1212.1
Triumph	Speedmaster	2013	YTX12-BS	CT 1212
Triumph	Scrambler	2013	YTX12-BS	CT 1212
Triumph	Tiger 800	2013	YTX16-BS	CT 1214, EPS 1214
Triumph	Daytona 675, R	2013	YTX9-BS	CT 1209
Triumph	Street Triple, R	2013	YTX9-BS	CT 1209
Triumph	Sprint GT	2012	GYZ16H, YTX14H-BS, YTX14-BS	CT 1214, EPS 1214
Triumph	Speed Triple, R	2012	GYZ16H, YTX14H-BS, YTX14-BS	CT 1214, EPS 1214
Triumph	Trophy	2012	GYZ20HL, YTX20HL-BS, YTX20L-BS	CT 12201, EPS 12201
Triumph	Tiger Explorer	2012	GYZ20HL, YTX20HL-BS, YTX20L-BS	CT 12201, EPS 12201
Triumph	Rocket III	2012	GYZ20HL, YTX20HL-BS, YTX20L-BS	CT 12201, EPS 12201
Triumph	Thunderbird	2012	GYZ20HL, YTX20HL-BS, YTX20L-BS	CT 12201, EPS 12201
Triumph	Thruxton	2012	YT12B-BS	CT 1212.1
Triumph	Bonneville, T100, SE, FI	2012	YT12B-BS	CT 1212.1
Triumph	Tiger	2012	YT12B-BS	CT 1212.1
Triumph	America	2012	YT12B-BS	CT 1212.1
Triumph	Scrambler	2012	YTX12-BS	CT 1212
Triumph	Speedmaster	2012	YTX12-BS	CT 1212
Triumph	Tiger 800	2012	YTX16-BS	CT 1214, EPS 1214
Triumph	Street Triple, R	2012	YTX9-BS	CT 1209
Triumph	Daytona 675, R	2012	YTX9-BS	CT 1209
Triumph	Speed Triple, R	2011	GYZ16H, YTX14H-BS, YTX14-BS	CT 1214, EPS 1214
Triumph	Sprint GT	2011	GYZ16H, YTX14H-BS, YTX14-BS	CT 1214, EPS 1214
Triumph	Thunderbird	2011	GYZ20HL, YTX20HL-BS, YTX20L-BS	CT 12201, EPS 12201
Triumph	Rocket III	2011	GYZ20HL, YTX20HL-BS, YTX20L-BS	CT 12201, EPS 12201
Triumph	Bonneville, T100, SE, FI	2011	YT12B-BS	CT 1212.1
Triumph	America	2011	YT12B-BS	CT 1212.1
Triumph	Tiger	2011	YT12B-BS	CT 1212.1
Triumph	Thruxton	2011	YT12B-BS	CT 1212.1
Triumph	Speedmaster	2011	YTX12-BS	CT 1212
Triumph	Scrambler	2011	YTX12-BS	CT 1212
Triumph	Tiger 800	2011	YTX16-BS	CT 1214, EPS 1214
Triumph	Street Triple, R	2011	YTX9-BS	CT 1209
Triumph	Daytona 675, R	2011	YTX9-BS	CT 1209
Triumph	Rocket III	2010	GYZ20HL, YTX20HL-BS, YTX20L-BS	CT 12201, EPS 12201
Triumph	Thunderbird	2010	GYZ20HL, YTX20HL-BS, YTX20L-BS	CT 12201, EPS 12201
Triumph	America	2010	YT12B-BS	CT 1212.1
Triumph	Scrambler	2010	YT12B-BS	CT 1212.1
Triumph	Bonneville, T100, SE, FI	2010	YT12B-BS	CT 1212.1
Triumph	Thruxton	2010	YT12B-BS	CT 1212.1
Triumph	Tiger	2010	YT12B-BS	CT 1212.1
Triumph	Daytona 675, R	2010	YT7B-BS	CT 1208
Triumph	Speedmaster	2010	YTX12-BS	CT 1212
Triumph	Sprint ST	2010	YTX12-BS	CT 1212
Triumph	Speed Triple, R	2010	YTX12-BS	CT 1212
Triumph	Street Triple, R	2010	YTX9-BS	CT 1209
Triumph	Thunderbird	2009	GYZ20HL, YTX20HL-BS, YTX20L-BS	CT 12201, EPS 12201

МАРКА	МОДЕЛЬ МОТОЦИКЛА ИЛИ СКУТЕРА	ДАТА ВЫПУСКА	СООТВЕТСТВИЕ JIS-КОДУ	МОДЕЛЬ DELTA
Triumph	Rocket III	2009	GYZ20HL, YTX20HL-BS, YTX20L-BS	CT 12201, EPS 12201
Triumph	Tiger	2009	YT12B-BS	CT 1212.1
Triumph	Scrambler	2009	YT12B-BS	CT 1212.1
Triumph	Thrupton	2009	YT12B-BS	CT 1212.1
Triumph	America	2009	YT12B-BS	CT 1212.1
Triumph	Bonneville, T100, SE, FI	2009	YT12B-BS	CT 1212.1
Triumph	Daytona 675, R	2009	YT7B-BS	CT 1208
Triumph	Speedmaster	2009	YTX12-BS	CT 1212
Triumph	Sprint ST	2009	YTX12-BS	CT 1212
Triumph	Speed Triple, R	2009	YTX12-BS	CT 1212
Triumph	Street Triple, R	2009	YTX9-BS	CT 1209
Triumph	Rocket III	2008	GYZ20HL, YTX20HL-BS, YTX20L-BS	CT 12201, EPS 12201
Triumph	America	2008	YT12B-BS	CT 1212.1
Triumph	Scrambler	2008	YT12B-BS	CT 1212.1
Triumph	Tiger	2008	YT12B-BS	CT 1212.1
Triumph	Bonneville, T100, SE, FI	2008	YT12B-BS	CT 1212.1
Triumph	Daytona 675, R	2008	YT7B-BS	CT 1208
Triumph	Speedmaster	2008	YTX12-BS	CT 1212
Triumph	Speed Triple, R	2008	YTX12-BS	CT 1212
Triumph	Thrupton	2008	YTX12-BS	CT 1212
Triumph	Sprint ST	2008	YTX12-BS	CT 1212
Triumph	Street Triple, R	2008	YTX9-BS	CT 1209
Triumph	Rocket III	2007	GYZ20HL, YTX20HL-BS, YTX20L-BS	CT 12201, EPS 12201
Triumph	America	2007	YT12B-BS	CT 1212.1
Triumph	Tiger	2007	YT12B-BS	CT 1212.1
Triumph	Daytona 675, R	2007	YT7B-BS	CT 1208
Triumph	Speed Triple, R	2007	YTX12-BS	CT 1212
Triumph	Bonneville, T100, SE,	2007	YTX12-BS	CT 1212
Triumph	Speedmaster	2007	YTX12-BS	CT 1212
Triumph	Thrupton	2007	YTX12-BS	CT 1212
Triumph	Scrambler	2007	YTX12-BS	CT 1212
Triumph	Scrambler, Bonneville	2007	YTX12-BS	CT 1212
Triumph	Sprint ST	2007	YTX12-BS	CT 1212
Triumph	Tiger	2006	GYZ16H, YTX14H-BS, YTX14-BS	CT 1214, EPS 1214
Triumph	Rocket III	2006	GYZ20HL, YTX20HL-BS, YTX20L-BS	CT 12201, EPS 12201
Triumph	America	2006	YT12B-BS	CT 1212.1
Triumph	Daytona 675, R	2006	YT7B-BS	CT 1208
Triumph	Scrambler, Bonneville	2006	YTX12-BS	CT 1212
Triumph	Speed Triple, R	2006	YTX12-BS	CT 1212
Triumph	Bonneville, T100, SE,	2006	YTX12-BS	CT 1212
Triumph	Thrupton	2006	YTX12-BS	CT 1212
Triumph	Speedmaster	2006	YTX12-BS	CT 1212
Triumph	Sprint ST	2006	YTX12-BS	CT 1212
Triumph	Scrambler	2006	YTX12-BS	CT 1212
Triumph	Tiger	2005	GYZ16H, YTX14H-BS, YTX14-BS	CT 1214, EPS 1214
Triumph	Rocket III	2005	GYZ20HL, YTX20HL-BS, YTX20L-BS	CT 12201, EPS 12201
Triumph	America	2005	YT12B-BS	CT 1212.1
Triumph	Bonneville	2005	YTX12-BS	CT 1212
Triumph	Scrambler	2005	YTX12-BS	CT 1212
Triumph	Sprint ST	2005	YTX12-BS	CT 1212
Triumph	Thrupton	2005	YTX12-BS	CT 1212
Triumph	Bonneville, T100, SE,	2005	YTX12-BS	CT 1212
Triumph	Speed Triple, R	2005	YTX12-BS	CT 1212
Triumph	Speedmaster	2005	YTX12-BS	CT 1212
Triumph	Daytona 600/650, Speed Four	2005	YTX9-BS	CT 1209
Triumph	Sprint RS	2004	GYZ16H, YTX14H-BS, YTX14-BS	CT 1214, EPS 1214
Triumph	Daytona 955i, Speed Triple, Sprint ST	2004	GYZ16H, YTX14H-BS, YTX14-BS	CT 1214, EPS 1214

# #ДЕЛЬТА ЗАВОДИТ



МАРКА	МОДЕЛЬ МОТОЦИКЛА ИЛИ СКУТЕРА	ДАТА ВЫПУСКА	СООТВЕТСТВИЕ JIS-КОДУ	МОДЕЛЬ DELTA
Triumph	Tiger	2004	GYZ16H, YTX14H-BS, YTX14-BS	CT 1214, EPS 1214
Triumph	Rocket III	2004	GYZ20HL, YTX20HL-BS, YTX20L-BS	CT 12201, EPS 12201
Triumph	America	2004	YT12B-BS	CT 1212.1
Triumph	Thruxton	2004	YTX12-BS	CT 1212
Triumph	Speedmaster	2004	YTX12-BS	CT 1212
Triumph	Bonneville	2004	YTX12-BS	CT 1212
Triumph	Trophy	2004	YTX14H-BS, YTX14-BS	CT 1214, EPS 1214
Triumph	Daytona 600/650, Speed Four	2004	YTX9-BS	CT 1209
Triumph	Daytona 955i, Speed Triple, Sprint ST	2003	GYZ16H, YTX14H-BS, YTX14-BS	CT 1214, EPS 1214
Triumph	Sprint RS	2003	GYZ16H, YTX14H-BS, YTX14-BS	CT 1214, EPS 1214
Triumph	Tiger	2003	GYZ16H, YTX14H-BS, YTX14-BS	CT 1214, EPS 1214
Triumph	Rocket III	2003	GYZ20HL, YTX20HL-BS, YTX20L-BS	CT 12201, EPS 12201
Triumph	America	2003	YT12B-BS	CT 1212.1
Triumph	Thruxton	2003	YTX12-BS	CT 1212
Triumph	TT600	2003	YTX12-BS	CT 1212
Triumph	Speedmaster	2003	YTX12-BS	CT 1212
Triumph	Bonneville	2003	YTX12-BS	CT 1212
Triumph	Thunderbird	2003	YTX14AHL-BS	CT 1214.1
Triumph	Trophy	2003	YTX14H-BS, YTX14-BS	CT 1214, EPS 1214
Triumph	Daytona 600/650, Speed Four	2003	YTX9-BS	CT 1209
Triumph	Daytona 955i, Speed Triple, Sprint ST	2002	GYZ16H, YTX14H-BS, YTX14-BS	CT 1214, EPS 1214
Triumph	Tiger	2002	GYZ16H, YTX14H-BS, YTX14-BS	CT 1214, EPS 1214
Triumph	Sprint RS	2002	GYZ16H, YTX14H-BS, YTX14-BS	CT 1214, EPS 1214
Triumph	America	2002	YT12B-BS	CT 1212.1
Triumph	Bonneville	2002	YTX12-BS	CT 1212
Triumph	TT600	2002	YTX12-BS	CT 1212
Triumph	Thunderbird	2002	YTX14AHL-BS	CT 1214.1
Triumph	Trophy	2002	YTX14H-BS, YTX14-BS	CT 1214, EPS 1214
Triumph	Daytona 600/650, Speed Four	2002	YTX9-BS	CT 1209
Triumph	Sprint RS	2001	GYZ16H, YTX14H-BS, YTX14-BS	CT 1214, EPS 1214
Triumph	Daytona 955i, Speed Triple, Sprint ST	2001	GYZ16H, YTX14H-BS, YTX14-BS	CT 1214, EPS 1214
Triumph	Tiger	2001	GYZ16H, YTX14H-BS, YTX14-BS	CT 1214, EPS 1214
Triumph	America	2001	YT12B-BS	CT 1212.1
Triumph	TT600	2001	YTX12-BS	CT 1212
Triumph	Bonneville	2001	YTX12-BS	CT 1212
Triumph	All Other Models	2001	YTX14AHL-BS	CT 1214.1
Triumph	Trophy	2001	YTX14H-BS, YTX14-BS	CT 1214, EPS 1214
Triumph	Sprint RS	2000	GYZ16H, YTX14H-BS, YTX14-BS	CT 1214, EPS 1214
Triumph	Tiger	2000	GYZ16H, YTX14H-BS, YTX14-BS	CT 1214, EPS 1214
Triumph	Daytona 955i, Speed Triple, Sprint ST	2000	GYZ16H, YTX14H-BS, YTX14-BS	CT 1214, EPS 1214
Triumph	TT600	2000	YTX12-BS	CT 1212
Triumph	All Other Models	2000	YTX14AHL-BS	CT 1214.1
Triumph	Trophy	2000	YTX14H-BS, YTX14-BS	CT 1214, EPS 1214
Triumph	Tiger	1999	GYZ16H, YTX14H-BS, YTX14-BS	CT 1214, EPS 1214
Triumph	Daytona 955i, Speed Triple, Sprint ST	1999	GYZ16H, YTX14H-BS, YTX14-BS	CT 1214, EPS 1214
Triumph	All Other Models	1999	YTX14AHL-BS, YB14L-A2	CT 1214.1
Triumph	All Other Models	1998	YTX14AHL-BS, YB14L-A2	CT 1214.1
Triumph	All Other Models	1997	YTX14AHL-BS, YB14L-A2	CT 1214.1
Triumph	All Other Models	1996	YTX14AHL-BS, YB14L-A2	CT 1214.1
Triumph	All Other Models	1995	YTX14AHL-BS, YB14L-A2	CT 1214.1
Triumph	All Other Models	1994	YTX14AHL-BS, YB14L-A2	CT 1214.1
Triumph	Daytona	1993	YTX14AHL-BS	CT 1214.1
Triumph	All Other Models	1993	YTX14AHL-BS, YB14L-A2	CT 1214.1
Triumph	Daytona	1992	YTX14AHL-BS	CT 1214.1
Triumph	All Other Models	1992	YTX14AHL-BS, YB14L-A2	CT 1214.1
Triumph	All Other Models	1991	YTX14AHL-BS, YB14L-A2	CT 1214.1

WUYANG-HONDA

МАРКА	МОДЕЛЬ МОТОЦИКЛА ИЛИ СКУТЕРА	ДАТА ВЫПУСКА	СООТВЕТВИЕ JIS-КОДУ	МОДЕЛЬ DELTA
WuYang-HONDA	WH100T		YTX5L-BS	CT 1205
WuYang-HONDA	LEAD		YTX7L-BS	CT 1207.1
WuYang-HONDA	WH125T		YTX9-BS	CT 1209
WuYang-HONDA	WH125T-2		YTX7L-BS	CT 1207.1
<b>XINDAZHOU HONDA</b>				
XinDaZhou HONDA	REN50		YT4L-BS, YTX4L-BS, YT4L-BS	CT 1204
XinDaZhou HONDA	SDH50QT 16		YT4L-BS, YTX4L-BS, YT4L-BS	CT 1204
XinDaZhou HONDA	Today		YT4L-BS, YTX4L-BS, YT4L-BS	CT 1204
XinDaZhou HONDA	SDH125		12N9-4B-1	CT 1210
XinDaZhou HONDA	SDH125T-21,80		YTX7A-BS	CT 1207
<b>YAMAHA</b>				
Yamaha	Star Venture, XV19	2020	GYZ20HL, YTX20HL-BS, YTX20L-BS	CT 12201, EPS 12201
Yamaha	TTR110E Electric Start	2020	YT4B-BS	CT 12025
Yamaha	TTR50E	2020	YT4B-BS	CT 12025
Yamaha	Smax	2020	YT7B-BS	CT 1208
Yamaha	Zuma 125	2020	YT7B-BS	CT 1208
Yamaha	MT07	2020	YTZ10S	CT 1210.1
Yamaha	MT-10	2020	YTZ10S	CT 1210.1
Yamaha	XSR700	2020	YTZ10S	CT 1210.1
Yamaha	MXT9 Niken	2020	YTZ10S	CT 1210.1
Yamaha	MT09	2020	YTZ10S	CT 1210.1
Yamaha	XSR900	2020	YTZ10S	CT 1210.1
Yamaha	Tracer	2020	YTZ10S	CT 1210.1
Yamaha	XT1200Z Super Tenere	2020	YTZ12S	CT 1211
Yamaha	VMAX	2020	YTZ14S	CT 1211
Yamaha	Bolt, Bolt R-SPEC	2020	YTZ14S	CT 1211
Yamaha	TTR125E/LE Electric Start	2020	YTZ5S-BS, YTX4L-BS	CT 1204
Yamaha	XT250	2020	YTZ7S	CT 1205, CT 1207.2
Yamaha	YZF-R6 [Excl. R6S]	2020	YTZ7S	CT 1205, CT 1207.2
Yamaha	YZF-R1, M, S	2020	YTZ7S	CT 1205, CT 1207.2
Yamaha	WR450F	2020	YTZ7S	CT 1205, CT 1207.2
Yamaha	WR250F	2020	YTZ7S	CT 1205, CT 1207.2
Yamaha	TTR230	2020	YTZ7S, YTX5L-BS	CT 1205, CT 1207.2
Yamaha	WR250F, X, RL	2020	YTZ7S, YTX5L-BS	CT 1205, CT 1207.2
Yamaha	Star Venture, XV19	2019	GYZ20HL, YTX20HL-BS, YTX20L-BS	CT 12201, EPS 12201
Yamaha	TTR110E Electric Start	2019	YT4B-BS	CT 12025
Yamaha	TTR50E	2019	YT4B-BS	CT 12025
Yamaha	YBR-125	2019	YTX7L-BS	CT 1207.1
Yamaha	Zuma 125	2019	YT7B-BS	CT 1208
Yamaha	Tracer	2019	YTZ10S	CT 1210.1
Yamaha	MT09	2019	YTZ10S	CT 1210.1
Yamaha	MT-10	2019	YTZ10S	CT 1210.1
Yamaha	MXT9 Niken	2019	YTZ10S	CT 1210.1
Yamaha	MT07	2019	YTZ10S	CT 1210.1
Yamaha	XSR900	2019	YTZ10S	CT 1210.1
Yamaha	XSR700	2019	YTZ10S	CT 1210.1
Yamaha	XT1200Z Super Tenere	2019	YTZ12S	CT 1211
Yamaha	VMAX	2019	YTZ14S	CT 1211
Yamaha	Bolt, Bolt R-SPEC	2019	YTZ14S	CT 1211
Yamaha	TTR125E/LE Electric Start	2019	YTZ5S-BS, YTX4L-BS	CT 1204
Yamaha	XT250	2019	YTZ7S	CT 1205, CT 1207.2
Yamaha	YZF-R1, M, S	2019	YTZ7S	CT 1205, CT 1207.2
Yamaha	WR450F	2019	YTZ7S	CT 1205, CT 1207.2
Yamaha	YZF-R6 [Excl. R6S]	2019	YTZ7S	CT 1205, CT 1207.2
Yamaha	WR250F	2019	YTZ7S	CT 1205, CT 1207.2
Yamaha	WR250F, X, R	2019	YTZ7S, YTX5L-BS	CT 1205, CT 1207.2

# #ДЕЛЬТА ЗАВОДИТ



МАРКА	МОДЕЛЬ МОТОЦИКЛА ИЛИ СКУТЕРА	ДАТА ВЫПУСКА	СООТВЕТСТВИЕ JIS-КОДУ	МОДЕЛЬ DELTA
Yamaha	WR250F, X, RL	2019	YTZ7S, YTX5L-BS	CT 1205, CT 1207.2
Yamaha	TTR230	2019	YTZ7S, YTX5L-BS	CT 1205, CT 1207.2
Yamaha	XC50 Vino Classic	2019	YTZ7S, YTX5L-BS	CT 1205, CT 1207.2
Yamaha	YW50A, F, FX Zuma	2019	YTZ7S, YTX5L-BS	CT 1205, CT 1207.2
Yamaha	Star Venture, XV19	2018	GYZ20HL, YTX20HL-BS, YTX20L-BS	CT 12201, EPS 12201
Yamaha	Star Venture, XV19FJ	2018	GYZ20HL, YTX20HL-BS, YTX20L-BS	CT 12201, EPS 12201
Yamaha	Star Eluder, XV19BJ	2018	GYZ20HL, YTX20HL-BS, YTX20L-BS	CT 12201, EPS 12201
Yamaha	FJR1300, A, ES	2018	YT14B-BS	CT 1212.2
Yamaha	TTR110E Electric Start	2018	YT4B-BS	CT 12025
Yamaha	TTR50E	2018	YT4B-BS	CT 12025
Yamaha	Zuma 125	2018	YT7B-BS	CT 1208
Yamaha	Smax	2018	YT7B-BS	CT 1208
Yamaha	MT09	2018	YTZ10S	CT 1210.1
Yamaha	XSR900	2018	YTZ10S	CT 1210.1
Yamaha	MT-10	2018	YTZ10S	CT 1210.1
Yamaha	XSR700	2018	YTZ10S	CT 1210.1
Yamaha	MT07	2018	YTZ10S	CT 1210.1
Yamaha	XT1200Z Super Tenere	2018	YTZ12S	CT 1211
Yamaha	Bolt, Bolt R-SPEC	2018	YTZ14S	CT 1211
Yamaha	VMAX	2018	YTZ14S	CT 1211
Yamaha	TTR125E/LE Electric Start	2018	YTZ5S-BS, YTX4L-BS	CT 1204
Yamaha	YZ450FX	2018	YTZ7S	CT 1205, CT 1207.2
Yamaha	WR250F	2018	YTZ7S	CT 1205, CT 1207.2
Yamaha	YZF-R1, M, S	2018	YTZ7S	CT 1205, CT 1207.2
Yamaha	YW50A, F, FX Zuma	2018	YTZ7S, YTX5L-BS	CT 1205, CT 1207.2
Yamaha	TTR230	2018	YTZ7S, YTX5L-BS	CT 1205, CT 1207.2
Yamaha	YZ250FX	2018	YTZ7S, YTX5L-BS	CT 1205, CT 1207.2
Yamaha	WR250F, X, R	2018	YTZ7S, YTX5L-BS	CT 1205, CT 1207.2
Yamaha	WR450F	2018	YTZ7S, YTX5L-BS	CT 1205, CT 1207.2
Yamaha	YZF-R6 [Excl. R6S]	2018	YTZ7S, YTX5L-BS	CT 1205, CT 1207.2
Yamaha	XT250	2018	YTZ7S, YTX5L-BS	CT 1205, CT 1207.2
Yamaha	WR250F, X, RL	2018	YTZ7S, YTX5L-BS	CT 1205, CT 1207.2
Yamaha	XC50 Vino Classic	2018	YTZ7S, YTX5L-BS	CT 1205, CT 1207.2
Yamaha	YZF-R3	2018	YTZ8V, YTX7L-BS	CT 1205, CT 1207.1, CT 1207.2
Yamaha	V Star 1300 Tourer	2017	GYZ20HL, YTX20HL-BS, YTX20L-BS	CT 12201, EPS 12201
Yamaha	XVS13AY V Star 1300, Stryker	2017	GYZ20HL, YTX20HL-BS, YTX20L-BS	CT 12201, EPS 12201
Yamaha	FZ6, R	2017	YT12B-BS	CT 1212.1
Yamaha	Raider, Raider S	2017	YT14B-BS	CT 1212.2
Yamaha	FJR1300, A, ES	2017	YT14B-BS	CT 1212.2
Yamaha	TTR50E	2017	YT4B-BS	CT 12025
Yamaha	SR400	2017	YT4B-BS	CT 12025
Yamaha	TTR110E Electric Start	2017	YT4B-BS	CT 12025
Yamaha	Smax	2017	YT7B-BS	CT 1208
Yamaha	Zuma 125	2017	YT7B-BS	CT 1208
Yamaha	FZ-09	2017	YTZ10S	CT 1210.1
Yamaha	XSR900	2017	YTZ10S	CT 1210.1
Yamaha	FZ-10	2017	YTZ10S	CT 1210.1
Yamaha	FZ-07	2017	YTZ10S	CT 1210.1
Yamaha	FJ-09	2017	YTZ10S	CT 1210.1
Yamaha	XT1200Z Super Tenere	2017	YTZ12S	CT 1211
Yamaha	XVS95CT,Y V Star 950, Tourer	2017	YTZ14S	CT 1211
Yamaha	SCR950	2017	YTZ14S	CT 1211
Yamaha	VMAX	2017	YTZ14S	CT 1211
Yamaha	Bolt, Bolt R-SPEC	2017	YTZ14S	CT 1211
Yamaha	TTR125E/LE Electric Start	2017	YTZ5S-BS, YTX4L-BS	CT 1204
Yamaha	WR250F	2017	YTZ7S	CT 1205, CT 1207.2
Yamaha	YZF-R1, M, S	2017	YTZ7S	CT 1205, CT 1207.2

МАРКА	МОДЕЛЬ МОТОЦИКЛА ИЛИ СКУТЕРА	ДАТА ВЫПУСКА	СООТВЕТСТВИЕ JIS-КОДУ	МОДЕЛЬ DELTA
Yamaha	YZ450FX	2017	YTZ7S	CT 1205, CT 1207.2
Yamaha	YW50A, F, FX Zuma	2017	YTZ7S, YTX5L-BS	CT 1205, CT 1207.2
Yamaha	YZF-R6 (Excl. R6S)	2017	YTZ7S, YTX5L-BS	CT 1205, CT 1207.2
Yamaha	TTR230	2017	YTZ7S, YTX5L-BS	CT 1205, CT 1207.2
Yamaha	WR250F, X, R	2017	YTZ7S, YTX5L-BS	CT 1205, CT 1207.2
Yamaha	YZ250FX	2017	YTZ7S, YTX5L-BS	CT 1205, CT 1207.2
Yamaha	TTR230E	2017	YTZ7S, YTX5L-BS	CT 1205, CT 1207.2
Yamaha	XT250	2017	YTZ7S, YTX5L-BS	CT 1205, CT 1207.2
Yamaha	WR250F, X, RL	2017	YTZ7S, YTX5L-BS	CT 1205, CT 1207.2
Yamaha	XC50 Vino Classic	2017	YTZ7S, YTX5L-BS	CT 1205, CT 1207.2
Yamaha	WR450F	2017	YTZ7S, YTX5L-BS	CT 1205, CT 1207.2
Yamaha	YZF-R3	2017	YTZ8V, YTX7L-BS	CT 1205, CT 1207.1, CT 1207.2
Yamaha	V Star 1300 Tourer	2016	GYZ20HL, YTX20HL-BS, YTX20L-BS	CT 12201, EPS 12201
Yamaha	XVS13AY V Star 1300, Stryker	2016	GYZ20HL, YTX20HL-BS, YTX20L-BS	CT 12201, EPS 12201
Yamaha	FZ6, R	2016	YT12B-BS	CT 1212.1
Yamaha	XVS650 V-Star (All)	2016	YT12B-BS	CT 1212.1
Yamaha	Raider, Raider S	2016	YT14B-BS	CT 1212.2
Yamaha	FJR1300, A, ES	2016	YT14B-BS	CT 1212.2
Yamaha	TTR50E	2016	YT4B-BS	CT 12025
Yamaha	TTR110E Electric Start	2016	YT4B-BS	CT 12025
Yamaha	SR400	2016	YT4B-BS	CT 12025
Yamaha	Zuma 125	2016	YT7B-BS	CT 1208
Yamaha	Smax	2016	YT7B-BS	CT 1208
Yamaha	FZ-07	2016	YTZ10S	CT 1210.1
Yamaha	XSR900	2016	YTZ10S	CT 1210.1
Yamaha	FZ-09	2016	YTZ10S	CT 1210.1
Yamaha	YZF-R6 (Excl. R6S)	2016	YTZ10S	CT 1210.1
Yamaha	FJ-09	2016	YTZ10S	CT 1210.1
Yamaha	XT1200Z Super Tenere	2016	YTZ12S	CT 1211
Yamaha	T-MAX XP500F	2016	YTZ12S	CT 1211
Yamaha	VMAX	2016	YTZ14S	CT 1211
Yamaha	XVS95CT,Y V Star 950, Tourer	2016	YTZ14S	CT 1211
Yamaha	XVS95CC Copycat	2016	YTZ14S	CT 1211
Yamaha	Bolt, Bolt R-SPEC	2016	YTZ14S	CT 1211
Yamaha	TTR125E/LE Electric Start	2016	YTZ5S-BS, YTX4L-BS	CT 1204
Yamaha	YZ450FX	2016	YTZ7S	CT 1205, CT 1207.2
Yamaha	WR250F	2016	YTZ7S	CT 1205, CT 1207.2
Yamaha	YZF-R1, M, S	2016	YTZ7S	CT 1205, CT 1207.2
Yamaha	XT250	2016	YTZ7S, YTX5L-BS	CT 1205, CT 1207.2
Yamaha	YW50A, F, FX Zuma	2016	YTZ7S, YTX5L-BS	CT 1205, CT 1207.2
Yamaha	XC50 Vino Classic	2016	YTZ7S, YTX5L-BS	CT 1205, CT 1207.2
Yamaha	TTR230E	2016	YTZ7S, YTX5L-BS	CT 1205, CT 1207.2
Yamaha	WR250F, X, R	2016	YTZ7S, YTX5L-BS	CT 1205, CT 1207.2
Yamaha	WR250F, X, RL	2016	YTZ7S, YTX5L-BS	CT 1205, CT 1207.2
Yamaha	YZ250FX	2016	YTZ7S, YTX5L-BS	CT 1205, CT 1207.2
Yamaha	WR450F	2016	YTZ7S, YTX5L-BS	CT 1205, CT 1207.2
Yamaha	TTR230	2016	YTZ7S, YTX5L-BS	CT 1205, CT 1207.2
Yamaha	YZF-R3	2016	YTZ8V, YTX7L-BS	CT 1205, CT 1207.1, CT 1207.2
Yamaha	XVS13AY V Star 1300, Stryker	2015	GYZ20HL, YTX20HL-BS, YTX20L-BS	CT 12201, EPS 12201
Yamaha	V Star 1300 Tourer	2015	GYZ20HL, YTX20HL-BS, YTX20L-BS	CT 12201, EPS 12201
Yamaha	XVS650 V-Star (All)	2015	YT12B-BS	CT 1212.1
Yamaha	FZ6, R	2015	YT12B-BS	CT 1212.1
Yamaha	Raider, Raider S	2015	YT14B-BS	CT 1212.2
Yamaha	FJR1300, A, ES	2015	YT14B-BS	CT 1212.2
Yamaha	SR400	2015	YT4B-BS	CT 12025
Yamaha	TTR110E Electric Start	2015	YT4B-BS	CT 12025
Yamaha	TTR50E	2015	YT4B-BS	CT 12025



# #ДЕЛЬТА ЗАВОДИТ



МАРКА	МОДЕЛЬ МОТОЦИКЛА ИЛИ СКУТЕРА	ДАТА ВЫПУСКА	СООТВЕТСТВИЕ JIS-КОДУ	МОДЕЛЬ DELTA
Yamaha	Smax	2015	YT7B-BS	CT 1208
Yamaha	Zuma 125	2015	YT7B-BS	CT 1208
Yamaha	FJ-09	2015	YTZ10S	CT 1210.1
Yamaha	FZ-09	2015	YTZ10S	CT 1210.1
Yamaha	YZF-R6 (Excl. R6S)	2015	YTZ10S	CT 1210.1
Yamaha	FZ-07	2015	YTZ10S	CT 1210.1
Yamaha	T-MAX XP500F	2015	YTZ12S	CT 1211
Yamaha	XT1200Z Super Tenere	2015	YTZ12S	CT 1211
Yamaha	Bolt, Bolt R-SPEC	2015	YTZ14S	CT 1211
Yamaha	VMAX	2015	YTZ14S	CT 1211
Yamaha	XVS95CT,Y V Star 950, Tourer	2015	YTZ14S	CT 1211
Yamaha	XVS95CC Copycat	2015	YTZ14S	CT 1211
Yamaha	FZS1000 FZ1	2015	YTZ14S	CT 1211
Yamaha	TTR125E/LE Electric Start	2015	YTZ5S-BS, YTX4L-BS	CT 1204
Yamaha	WR250F	2015	YTZ7S	CT 1205, CT 1207.2
Yamaha	YZF-R1, M, S	2015	YTZ7S	CT 1205, CT 1207.2
Yamaha	TTR230E	2015	YTZ7S, YTX5L-BS	CT 1205, CT 1207.2
Yamaha	WR250F, X, R	2015	YTZ7S, YTX5L-BS	CT 1205, CT 1207.2
Yamaha	WR450F	2015	YTZ7S, YTX5L-BS	CT 1205, CT 1207.2
Yamaha	YZ250FX	2015	YTZ7S, YTX5L-BS	CT 1205, CT 1207.2
Yamaha	XT250	2015	YTZ7S, YTX5L-BS	CT 1205, CT 1207.2
Yamaha	WR250F, X, RL	2015	YTZ7S, YTX5L-BS	CT 1205, CT 1207.2
Yamaha	TTR230	2015	YTZ7S, YTX5L-BS	CT 1205, CT 1207.2
Yamaha	XC50 Vino Classic	2015	YTZ7S, YTX5L-BS	CT 1205, CT 1207.2
Yamaha	YW50A, F, FX Zuma	2015	YTZ7S, YTX5L-BS	CT 1205, CT 1207.2
Yamaha	YZF-R3	2015	YTZ8V, YTX7L-BS	CT 1205, CT 1207.1, CT 1207.2
Yamaha	XVS13AY V Star 1300, Stryker	2014	GYZ20HL, YTX20HL-BS, YTX20L-BS	CT 12201, EPS 12201
Yamaha	V Star 1300 Tourer	2014	GYZ20HL, YTX20HL-BS, YTX20L-BS	CT 12201, EPS 12201
Yamaha	XVS650 V-Star [All]	2014	YT12B-BS	CT 1212.1
Yamaha	FZ6, R	2014	YT12B-BS	CT 1212.1
Yamaha	Roadliner, Stratoliner	2014	YT14B-BS	CT 1212.2
Yamaha	XV17AT Road Star, Silverado	2014	YT14B-BS	CT 1212.2
Yamaha	FJR1300, A, ES	2014	YT14B-BS	CT 1212.2
Yamaha	Raider, Raider S	2014	YT14B-BS	CT 1212.2
Yamaha	TTR110E Electric Start	2014	YT4B-BS	CT 12025
Yamaha	TTR50E	2014	YT4B-BS	CT 12025
Yamaha	Zuma 125	2014	YT7B-BS	CT 1208
Yamaha	YP400 Majesty	2014	YT9B-BS	CT 1209.1
Yamaha	YZF-R1, M	2014	YTZ10S	CT 1210.1
Yamaha	FZ-09	2014	YTZ10S	CT 1210.1
Yamaha	YZF-R6 (Excl. R6S)	2014	YTZ10S	CT 1210.1
Yamaha	XT1200Z Super Tenere	2014	YTZ12S	CT 1211
Yamaha	T-MAX XP500F	2014	YTZ12S	CT 1211
Yamaha	VMAX	2014	YTZ14S	CT 1211
Yamaha	FZS1000 FZ1	2014	YTZ14S	CT 1211
Yamaha	XVS95CC Copycat	2014	YTZ14S	CT 1211
Yamaha	Bolt, Bolt R-SPEC	2014	YTZ14S	CT 1211
Yamaha	XVS95CT,Y V Star 950, Tourer	2014	YTZ14S	CT 1211
Yamaha	TTR125E/LE Electric Start	2014	YTZ5S-BS, YTX4L-BS	CT 1204
Yamaha	WR250F	2014	YTZ7S	CT 1205, CT 1207.2
Yamaha	XC50 Vino Classic	2014	YTZ7S, YTX5L-BS	CT 1205, CT 1207.2
Yamaha	WR250F, X, RL	2014	YTZ7S, YTX5L-BS	CT 1205, CT 1207.2
Yamaha	YW50A, F, FX Zuma	2014	YTZ7S, YTX5L-BS	CT 1205, CT 1207.2
Yamaha	TTR230E	2014	YTZ7S, YTX5L-BS	CT 1205, CT 1207.2
Yamaha	WR250F, X, R	2014	YTZ7S, YTX5L-BS	CT 1205, CT 1207.2
Yamaha	WR450F	2014	YTZ7S, YTX5L-BS	CT 1205, CT 1207.2
Yamaha	TTR230	2014	YTZ7S, YTX5L-BS	CT 1205, CT 1207.2

МАРКА	МОДЕЛЬ МОТОЦИКЛА ИЛИ СКУТЕРА	ДАТА ВЫПУСКА	СООТВЕТСТВИЕ JIS-КОДУ	МОДЕЛЬ DELTA
Yamaha	XT250	2014	YTZ7S, YTX5L-BS	CT 1205, CT 1207.2
Yamaha	XVS13AY V Star 1300, Stryker	2013	GYZ20HL, YTX20HL-BS, YTX20L-BS	CT 12201, EPS 12201
Yamaha	V Star 1300 Tourer	2013	GYZ20HL, YTX20HL-BS, YTX20L-BS	CT 12201, EPS 12201
Yamaha	FZ6, R	2013	YT12B-BS	CT 1212.1
Yamaha	XVS650 V-Star (All)	2013	YT12B-BS	CT 1212.1
Yamaha	FJR1300, A, ES	2013	YT14B-BS	CT 1212.2
Yamaha	Roadliner, Stratoliner	2013	YT14B-BS	CT 1212.2
Yamaha	Raider, Raider S	2013	YT14B-BS	CT 1212.2
Yamaha	XV17AT Road Star, Silverado	2013	YT14B-BS	CT 1212.2
Yamaha	TTR50E	2013	YT4B-BS	CT 12025
Yamaha	TTR110E Electric Start	2013	YT4B-BS	CT 12025
Yamaha	Zuma 125	2013	YT7B-BS	CT 1208
Yamaha	YP400 Majesty	2013	YT9B-BS	CT 1209.1
Yamaha	FZ8	2013	YTZ10S	CT 1210.1
Yamaha	T-MAX XP500	2013	YTZ10S	CT 1210.1
Yamaha	YZF-R1, M	2013	YTZ10S	CT 1210.1
Yamaha	Maxam	2013	YTZ10S	CT 1210.1
Yamaha	YZF-R6 (Excl. R6S)	2013	YTZ10S	CT 1210.1
Yamaha	XT1200Z Super Tenere	2013	YTZ12S	CT 1211
Yamaha	T-MAX XP500F	2013	YTZ12S	CT 1211
Yamaha	VMAX	2013	YTZ14S	CT 1211
Yamaha	XVS95CT,Y V Star 950, Tourer	2013	YTZ14S	CT 1211
Yamaha	XVS95CC Copycat	2013	YTZ14S	CT 1211
Yamaha	FZS1000 FZ1	2013	YTZ14S	CT 1211
Yamaha	TTR125E/LE Electric Start	2013	YTZ5S-BS, YTX4L-BS	CT 1204
Yamaha	WR250F	2013	YTZ7S	CT 1205, CT 1207.2
Yamaha	WR250F, X, R	2013	YTZ7S, YTX5L-BS	CT 1205, CT 1207.2
Yamaha	WR250F, X, RL	2013	YTZ7S, YTX5L-BS	CT 1205, CT 1207.2
Yamaha	TTR230	2013	YTZ7S, YTX5L-BS	CT 1205, CT 1207.2
Yamaha	XF50W (C3)	2013	YTZ7S, YTX5L-BS	CT 1205, CT 1207.2
Yamaha	JOG, ZR	2013	YTZ7S, YTX5L-BS	CT 1205, CT 1207.2
Yamaha	YW50A, F, FX Zuma	2013	YTZ7S, YTX5L-BS	CT 1205, CT 1207.2
Yamaha	TTR230E	2013	YTZ7S, YTX5L-BS	CT 1205, CT 1207.2
Yamaha	XC50 Vino Classic	2013	YTZ7S, YTX5L-BS	CT 1205, CT 1207.2
Yamaha	VOX	2013	YTZ7S, YTX5L-BS	CT 1205, CT 1207.2
Yamaha	XT250	2013	YTZ7S, YTX5L-BS	CT 1205, CT 1207.2
Yamaha	WR450F	2013	YTZ7S, YTX5L-BS	CT 1205, CT 1207.2
Yamaha	XVZ13 Royal Star/Venture (All)	2012	GYZ20HL, YTX20HL-BS, YTX20L-BS	CT 12201, EPS 12201
Yamaha	XVS13AY V Star 1300, Stryker	2012	GYZ20HL, YTX20HL-BS, YTX20L-BS	CT 12201, EPS 12201
Yamaha	XVS650 V-Star (All)	2012	YT12B-BS	CT 1212.1
Yamaha	FZ6, R	2012	YT12B-BS	CT 1212.1
Yamaha	XV17AT Road Star, Silverado	2012	YT14B-BS	CT 1212.2
Yamaha	Raider, Raider S	2012	YT14B-BS	CT 1212.2
Yamaha	Roadliner, Stratoliner	2012	YT14B-BS	CT 1212.2
Yamaha	FJR1300, A, ES	2012	YT14B-BS	CT 1212.2
Yamaha	TTR50E	2012	YT4B-BS	CT 12025
Yamaha	TTR110E Electric Start	2012	YT4B-BS	CT 12025
Yamaha	Zuma 125	2012	YT7B-BS	CT 1208
Yamaha	YP400 Majesty	2012	YT9B-BS	CT 1209.1
Yamaha	FZ8	2012	YTZ10S	CT 1210.1
Yamaha	T-MAX XP500	2012	YTZ10S	CT 1210.1
Yamaha	YZF-R6 (Excl. R6S)	2012	YTZ10S	CT 1210.1
Yamaha	YZF-R1, M	2012	YTZ10S	CT 1210.1
Yamaha	XT1200Z Super Tenere	2012	YTZ12S	CT 1211
Yamaha	FZS1000 FZ1	2012	YTZ14S	CT 1211
Yamaha	XVS95CC Copycat	2012	YTZ14S	CT 1211
Yamaha	XVS95CT,Y V Star 950, Tourer	2012	YTZ14S	CT 1211

# #ДЕЛЬТА ЗАВОДИТ



МАРКА	МОДЕЛЬ МОТОЦИКЛА ИЛИ СКУТЕРА	ДАТА ВЫПУСКА	СООТВЕТСТВИЕ JIS-КОДУ	МОДЕЛЬ DELTA
Yamaha	VMAX	2012	YTZ14S	CT 1211
Yamaha	TTR125E/LE Electric Start	2012	YTZ5S-BS, YTX4L-BS	CT 1204
Yamaha	WR250F	2012	YTZ7S	CT 1205, CT 1207.2
Yamaha	WR250F, X, RL	2012	YTZ7S, YTX5L-BS	CT 1205, CT 1207.2
Yamaha	TTR230E	2012	YTZ7S, YTX5L-BS	CT 1205, CT 1207.2
Yamaha	XF50W (C3)	2012	YTZ7S, YTX5L-BS	CT 1205, CT 1207.2
Yamaha	WR450F	2012	YTZ7S, YTX5L-BS	CT 1205, CT 1207.2
Yamaha	WR250F, X, R	2012	YTZ7S, YTX5L-BS	CT 1205, CT 1207.2
Yamaha	XT250	2012	YTZ7S, YTX5L-BS	CT 1205, CT 1207.2
Yamaha	XC50 Vino Classic	2012	YTZ7S, YTX5L-BS	CT 1205, CT 1207.2
Yamaha	TTR230	2012	YTZ7S, YTX5L-BS	CT 1205, CT 1207.2
Yamaha	YW50A, F, FX Zuma	2012	YTZ7S, YTX5L-BS	CT 1205, CT 1207.2
Yamaha	XVS13AY V Star 1300, Stryker	2011	GYZ20HL, YTX20HL-BS, YTX20L-BS	CT 12201, EPS 12201
Yamaha	XVZ13 Royal Star/Venture (All)	2011	GYZ20HL, YTX20HL-BS, YTX20L-BS	CT 12201, EPS 12201
Yamaha	XVS650 V-Star (All)	2011	YT12B-BS	CT 1212.1
Yamaha	FZ6, R	2011	YT12B-BS	CT 1212.1
Yamaha	XV17AT Road Star, Silverado	2011	YT14B-BS	CT 1212.2
Yamaha	FJR1300, A, ES	2011	YT14B-BS	CT 1212.2
Yamaha	Roadliner, Stratoliner	2011	YT14B-BS	CT 1212.2
Yamaha	Raider, Raider S	2011	YT14B-BS	CT 1212.2
Yamaha	TTR110E Electric Start	2011	YT4B-BS	CT 12025
Yamaha	TTR50E	2011	YT4B-BS	CT 12025
Yamaha	Zuma 125	2011	YT7B-BS	CT 1208
Yamaha	YP400 Majesty	2011	YT9B-BS	CT 1209.1
Yamaha	YZF-R6 (Excl. R6S)	2011	YTZ10S	CT 1210.1
Yamaha	T-MAX XP500	2011	YTZ10S	CT 1210.1
Yamaha	YZF-R1, M	2011	YTZ10S	CT 1210.1
Yamaha	FZ8	2011	YTZ10S	CT 1210.1
Yamaha	XVS95CT,Y V Star 950, Tourer	2011	YTZ14S	CT 1211
Yamaha	XVS95CC Copycat	2011	YTZ14S	CT 1211
Yamaha	FZS1000 FZ1	2011	YTZ14S	CT 1211
Yamaha	VMAX	2011	YTZ14S	CT 1211
Yamaha	TTR125E/LE Electric Start	2011	YTZ5S-BS, YTX4L-BS	CT 1204
Yamaha	WR250F	2011	YTZ7S	CT 1205, CT 1207.2
Yamaha	WR250F, X, R	2011	YTZ7S, YTX5L-BS	CT 1205, CT 1207.2
Yamaha	XC50 Vino Classic	2011	YTZ7S, YTX5L-BS	CT 1205, CT 1207.2
Yamaha	YW50A, F, FX Zuma	2011	YTZ7S, YTX5L-BS	CT 1205, CT 1207.2
Yamaha	WR250F, X, RL	2011	YTZ7S, YTX5L-BS	CT 1205, CT 1207.2
Yamaha	XF50W (C3)	2011	YTZ7S, YTX5L-BS	CT 1205, CT 1207.2
Yamaha	TTR230	2011	YTZ7S, YTX5L-BS	CT 1205, CT 1207.2
Yamaha	WR450F	2011	YTZ7S, YTX5L-BS	CT 1205, CT 1207.2
Yamaha	XT250	2011	YTZ7S, YTX5L-BS	CT 1205, CT 1207.2
Yamaha	TTR230E	2011	YTZ7S, YTX5L-BS	CT 1205, CT 1207.2
Yamaha	XVS13AY V Star 1300, Stryker	2010	GYZ20HL, YTX20HL-BS, YTX20L-BS	CT 12201, EPS 12201
Yamaha	XVZ13 Royal Star/Venture (All)	2010	GYZ20HL, YTX20HL-BS, YTX20L-BS	CT 12201, EPS 12201
Yamaha	XVS650 V-Star (All)	2010	YT12B-BS	CT 1212.1
Yamaha	FZ6, R	2010	YT12B-BS	CT 1212.1
Yamaha	FJR1300, A, ES	2010	YT14B-BS	CT 1212.2
Yamaha	Roadliner, Stratoliner	2010	YT14B-BS	CT 1212.2
Yamaha	XV17AT Road Star, Silverado	2010	YT14B-BS	CT 1212.2
Yamaha	Raider, Raider S	2010	YT14B-BS	CT 1212.2
Yamaha	XVS1100 V-Star (All)	2010	YT14B-BS	CT 1212.2
Yamaha	TTR110E Electric Start	2010	YT4B-BS	CT 12025
Yamaha	TTR50E	2010	YT4B-BS	CT 12025
Yamaha	Zuma 125	2010	YT7B-BS	CT 1208
Yamaha	YP400 Majesty	2010	YT9B-BS	CT 1209.1
Yamaha	YZF-R6 (Excl. R6S)	2010	YTZ10S	CT 1210.1

МАРКА	МОДЕЛЬ МОТОЦИКЛА ИЛИ СКУТЕРА	ДАТА ВЫПУСКА	СООТВЕТСТВИЕ JIS-КОДУ	МОДЕЛЬ DELTA
Yamaha	T-MAX XP500	2010	YTZ10S	CT 1210.1
Yamaha	YZF-R1, M	2010	YTZ10S	CT 1210.1
Yamaha	VMAX	2010	YTZ14S	CT 1211
Yamaha	XVS95CT,Y V Star 950, Tourer	2010	YTZ14S	CT 1211
Yamaha	XVS95CC Copycat	2010	YTZ14S	CT 1211
Yamaha	FZS1000 FZ1	2010	YTZ14S	CT 1211
Yamaha	TTR125E/LE Electric Start	2010	YTZ5S-BS, YTX4L-BS	CT 1204
Yamaha	WR250F	2010	YTZ7S	CT 1205, CT 1207.2
Yamaha	TTR230	2010	YTZ7S, YTX5L-BS	CT 1205, CT 1207.2
Yamaha	XF50W (C3)	2010	YTZ7S, YTX5L-BS	CT 1205, CT 1207.2
Yamaha	XT250	2010	YTZ7S, YTX5L-BS	CT 1205, CT 1207.2
Yamaha	YW50A, F, FX Zuma	2010	YTZ7S, YTX5L-BS	CT 1205, CT 1207.2
Yamaha	WR450F	2010	YTZ7S, YTX5L-BS	CT 1205, CT 1207.2
Yamaha	XC50 Vino Classic	2010	YTZ7S, YTX5L-BS	CT 1205, CT 1207.2
Yamaha	TTR230E	2010	YTZ7S, YTX5L-BS	CT 1205, CT 1207.2
Yamaha	WR250F, X, RL	2010	YTZ7S, YTX5L-BS	CT 1205, CT 1207.2
Yamaha	WR250F, X, R	2010	YTZ7S, YTX5L-BS	CT 1205, CT 1207.2
Yamaha	XVS13AY V Star 1300, Stryker	2009	GYZ20HL, YTX20HL-BS, YTX20L-BS	CT 12201, EPS 12201
Yamaha	XVZ13 Royal Star/Venture (All)	2009	GYZ20HL, YTX20HL-BS, YTX20L-BS	CT 12201, EPS 12201
Yamaha	FZ6, R	2009	YT12B-BS	CT 1212.1
Yamaha	XVS650 V-Star (All)	2009	YT12B-BS	CT 1212.1
Yamaha	Raider, Raider S	2009	YT14B-BS	CT 1212.2
Yamaha	XVS1100 V-Star (All)	2009	YT14B-BS	CT 1212.2
Yamaha	FJR1300, A, ES	2009	YT14B-BS	CT 1212.2
Yamaha	Roadliner, Stratoliner	2009	YT14B-BS	CT 1212.2
Yamaha	XV17AT Road Star, Silverado	2009	YT14B-BS	CT 1212.2
Yamaha	TTR110E Electric Start	2009	YT4B-BS	CT 12025
Yamaha	TTR50E	2009	YT4B-BS	CT 12025
Yamaha	Zuma 125	2009	YT7B-BS	CT 1208
Yamaha	YP400 Majesty	2009	YT9B-BS	CT 1209.1
Yamaha	YZF-R6, R6S	2009	YT9B-BS	CT 1209.1
Yamaha	YJ125T Vino 125	2009	YTX7A-BS	CT 1207
Yamaha	YZF-R1, M	2009	YTZ10S	CT 1210.1
Yamaha	T-MAX XP500	2009	YTZ10S	CT 1210.1
Yamaha	YZF-R6 (Excl. R6S)	2009	YTZ10S	CT 1210.1
Yamaha	VMAX	2009	YTZ14S	CT 1211
Yamaha	XVS95CT,Y V Star 950, Tourer	2009	YTZ14S	CT 1211
Yamaha	XVS95CC Copycat	2009	YTZ14S	CT 1211
Yamaha	FZS1000 FZ1	2009	YTZ14S	CT 1211
Yamaha	TTR125E/LE Electric Start	2009	YTZ5S-BS, YTX4L-BS	CT 1204
Yamaha	WR250F	2009	YTZ7S	CT 1205, CT 1207.2
Yamaha	YW50A, F, FX Zuma	2009	YTZ7S, YTX5L-BS	CT 1205, CT 1207.2
Yamaha	XT250	2009	YTZ7S, YTX5L-BS	CT 1205, CT 1207.2
Yamaha	TTR230	2009	YTZ7S, YTX5L-BS	CT 1205, CT 1207.2
Yamaha	XF50W (C3)	2009	YTZ7S, YTX5L-BS	CT 1205, CT 1207.2
Yamaha	TTR230E	2009	YTZ7S, YTX5L-BS	CT 1205, CT 1207.2
Yamaha	XC50 Vino Classic	2009	YTZ7S, YTX5L-BS	CT 1205, CT 1207.2
Yamaha	WR450F	2009	YTZ7S, YTX5L-BS	CT 1205, CT 1207.2
Yamaha	WR250F, X, R	2009	YTZ7S, YTX5L-BS	CT 1205, CT 1207.2
Yamaha	WR250F, X, RL	2009	YTZ7S, YTX5L-BS	CT 1205, CT 1207.2
Yamaha	XVZ13 Royal Star/Venture (All)	2008	GYZ20HL, YTX20HL-BS, YTX20L-BS	CT 12201, EPS 12201
Yamaha	FZ6, R	2008	YT12B-BS	CT 1212.1
Yamaha	XVS650 V-Star (All)	2008	YT12B-BS	CT 1212.1
Yamaha	XV17AT Road Star, Silverado	2008	YT14B-BS	CT 1212.2
Yamaha	XVS1100 V-Star (All)	2008	YT14B-BS	CT 1212.2
Yamaha	Raider, Raider S	2008	YT14B-BS	CT 1212.2
Yamaha	XV17P Road Star Warrior	2008	YT14B-BS	CT 1212.2

# #ДЕЛЬТА ЗАВОДИТ



МАРКА	МОДЕЛЬ МОТОЦИКЛА ИЛИ СКУТЕРА	ДАТА ВЫПУСКА	СООТВЕТСТВИЕ JIS-КОДУ	МОДЕЛЬ DELTA
Yamaha	Roadliner, Stratoliner	2008	YT14B-BS	CT 1212.2
Yamaha	FJR1300, A, ES	2008	YT14B-BS	CT 1212.2
Yamaha	TTR50E	2008	YT4B-BS	CT 12025
Yamaha	TTR110E Electric Start	2008	YT4B-BS	CT 12025
Yamaha	YP400 Majesty	2008	YT9B-BS	CT 1209.1
Yamaha	YZF-R6, R6S	2008	YT9B-BS	CT 1209.1
Yamaha	YJ125T Vino 125	2008	YTX7A-BS	CT 1207
Yamaha	YZF-R6 (Excl. R6S)	2008	YTZ10S	CT 1210.1
Yamaha	Morphous	2008	YTZ10S	CT 1210.1
Yamaha	YZF-R1, M	2008	YTZ10S	CT 1210.1
Yamaha	FZS1000 FZ1	2008	YTZ14S	CT 1211
Yamaha	TTR125E/LE Electric Start	2008	YTZ5S-BS, YTX4L-BS	CT 1204
Yamaha	WR250F	2008	YTZ7S	CT 1205, CT 1207.2
Yamaha	TTR230	2008	YTZ7S, YTX5L-BS	CT 1205, CT 1207.2
Yamaha	YW50A, F, FX Zuma	2008	YTZ7S, YTX5L-BS	CT 1205, CT 1207.2
Yamaha	XT250	2008	YTZ7S, YTX5L-BS	CT 1205, CT 1207.2
Yamaha	TTR230E	2008	YTZ7S, YTX5L-BS	CT 1205, CT 1207.2
Yamaha	WR250F, X, RL	2008	YTZ7S, YTX5L-BS	CT 1205, CT 1207.2
Yamaha	XC50 Vino Classic	2008	YTZ7S, YTX5L-BS	CT 1205, CT 1207.2
Yamaha	XF50W (C3)	2008	YTZ7S, YTX5L-BS	CT 1205, CT 1207.2
Yamaha	WR450F	2008	YTZ7S, YTX5L-BS	CT 1205, CT 1207.2
Yamaha	WR250F, X, R	2008	YTZ7S, YTX5L-BS	CT 1205, CT 1207.2
Yamaha	XV17AT Road Star, Silverado	2007	GYZ20HL, YTX20HL-BS, YTX20L-BS	CT 12201, EPS 12201
Yamaha	XVZ13 Royal Star/Venture (All)	2007	GYZ20HL, YTX20HL-BS, YTX20L-BS	CT 12201, EPS 12201
Yamaha	VMX12 V-Max	2007	YB16AL-A2	CT 1216
Yamaha	FZ6, R	2007	YT12B-BS	CT 1212.1
Yamaha	XVS650 V-Star (All)	2007	YT12B-BS	CT 1212.1
Yamaha	FJR1300, A, ES	2007	YT14B-BS	CT 1212.2
Yamaha	XV17P Road Star Warrior	2007	YT14B-BS	CT 1212.2
Yamaha	Roadliner, Stratoliner	2007	YT14B-BS	CT 1212.2
Yamaha	XVS1100 V-Star (All)	2007	YT14B-BS	CT 1212.2
Yamaha	TTR50E	2007	YT4B-BS	CT 12025
Yamaha	TTR90E Electric Start	2007	YT4B-BS	CT 12025
Yamaha	YP400 Majesty	2007	YT9B-BS	CT 1209.1
Yamaha	YZF-R6, R6S	2007	YT9B-BS	CT 1209.1
Yamaha	YZF600R	2007	YTX12-BS	CT 1212
Yamaha	YJ125T Vino 125	2007	YTX7A-BS	CT 1207
Yamaha	YZF-R1, M	2007	YTZ10S	CT 1210.1
Yamaha	YZF-R6 (Excl. R6S)	2007	YTZ10S	CT 1210.1
Yamaha	Morphous	2007	YTZ10S	CT 1210.1
Yamaha	FZS1000 FZ1	2007	YTZ14S	CT 1211
Yamaha	TTR125E/LE Electric Start	2007	YTZ5S-BS, YTX4L-BS	CT 1204
Yamaha	WR250F	2007	YTZ7S	CT 1205, CT 1207.2
Yamaha	TTR230E	2007	YTZ7S, YTX5L-BS	CT 1205, CT 1207.2
Yamaha	XC50 Vino Classic	2007	YTZ7S, YTX5L-BS	CT 1205, CT 1207.2
Yamaha	XT225	2007	YTZ7S, YTX5L-BS	CT 1205, CT 1207.2
Yamaha	WR450F	2007	YTZ7S, YTX5L-BS	CT 1205, CT 1207.2
Yamaha	XF50W (C3)	2007	YTZ7S, YTX5L-BS	CT 1205, CT 1207.2
Yamaha	TTR230	2007	YTZ7S, YTX5L-BS	CT 1205, CT 1207.2
Yamaha	YW50A, F, FX Zuma	2007	YTZ7S, YTX5L-BS	CT 1205, CT 1207.2
Yamaha	XVZ13 Royal Star/Venture (All)	2006	GYZ20HL, YTX20HL-BS, YTX20L-BS	CT 12201, EPS 12201
Yamaha	XV17AT Road Star, Silverado	2006	GYZ20HL, YTX20HL-BS, YTX20L-BS	CT 12201, EPS 12201
Yamaha	VMX12 V-Max	2006	YB16AL-A2	CT 1216
Yamaha	FZ6, R	2006	YT12B-BS	CT 1212.1
Yamaha	XVS650 V-Star (All)	2006	YT12B-BS	CT 1212.1
Yamaha	XV17P Road Star Warrior	2006	YT14B-BS	CT 1212.2
Yamaha	XVS1100 V-Star (All)	2006	YT14B-BS	CT 1212.2

МАРКА	МОДЕЛЬ МОТОЦИКЛА ИЛИ СКУТЕРА	ДАТА ВЫПУСКА	СООТВЕТСТВИЕ JIS-КОДУ	МОДЕЛЬ DELTA
Yamaha	FJR1300, A, ES	2006	YT14B-BS	CT 1212.2
Yamaha	Roadliner, Stratoliner	2006	YT14B-BS	CT 1212.2
Yamaha	TTR50E	2006	YT4B-BS	CT 12025
Yamaha	TTR90E Electric Start	2006	YT4B-BS	CT 12025
Yamaha	TTR250	2006	YT7B-BS	CT 1208
Yamaha	YZF-R6, R6S	2006	YT9B-BS	CT 1209.1
Yamaha	YP400 Majesty	2006	YT9B-BS	CT 1209.1
Yamaha	YZF600R	2006	YTX12-BS	CT 1212
Yamaha	YJ125T Vino 125	2006	YTX7A-BS	CT 1207
Yamaha	Morphous	2006	YTZ10S	CT 1210.1
Yamaha	YZF-R1, M	2006	YTZ10S	CT 1210.1
Yamaha	YZF-R6 [Excl. R6S]	2006	YTZ10S	CT 1210.1
Yamaha	FZS1000 FZ1	2006	YTZ14S	CT 1211
Yamaha	TTR125E/LE Electric Start	2006	YTZ5S-BS, YTX4L-BS	CT 1204
Yamaha	WR250F	2006	YTZ7S	CT 1205, CT 1207.2
Yamaha	WR450F	2006	YTZ7S, YTX5L-BS	CT 1205, CT 1207.2
Yamaha	XT225	2006	YTZ7S, YTX5L-BS	CT 1205, CT 1207.2
Yamaha	YW50A, F, FX Zuma	2006	YTZ7S, YTX5L-BS	CT 1205, CT 1207.2
Yamaha	TTR230	2006	YTZ7S, YTX5L-BS	CT 1205, CT 1207.2
Yamaha	XC50 Vino Classic	2006	YTZ7S, YTX5L-BS	CT 1205, CT 1207.2
Yamaha	TTR230E	2006	YTZ7S, YTX5L-BS	CT 1205, CT 1207.2
Yamaha	XVZ13 Royal Star/Venture (All)	2005	GYZ20HL, YTX20HL-BS, YTX20L-BS	CT 12201, EPS 12201
Yamaha	XV17AT Road Star, Silverado	2005	GYZ20HL, YTX20HL-BS, YTX20L-BS	CT 12201, EPS 12201
Yamaha	VMX12 V-Max	2005	YB16AL-A2	CT 1216
Yamaha	FZ6, R	2005	YT12B-BS	CT 1212.1
Yamaha	XVS650 V-Star (All)	2005	YT12B-BS	CT 1212.1
Yamaha	FZS1000 FZ1	2005	YT14B-BS	CT 1212.2
Yamaha	FJR1300, A, ES	2005	YT14B-BS	CT 1212.2
Yamaha	XVS1100 V-Star (All)	2005	YT14B-BS	CT 1212.2
Yamaha	XV17P Road Star Warrior	2005	YT14B-BS	CT 1212.2
Yamaha	TTR90E Electric Start	2005	YT4B-BS	CT 12025
Yamaha	TTR250	2005	YT7B-BS	CT 1208
Yamaha	YP400 Majesty	2005	YT9B-BS	CT 1209.1
Yamaha	YZF-R6, R6S	2005	YT9B-BS	CT 1209.1
Yamaha	YZF600R	2005	YTX12-BS	CT 1212
Yamaha	YJ125T Vino 125	2005	YTX7A-BS	CT 1207
Yamaha	YZF-R1, M	2005	YTZ10S	CT 1210.1
Yamaha	TTR125E/LE Electric Start	2005	YTZ5S-BS, YTX4L-BS	CT 1204
Yamaha	WR250F	2005	YTZ7S	CT 1205, CT 1207.2
Yamaha	XC50 Vino Classic	2005	YTZ7S, YTX5L-BS	CT 1205, CT 1207.2
Yamaha	XT225	2005	YTZ7S, YTX5L-BS	CT 1205, CT 1207.2
Yamaha	WR450F	2005	YTZ7S, YTX5L-BS	CT 1205, CT 1207.2
Yamaha	YW50A, F, FX Zuma	2005	YTZ7S, YTX5L-BS	CT 1205, CT 1207.2
Yamaha	TTR230	2005	YTZ7S, YTX5L-BS	CT 1205, CT 1207.2
Yamaha	XV17AT Road Star, Silverado	2004	GYZ20HL, YTX20HL-BS, YTX20L-BS	CT 12201, EPS 12201
Yamaha	XVZ13 Royal Star/Venture (All)	2004	GYZ20HL, YTX20HL-BS, YTX20L-BS	CT 12201, EPS 12201
Yamaha	VMX12 V-Max	2004	YB16AL-A2	CT 1216
Yamaha	XVS650 V-Star (All)	2004	YT12B-BS	CT 1212.1
Yamaha	FZS1000 FZ1	2004	YT14B-BS	CT 1212.2
Yamaha	FJR1300, A, ES	2004	YT14B-BS	CT 1212.2
Yamaha	XVS1100 V-Star (All)	2004	YT14B-BS	CT 1212.2
Yamaha	XV17P Road Star Warrior	2004	YT14B-BS	CT 1212.2
Yamaha	TTR90E Electric Start	2004	YT4B-BS	CT 12025
Yamaha	TTR250	2004	YT7B-BS	CT 1208
Yamaha	YZF-R6, R6S	2004	YT9B-BS	CT 1209.1
Yamaha	YP400 Majesty	2004	YT9B-BS	CT 1209.1
Yamaha	YZF600R	2004	YTX12-BS	CT 1212

# #ДЕЛЬТА ЗАВОДИТ



МАРКА	МОДЕЛЬ МОТОЦИКЛА ИЛИ СКУТЕРА	ДАТА ВЫПУСКА	СООТВЕТСТВИЕ JIS-КОДУ	МОДЕЛЬ DELTA
Yamaha	YJ125T Vino 125	2004	YTX7A-BS	CT 1207
Yamaha	YZF-R1, M	2004	YTZ10S	CT 1210.1
Yamaha	TTR125E/LE Electric Start	2004	YTZ5S-BS, YTX4L-BS	CT 1204
Yamaha	WR250F	2004	YTZ7S	CT 1205, CT 1207.2
Yamaha	YW50A, F, FX Zuma	2004	YTZ7S, YTX5L-BS	CT 1205, CT 1207.2
Yamaha	XT225	2004	YTZ7S, YTX5L-BS	CT 1205, CT 1207.2
Yamaha	XC50 Vino Classic	2004	YTZ7S, YTX5L-BS	CT 1205, CT 1207.2
Yamaha	WR450F	2004	YTZ7S, YTX5L-BS	CT 1205, CT 1207.2
Yamaha	XVZ13 Royal Star/Venture (All)	2003	GYZ20HL, YTX20HL-BS, YTX20L-BS	CT 12201, EPS 12201
Yamaha	XV1600 Road Star	2003	GYZ20HL, YTX20HL-BS, YTX20L-BS	CT 12201, EPS 12201
Yamaha	VMX12 V-Max	2003	YB16AL-A2	CT 1216
Yamaha	XVS650 V-Star (All)	2003	YT12B-BS	CT 1212.1
Yamaha	YZF-R1	2003	YT12B-BS	CT 1212.1
Yamaha	FZS1000 FZ1	2003	YT14B-BS	CT 1212.2
Yamaha	XVS1100 V-Star (All)	2003	YT14B-BS	CT 1212.2
Yamaha	FJR1300, A, ES	2003	YT14B-BS	CT 1212.2
Yamaha	XV17P Road Star Warrior	2003	YT14B-BS	CT 1212.2
Yamaha	TTR90E Electric Start	2003	YT4B-BS	CT 12025
Yamaha	TTR250	2003	YT7B-BS	CT 1208
Yamaha	YZF-R6, R6S	2003	YT9B-BS	CT 1209.1
Yamaha	YZF600R	2003	YTX12-BS	CT 1212
Yamaha	TTR125E/LE Electric Start	2003	YTZ5S-BS, YTX4L-BS	CT 1204
Yamaha	WR250F	2003	YTZ7S	CT 1205, CT 1207.2
Yamaha	XC50 Vino Classic	2003	YTZ7S, YTX5L-BS	CT 1205, CT 1207.2
Yamaha	XT225	2003	YTZ7S, YTX5L-BS	CT 1205, CT 1207.2
Yamaha	YW50A, F, FX Zuma	2003	YTZ7S, YTX5L-BS	CT 1205, CT 1207.2
Yamaha	WR450F	2003	YTZ7S, YTX5L-BS	CT 1205, CT 1207.2
Yamaha	XVZ13 Royal Star/Venture (All)	2002	GYZ20HL, YTX20HL-BS, YTX20L-BS	CT 12201, EPS 12201
Yamaha	XV1600 Road Star	2002	GYZ20HL, YTX20HL-BS, YTX20L-BS	CT 12201, EPS 12201
Yamaha	VMX12 V-Max	2002	YB16AL-A2	CT 1216
Yamaha	XVS650 V-Star (All)	2002	YT12B-BS	CT 1212.1
Yamaha	YZF-R1	2002	YT12B-BS	CT 1212.1
Yamaha	FZS1000 FZ1	2002	YT14B-BS	CT 1212.2
Yamaha	XVS1100 V-Star (All)	2002	YT14B-BS	CT 1212.2
Yamaha	XV17P Road Star Warrior	2002	YT14B-BS	CT 1212.2
Yamaha	TTR250	2002	YT7B-BS	CT 1208
Yamaha	YZF-R6, R6S	2002	YT9B-BS	CT 1209.1
Yamaha	YZF600R	2002	YTX12-BS	CT 1212
Yamaha	YW50A, F, FX Zuma	2002	YTZ7S, YTX5L-BS	CT 1205, CT 1207.2
Yamaha	XT225	2002	YTZ7S, YTX5L-BS	CT 1205, CT 1207.2
Yamaha	XC50 Vino Classic	2002	YTZ7S, YTX5L-BS	CT 1205, CT 1207.2
Yamaha	XVZ13 Royal Star/Venture (All)	2001	GYZ20HL, YTX20HL-BS, YTX20L-BS	CT 12201, EPS 12201
Yamaha	XV1600 Road Star	2001	GYZ20HL, YTX20HL-BS, YTX20L-BS	CT 12201, EPS 12201
Yamaha	VMX12 V-Max	2001	YB16AL-A2	CT 1216
Yamaha	XVS650 V-Star (All)	2001	YT12B-BS	CT 1212.1
Yamaha	YZF-R1	2001	YT12B-BS	CT 1212.1
Yamaha	XVS1100 V-Star (All)	2001	YT14B-BS	CT 1212.2
Yamaha	FZS1000 FZ1	2001	YT14B-BS	CT 1212.2
Yamaha	TTR250	2001	YT7B-BS	CT 1208
Yamaha	YZF-R6, R6S	2001	YT9B-BS	CT 1209.1
Yamaha	YZF600R	2001	YTX12-BS	CT 1212
Yamaha	CY50 Riva Jog	2001	YTZ5S-BS, YTX4L-BS	CT 1204
Yamaha	XC50 Vino Classic	2001	YTZ7S, YTX5L-BS	CT 1205, CT 1207.2
Yamaha	XT225	2001	YTZ7S, YTX5L-BS	CT 1205, CT 1207.2
Yamaha	XV1600 Road Star	2000	GYZ20HL, YTX20HL-BS, YTX20L-BS	CT 12201, EPS 12201
Yamaha	XVZ13 Royal Star/Venture (All)	2000	GYZ20HL, YTX20HL-BS, YTX20L-BS	CT 12201, EPS 12201
Yamaha	VMX12 V-Max	2000	YB16AL-A2	CT 1216

МАРКА	МОДЕЛЬ МОТОЦИКЛА ИЛИ СКУТЕРА	ДАТА ВЫПУСКА	СООТВЕТСТВИЕ JIS-КОДУ	МОДЕЛЬ DELTA
Yamaha	YZF-R6	2000	YT12B-BS	CT 1212.1
Yamaha	XVS650 V-Star (All)	2000	YT12B-BS	CT 1212.1
Yamaha	YZF-R1	2000	YT12B-BS	CT 1212.1
Yamaha	XVS1100 V-Star (All)	2000	YT14B-BS	CT 1212.2
Yamaha	TTR250	2000	YT7B-BS	CT 1208
Yamaha	YZF600R	2000	YTX12-BS	CT 1212
Yamaha	CY50 Riva Jog	2000	YTZ5S-BS, YTX4L-BS	CT 1204
Yamaha	XT225 Serow	2000	YTZ8V, YTX7L-BS	CT 1205, CT 1207.1, CT 1207.2
Yamaha	XV1600 Road Star	1999	GYZ20HL, YTX20HL-BS, YTX20L-BS	CT 12201, EPS 12201
Yamaha	XVZ13 Royal Star/Venture (All)	1999	GYZ20HL, YTX20HL-BS, YTX20L-BS	CT 12201, EPS 12201
Yamaha	VMX12 V-Max	1999	YB16AL-A2	CT 1216
Yamaha	YZF-R1	1999	YT12B-BS	CT 1212.1
Yamaha	XVS650 V-Star (All)	1999	YT12B-BS	CT 1212.1
Yamaha	YZF-R6	1999	YT12B-BS	CT 1212.1
Yamaha	XVS1100 V-Star (All)	1999	YT14B-BS	CT 1212.2
Yamaha	TTR250	1999	YT7B-BS	CT 1208
Yamaha	YZF-R7	1999	YT9B-BS	CT 1209.1
Yamaha	YZF600R	1999	YTX12-BS	CT 1212
Yamaha	TRX850	1999	YTX12-BS	CT 1212
Yamaha	XV1100 Virago (All)	1999	YTX24HL-BS, Y50-N18L-A-CX	CT 1220, EPS 1220
Yamaha	CY50 Riva Jog	1999	YTZ5S-BS, YTX4L-BS	CT 1204
Yamaha	XT225 Serow	1999	YTZ8V, YTX7L-BS	CT 1205, CT 1207.1, CT 1207.2
Yamaha	YZF1000R	1998	GYZ16H, YTX14H-BS, YTX14-BS	CT 1214, EPS 1214
Yamaha	XVZ13 Royal Star/Venture (All)	1998	GYZ20HL, YTX20HL-BS, YTX20L-BS	CT 12201, EPS 12201
Yamaha	VMX12 V-Max	1998	YB16AL-A2	CT 1216
Yamaha	XVS650 V-Star (All)	1998	YT12B-BS	CT 1212.1
Yamaha	YZF-R1	1998	YT12B-BS	CT 1212.1
Yamaha	YZF600R	1998	YTX12-BS	CT 1212
Yamaha	YZF750R	1998	YTX12-BS	CT 1212
Yamaha	TRX850	1998	YTX12-BS	CT 1212
Yamaha	XV1100 Virago (All)	1998	YTX24HL-BS, Y50-N18L-A-CX	CT 1220, EPS 1220
Yamaha	XJ600S Seca II	1998	YTX9-BS	CT 1209
Yamaha	CY50 Riva Jog	1998	YTZ5S-BS, YTX4L-BS	CT 1204
Yamaha	XT225 Serow	1998	YTZ8V, YTX7L-BS	CT 1205, CT 1207.1, CT 1207.2
Yamaha	YZF1000R	1997	GYZ16H, YTX14H-BS, YTX14-BS	CT 1214, EPS 1214
Yamaha	XVZ13 Royal Star/Venture (All)	1997	GYZ20HL, YTX20HL-BS, YTX20L-BS	CT 12201, EPS 12201
Yamaha	VMX12 V-Max	1997	YB16AL-A2	CT 1216
Yamaha	YZF600R	1997	YTX12-BS	CT 1212
Yamaha	YZF750R	1997	YTX12-BS	CT 1212
Yamaha	TRX850	1997	YTX12-BS	CT 1212
Yamaha	XV1100 Virago (All)	1997	YTX24HL-BS, Y50-N18L-A-CX	CT 1220, EPS 1220
Yamaha	XJ600S Seca II	1997	YTX9-BS	CT 1209
Yamaha	CY50 Riva Jog	1997	YTZ5S-BS, YTX4L-BS	CT 1204
Yamaha	XT225 Serow	1997	YTZ8V, YTX7L-BS	CT 1205, CT 1207.1, CT 1207.2
Yamaha	XVZ13 Royal Star/Venture (All)	1996	GYZ20HL, YTX20HL-BS, YTX20L-BS	CT 12201, EPS 12201
Yamaha	VMX12 V-Max	1996	YB16AL-A2	CT 1216
Yamaha	XV750 Virago (All)	1996	YB16AL-A2	CT 1216
Yamaha	YZF600R	1996	YTX12-BS	CT 1212
Yamaha	TRX850	1996	YTX12-BS	CT 1212
Yamaha	YZF750R	1996	YTX12-BS	CT 1212
Yamaha	XV1100 Virago (All)	1996	YTX24HL-BS, Y50-N18L-A-CX	CT 1220, EPS 1220
Yamaha	XJ600S Seca II	1996	YTX9-BS	CT 1209
Yamaha	CY50 Riva Jog	1996	YTZ5S-BS, YTX4L-BS	CT 1204
Yamaha	XT225 Serow	1996	YTZ8V, YTX7L-BS	CT 1205, CT 1207.1, CT 1207.2
Yamaha	FZR1000	1995	GYZ16H, YTX14H-BS, YTX14-BS	CT 1214, EPS 1214
Yamaha	XV750 Virago (All)	1995	YB16AL-A2	CT 1216
Yamaha	VMX12 V-Max	1995	YB16AL-A2	CT 1216



# #ДЕЛЬТА ЗАВОДИТ



МАРКА	МОДЕЛЬ МОТОЦИКЛА ИЛИ СКУТЕРА	ДАТА ВЫПУСКА	СООТВЕТСТВИЕ JIS-КОДУ	МОДЕЛЬ DELTA
Yamaha	YZF600R	1995	YTX12-BS	CT 1212
Yamaha	TRX850	1995	YTX12-BS	CT 1212
Yamaha	YZF750R	1995	YTX12-BS	CT 1212
Yamaha	XV1100 Virago (All)	1995	YTX24HL-BS, Y50-N18L-A-CX	CT 1220, EPS 1220
Yamaha	XT600E	1995	YTX9-BS	CT 1209
Yamaha	XJ600S Seca II	1995	YTX9-BS	CT 1209
Yamaha	CY50 Riva Jog	1995	YTZ5S-BS, YTX4L-BS	CT 1204
Yamaha	XT225 Serow	1995	YTZ8V, YTX7L-BS	CT 1205, CT 1207.1, CT 1207.2
Yamaha	GTS1000	1994	GYZ16H, YTX14-BS	CT 1214, EPS 1214
Yamaha	FZR1000	1994	GYZ16H, YTX14H-BS, YTX14-BS	CT 1214, EPS 1214
Yamaha	VMX12 V-Max	1994	YB16AL-A2	CT 1216
Yamaha	XV750 Virago (All)	1994	YB16AL-A2	CT 1216
Yamaha	YZF750R	1994	YTX12-BS	CT 1212
Yamaha	XV1100 Virago (All)	1994	YTX24HL-BS, Y50-N18L-A-CX	CT 1220, EPS 1220
Yamaha	XT600E	1994	YTX9-BS	CT 1209
Yamaha	XJ600S Seca II	1994	YTX9-BS	CT 1209
Yamaha	CY50 Riva Jog	1994	YTZ5S-BS, YTX4L-BS	CT 1204
Yamaha	XT225 Serow	1994	YTZ8V, YTX7L-BS	CT 1205, CT 1207.1, CT 1207.2
Yamaha	FJ1200 (All)	1993	GYZ16H, YTX14-BS	CT 1214, EPS 1214
Yamaha	GTS1000	1993	GYZ16H, YTX14-BS	CT 1214, EPS 1214
Yamaha	FZR1000	1993	GYZ16H, YTX14H-BS, YTX14-BS	CT 1214, EPS 1214
Yamaha	VMX12 V-Max	1993	YB16AL-A2	CT 1216
Yamaha	XV750 Virago (All)	1993	YB16AL-A2	CT 1216
Yamaha	TDM850	1993	YTX12-BS	CT 1212
Yamaha	XVZ13 Venture/Royale	1993	YTX24HL-BS, SY50-N18L-AT	CT 1220, EPS 1220
Yamaha	XV1100 Virago (All)	1993	YTX24HL-BS, Y50-N18L-A-CX	CT 1220, EPS 1220
Yamaha	XT600E	1993	YTX9-BS	CT 1209
Yamaha	XJ600S Seca II	1993	YTX9-BS	CT 1209
Yamaha	CY50 Riva Jog	1993	YTZ5S-BS, YTX4L-BS	CT 1204
Yamaha	XT225 Serow	1993	YTZ8V, YTX7L-BS	CT 1205, CT 1207.1, CT 1207.2
Yamaha	FJ1200 (All)	1992	GYZ16H, YTX14-BS	CT 1214, EPS 1214
Yamaha	FZR1000	1992	GYZ16H, YTX14H-BS, YTX14-BS	CT 1214, EPS 1214
Yamaha	VMX12 V-Max	1992	YB16AL-A2	CT 1216
Yamaha	XV750 Virago (All)	1992	YB16AL-A2	CT 1216
Yamaha	TDM850	1992	YTX12-BS	CT 1212
Yamaha	XVZ13 Venture/Royale	1992	YTX24HL-BS, SY50-N18L-AT	CT 1220, EPS 1220
Yamaha	XV1100 Virago (All)	1992	YTX24HL-BS, Y50-N18L-A-CX	CT 1220, EPS 1220
Yamaha	XT600E	1992	YTX9-BS	CT 1209
Yamaha	XJ600S Seca II	1992	YTX9-BS	CT 1209
Yamaha	CY50 Riva Jog	1992	YTZ5S-BS, YTX4L-BS	CT 1204
Yamaha	XT225 Serow	1992	YTZ8V, YTX7L-BS	CT 1205, CT 1207.1, CT 1207.2
Yamaha	FJ1200 (All)	1991	GYZ16H, YTX14-BS	CT 1214, EPS 1214
Yamaha	FZR1000	1991	GYZ16H, YTX14H-BS, YTX14-BS	CT 1214, EPS 1214
Yamaha	VMX12 V-Max	1991	YB16AL-A2	CT 1216
Yamaha	XV750 Virago (All)	1991	YB16AL-A2	CT 1216
Yamaha	XVZ13 Venture/Royale	1991	YTX24HL-BS, SY50-N18L-AT	CT 1220, EPS 1220
Yamaha	XV1100 Virago (All)	1991	YTX24HL-BS, Y50-N18L-A-CX	CT 1220, EPS 1220
Yamaha	XT600E	1991	YTX9-BS	CT 1209
Yamaha	VMX12 V-Max	1990	YB16AL-A2	CT 1216
Yamaha	XV750 Virago (All)	1990	YB16AL-A2	CT 1216
Yamaha	FJ1200	1990	YTX14AHL-BS, SYB14L-A2	CT 1214.1
Yamaha	FZR1000	1990	YTX14AHL-BS, SYB14L-A2	CT 1214.1
Yamaha	XVZ13 Venture/Royale	1990	YTX24HL-BS, SY50-N18L-AT	CT 1220, EPS 1220
Yamaha	XV1100 Virago (All)	1990	YTX24HL-BS, Y50-N18L-A-CX	CT 1220, EPS 1220
Yamaha	XT600E	1990	YTX9-BS	CT 1209
Yamaha	VMX12 V-Max	1989	YB16AL-A2	CT 1216
Yamaha	XV750 Virago (All)	1989	YB16AL-A2	CT 1216

МАРКА	МОДЕЛЬ МОТОЦИКЛА ИЛИ СКУТЕРА	ДАТА ВЫПУСКА	СООТВЕТСТВИЕ JIS-КОДУ	МОДЕЛЬ DELTA
Yamaha	XT600	1989	YB5L-B	CT 1205.1
Yamaha	FJ1200	1989	YTX14AHL-BS, SYB14L-A2	CT 1214.1
Yamaha	FZR1000	1989	YTX14AHL-BS, SYB14L-A2	CT 1214.1
Yamaha	XVZ13 Venture/Royale	1989	YTX24HL-BS, SY50-N18L-AT	CT 1220, EPS 1220
Yamaha	XV1100 Virago (All)	1989	YTX24HL-BS, Y50-N18L-A-CX	CT 1220, EPS 1220
Yamaha	VMX12 V-Max	1988	YB16AL-A2	CT 1216
Yamaha	XV750 Virago (All)	1988	YB16AL-A2	CT 1216
Yamaha	XT600	1988	YB5L-B	CT 1205.1
Yamaha	FZR1000	1988	YTX14AHL-BS, SYB14L-A2	CT 1214.1
Yamaha	FJ1200	1988	YTX14AHL-BS, SYB14L-A2	CT 1214.1
Yamaha	FZ750, FZR750	1988	YTX14AHL-BS, SYB14L-A2	CT 1214.1
Yamaha	XVZ13 Venture/Royale	1988	YTX24HL-BS, SY50-N18L-AT	CT 1220, EPS 1220
Yamaha	XV1100 Virago (All)	1988	YTX24HL-BS, Y50-N18L-A-CX	CT 1220, EPS 1220
Yamaha	XV750 Virago (All)	1987	YB16AL-A2	CT 1216
Yamaha	XV700 Virago	1987	YB16AL-A2	CT 1216
Yamaha	VMX12 V-Max	1987	YB16AL-A2	CT 1216
Yamaha	XT600	1987	YB5L-B	CT 1205.1
Yamaha	FZR1000	1987	YTX14AHL-BS, SYB14L-A2	CT 1214.1
Yamaha	FZ750, FZR750	1987	YTX14AHL-BS, SYB14L-A2	CT 1214.1
Yamaha	FZ700, Fazer	1987	YTX14AHL-BS, SYB14L-A2	CT 1214.1
Yamaha	FJ1200	1987	YTX14AHL-BS, SYB14L-A2	CT 1214.1
Yamaha	XVZ13 Venture/Royale	1987	YTX24HL-BS, SY50-N18L-AT	CT 1220, EPS 1220
Yamaha	XV1100 Virago (All)	1987	YTX24HL-BS, Y50-N18L-A-CX	CT 1220, EPS 1220
Yamaha	XV750 Virago (All)	1986	YB16AL-A2	CT 1216
Yamaha	XV700 Virago	1986	YB16AL-A2	CT 1216
Yamaha	VMX12 V-Max	1986	YB16AL-A2	CT 1216
Yamaha	XT600	1986	YB5L-B	CT 1205.1
Yamaha	SRX600	1986	YB5L-B	CT 1205.1
Yamaha	FZ700, Fazer	1986	YTX14AHL-BS, SYB14L-A2	CT 1214.1
Yamaha	FZ750, FZR750	1986	YTX14AHL-BS, SYB14L-A2	CT 1214.1
Yamaha	FJ1200	1986	YTX14AHL-BS, SYB14L-A2	CT 1214.1
Yamaha	XJ700 Maxim, XJ700X	1986	YTX14AHL-BS, SYB14L-A2	CT 1214.1
Yamaha	XVZ13 Venture/Royale	1986	YTX24HL-BS, SY50-N18L-AT	CT 1220, EPS 1220
Yamaha	XV1100 Virago (All)	1986	YTX24HL-BS, Y50-N18L-A-CX	CT 1220, EPS 1220
Yamaha	XC180 Riva	1985	YB10L-B	CT 1210
Yamaha	VMX12 V-Max	1985	YB16AL-A2	CT 1216
Yamaha	XV750 Virago (All)	1985	YB16AL-A2	CT 1216
Yamaha	XV700 Virago	1985	YB16AL-A2	CT 1216
Yamaha	XT600	1985	YB5L-B	CT 1205.1
Yamaha	XJ700 Maxim, XJ700X	1985	YTX14AHL-BS, SYB14L-A2	CT 1214.1
Yamaha	FZ750, FZR750	1985	YTX14AHL-BS, SYB14L-A2	CT 1214.1
Yamaha	FJ1100	1985	YTX14AHL-BS, YB14L-A2	CT 1214.1
Yamaha	XVZ12 Venture/Royale	1985	YTX24HL-BS, SY50-N18L-AT	CT 1220, EPS 1220
Yamaha	XV1000 Virago	1985	YTX24HL-BS, Y50-N18L-A-CX	CT 1220, EPS 1220
Yamaha	XC180 Riva	1984	YB10L-B	CT 1210
Yamaha	XV750 Virago (All)	1984	YB16AL-A2	CT 1216
Yamaha	XV700 Virago	1984	YB16AL-A2	CT 1216
Yamaha	XT600	1984	YB5L-B	CT 1205.1
Yamaha	FJ1100	1984	YTX14AHL-BS, YB14L-A2	CT 1214.1
Yamaha	XVZ12 Venture/Royale	1984	YTX24HL-BS, SY50-N18L-AT	CT 1220, EPS 1220
Yamaha	XV1000 Virago	1984	YTX24HL-BS, Y50-N18L-A-CX	CT 1220, EPS 1220
Yamaha	XC180 Riva	1983	YB10L-B	CT 1210
Yamaha	XV750 Virago (All)	1983	YB16AL-A2	CT 1216
Yamaha	XT550	1983	YB5L-B	CT 1205.1
Yamaha	XS650	1983	YTX14AHL-BS, SYB14L-A2	CT 1214.1
Yamaha	XJ750M Midnight Maxim	1983	YTX14AHL-BS, SYB14L-A2	CT 1214.1
Yamaha	XJ900R Seca	1983	YTX14AHL-BS, SYB14L-A2	CT 1214.1

МАРКА	МОДЕЛЬ МОТОЦИКЛА ИЛИ СКУТЕРА	ДАТА ВЫПУСКА	СООТВЕТСТВИЕ JIS-КОДУ	МОДЕЛЬ DELTA
Yamaha	XZ550R Vision	1983	YTX14AHL-BS, SYB14L-A2	CT 1214.1
Yamaha	XVZ12 Venture/Royale	1983	YTX24HL-BS, SY50-N18L-AT	CT 1220, EPS 1220
Yamaha	XV920R Virago	1983	YTX24HL-BS, Y50-N18L-A-CX	CT 1220, EPS 1220
Yamaha	XV920M Midnight Virago	1983	YTX24HL-BS, Y50-N18L-A-CX	CT 1220, EPS 1220
Yamaha	XV750 Virago (All)	1982	YB16AL-A2	CT 1216
Yamaha	XT550	1982	YB5L-B	CT 1205.1
Yamaha	XS650	1982	YTX14AHL-BS, SYB14L-A2	CT 1214.1
Yamaha	XZ550R Vision	1982	YTX14AHL-BS, SYB14L-A2	CT 1214.1
Yamaha	XV920 Virago	1982	YTX24HL-BS, SY50-N18L-AT	CT 1220, EPS 1220
Yamaha	XJ1100 Maxim	1982	YTX24HL-BS, SY50-N18L-AT	CT 1220, EPS 1220
Yamaha	XV920R Virago	1982	YTX24HL-BS, Y50-N18L-A-CX	CT 1220, EPS 1220
Yamaha	XV750 Virago (All)	1981	YB16AL-A2	CT 1216
Yamaha	XS850 (All)	1981	YTX14AHL-BS, SYB14L-A2	CT 1214.1
Yamaha	XS650	1981	YTX14AHL-BS, SYB14L-A2	CT 1214.1
Yamaha	XV920R Virago	1981	YTX24HL-BS, Y50-N18L-A-CX	CT 1220, EPS 1220
Yamaha	XS1100 (All)	1981	YTX24HL-BS, Y50-N18L-A-CX	CT 1220, EPS 1220
Yamaha	XS650	1980	YTX14AHL-BS, SYB14L-A2	CT 1214.1
Yamaha	XS850 (All)	1980	YTX14AHL-BS, SYB14L-A2	CT 1214.1
Yamaha	XS1100 (All)	1980	YTX24HL-BS, Y50-N18L-A-CX	CT 1220, EPS 1220
Yamaha	XS650	1979	YTX14AHL-BS, SYB14L-A2	CT 1214.1
Yamaha	XS750 (All)	1979	YTX14AHL-BS, SYB14L-A2	CT 1214.1
Yamaha	XS1100 (All)	1979	YTX24HL-BS, Y50-N18L-A-CX	CT 1220, EPS 1220
Yamaha	XS750 (All)	1978	YTX14AHL-BS, SYB14L-A2	CT 1214.1
Yamaha	XS650	1978	YTX14AHL-BS, SYB14L-A2	CT 1214.1
Yamaha	XS500	1978	YTX14AHL-BS, SYB14L-A2	CT 1214.1
Yamaha	XS1100 (All)	1978	YTX24HL-BS, Y50-N18L-A-CX	CT 1220, EPS 1220
Yamaha	XS650	1977	YTX14AHL-BS, SYB14L-A2	CT 1214.1
Yamaha	XS500	1977	YTX14AHL-BS, SYB14L-A2	CT 1214.1
Yamaha	XS750 (All)	1977	YTX14AHL-BS, SYB14L-A2	CT 1214.1
Yamaha	XS500	1976	YTX14AHL-BS, SYB14L-A2	CT 1214.1
Yamaha	XS650	1976	YTX14AHL-BS, SYB14L-A2	CT 1214.1
Yamaha	XS500	1975	YTX14AHL-BS, SYB14L-A2	CT 1214.1
Yamaha	XS650	1975	YTX14AHL-BS, SYB14L-A2	CT 1214.1
Yamaha	TX750	1974	GYZ20HL, YTX20HL-BS, YTX20L-BS, YB16L-B	CT 12201, EPS 12201
Yamaha	TX500	1974	YTX14AHL-BS, SYB14L-A2	CT 1214.1
Yamaha	TX650	1974	YTX14AHL-BS, SYB14L-A2	CT 1214.1
Yamaha	TX750	1973	GYZ20HL, YTX20HL-BS, YTX20L-BS, YB16L-B	CT 12201, EPS 12201
Yamaha	TX500	1973	YTX14AHL-BS, SYB14L-A2	CT 1214.1
Yamaha	DS6B, DS6C	1970	YB5L-B	CT 1205.1
Yamaha	R3	1969	YB5L-B	CT 1205.1
Yamaha	DS6B, DS6C	1969	YB5L-B	CT 1205.1
Yamaha	YA6	1966	YB10L-B	CT 1210
Yamaha	YA6	1965	YB10L-B	CT 1210
Yamaha	YA6	1964	YB10L-B	CT 1210
<b>ZENGCHENGHAILI</b>				
ZengChengHaiLi	HJ100T-A	-	YTX7A-BS	CT 1207
ZengChengHaiLi	HJ100T-E	-	YTX7A-BS	CT 1207
ZengChengHaiLi	HJ125-2, 3, 5, 9, 10, 15, 18	-	12N9-4B-1	CT 1210
ZengChengHaiLi	HJ125T, -3, 8, B, D, 2D	-	YTX7A-BS	CT 1207
ZengChengHaiLi	HJ150-9, 10	-	12N9-4B-1	CT 1210
ZengChengHaiLi	HJ150ST	-	YTX9-BS	CT 1209
ZengChengHaiLi	HJ250	-	12N9-4B-1	CT 1210
<b>ZONGSHEN PIAGGIO</b>				
ZongShen Piaggio	FLY-50	-	YB9-B	CT 1210

# КВАДРОЦИКЛЫ И БАГГИ

МАРКА	МОДЕЛЬ КВАДРОЦИКЛА	ДАТА ВЫПУСКА	СООТВЕТВИЕ JIS-КОДУ	МОДЕЛЬ DELTA
<b>AEON</b>				
Aeon	Cobra/CX-Sport 100	ALLYEARS	YTX4L-BS	CT 1204, CT 1205, CT 1207.2
Aeon	Cobra/CX-Sport 90	ALLYEARS	YTX4L-BS	CT 1204, CT 1205, CT 1207.2
Aeon	Cobra/CX-Sport 50	ALLYEARS	YTX4L-BS	CT 1204, CT 1205, CT 1207.2
<b>ARCTIC CAT</b>				
Arctic Cat	DVX 400	ALLYEARS	YTX9-BS	CT 1209
Arctic Cat	Alterra 570	2020	GYZ20H, YTX20H-BS	CT 1218, EPS 1218
Arctic Cat	TRV	2020	GYZ20H, YTX20H-BS, YTX20-BS	CT 1218, EPS 1218
Arctic Cat	Prowler 500	2020	GYZ20HL, YTX20HL-BS, YTX20L-BS	CT 12201, EPS 12201
Arctic Cat	Alterra	2020	YTX12-BS	CT 1212
Arctic Cat	Alterra 90	2020	YTZ7S, YTX5L-BS	CT 1205, CT 1207.2
Arctic Cat	Alterra 570	2019	GYZ20H, YTX20H-BS	CT 1218, EPS 1218
Arctic Cat	TRV, Mudpro, LTD, TBX	2019	GYZ20H, YTX20H-BS, YTX20-BS	CT 1218, EPS 1218
Arctic Cat	TRV	2019	GYZ20H, YTX20H-BS, YTX20-BS	CT 1218, EPS 1218
Arctic Cat	Prowler 500	2019	GYZ20HL, YTX20HL-BS, YTX20L-BS	CT 12201, EPS 12201
Arctic Cat	Wildcat 1000, X, 4, LTD, XX	2019	GYZ32HL, YIX30L-BS, YB30L-B	CT 1230, EPS 1230
Arctic Cat	Alterra	2019	YTX12-BS	CT 1212
Arctic Cat	150 Utility, Alterra	2019	YTX9-BS	CT 1209
Arctic Cat	Alterra 90	2019	YTZ7S, YTX5L-BS	CT 1205, CT 1207.2
Arctic Cat	DVX90, Utility	2019	YTZ7S, YTX5L-BS	CT 1205, CT 1207.2
Arctic Cat	TRV	2018	GYZ20H, YTX20H-BS, YTX20-BS	CT 1218, EPS 1218
Arctic Cat	TRV, Mudpro, LTD, TBX	2018	GYZ20H, YTX20H-BS, YTX20-BS	CT 1218, EPS 1218
Arctic Cat	Prowler 500	2018	GYZ20HL, YTX20HL-BS, YTX20L-BS	CT 12201, EPS 12201
Arctic Cat	Wildcat Sport, Trail	2018	GYZ32HL, YIX30L-BS, YB30L-B	CT 1230, EPS 1230
Arctic Cat	Wildcat 1000, X, 4, LTD, XX	2018	GYZ32HL, YIX30L-BS, YB30L-B	CT 1230, EPS 1230
Arctic Cat	Alterra	2018	YTX12-BS	CT 1212
Arctic Cat	Alterra	2018	YTX12-BS	CT 1212
Arctic Cat	150 Utility, Alterra	2018	YTX9-BS	CT 1209
Arctic Cat	150	2018	YTX9-BS	CT 1209
Arctic Cat	Alterra 90	2018	YTZ7S, YTX5L-BS	CT 1205, CT 1207.2
Arctic Cat	ATV Y-12 Youth, 4-Stroke	2018	YTZ7S, YTX5L-BS	CT 1205, CT 1207.2
Arctic Cat	DVX90, Utility	2018	YTZ7S, YTX5L-BS	CT 1205, CT 1207.2
Arctic Cat	TRV, Mudpro, LTD, TBX	2017	GYZ20H, YTX20H-BS, YTX20-BS	CT 1218, EPS 1218
Arctic Cat	Mudpro 1000H2, TRV, 1000i GT, XT	2017	GYZ20H, YTX20H-BS, YTX20-BS	CT 1218, EPS 1218

# #ДЕЛЬТА ЗАВОДИТ



МАРКА	МОДЕЛЬ КВАДРОЦИКЛА	ДАТА ВЫПУСКА	СООТВЕТСТВИЕ JIS-КОДУ	МОДЕЛЬ DELTA
Arctic Cat	XT, TRV, CORE	2017	GYZ20H, YTX20H-BS, YTX20-BS	CT 1218, EPS 1218
Arctic Cat	ATV 500	2017	GYZ20H, YTX20H-BS, YTX20-BS	CT 1218, EPS 1218
Arctic Cat	Alterra 550,TRV, LTD, S, XT, CORE	2017	GYZ20H, YTX20H-BS, YTX20-BS	CT 1218, EPS 1218
Arctic Cat	TRV	2017	GYZ20H, YTX20H-BS, YTX20-BS	CT 1218, EPS 1218
Arctic Cat	XC450	2017	GYZ20HL, YTX20HL-BS, YTX20L-BS	CT 12201, EPS 12201
Arctic Cat	TRV, CORE	2017	GYZ20HL, YTX20HL-BS, YTX20L-BS	CT 12201, EPS 12201
Arctic Cat	Prowler 500	2017	GYZ20HL, YTX20HL-BS, YTX20L-BS	CT 12201, EPS 12201
Arctic Cat	Prowler 700	2017	GYZ32HL, YIX30L-BS, YB30L-B	CT 1230, EPS 1230
Arctic Cat	Prowler HDX500, HDX XT	2017	GYZ32HL, YIX30L-BS, YB30L-B	CT 1230, EPS 1230
Arctic Cat	Prowler 700 HDX, HDX XT	2017	GYZ32HL, YIX30L-BS, YB30L-B	CT 1230, EPS 1230
Arctic Cat	Prowler 1000	2017	GYZ32HL, YIX30L-BS, YB30L-B	CT 1230, EPS 1230
Arctic Cat	Wildcat Sport, Trail	2017	GYZ32HL, YIX30L-BS, YB30L-B	CT 1230, EPS 1230
Arctic Cat	Wildcat 1000, X, 4, LTD, XX	2017	GYZ32HL, YIX30L-BS, YB30L-B	CT 1230, EPS 1230
Arctic Cat	Altera	2017	YTX12-BS	CT 1212
Arctic Cat	Alterra	2017	YTX12-BS	CT 1212
Arctic Cat	150 Utility, Alterra	2017	YTX9-BS	CT 1209
Arctic Cat	150	2017	YTX9-BS	CT 1209
Arctic Cat	Alterra 90	2017	YTZ7S, YTX5L-BS	CT 1205, CT 1207.2
Arctic Cat	ATV Y-12 Youth, 4-Stroke	2017	YTZ7S, YTX5L-BS	CT 1205, CT 1207.2
Arctic Cat	DVX90, Utility	2017	YTZ7S, YTX5L-BS	CT 1205, CT 1207.2
Arctic Cat	Mudpro 1000H2, TRV, 1000i GT, XT	2016	GYZ20H, YTX20H-BS, YTX20-BS	CT 1218, EPS 1218
Arctic Cat	ATV 500	2016	GYZ20H, YTX20H-BS, YTX20-BS	CT 1218, EPS 1218
Arctic Cat	TRV	2016	GYZ20H, YTX20H-BS, YTX20-BS	CT 1218, EPS 1218
Arctic Cat	XT, TRV, CORE	2016	GYZ20H, YTX20H-BS, YTX20-BS	CT 1218, EPS 1218
Arctic Cat	TRV, Mudpro, LTD, TBX	2016	GYZ20H, YTX20H-BS, YTX20-BS	CT 1218, EPS 1218
Arctic Cat	Alterra	2016	GYZ20H, YTX20H-BS, YTX20-BS	CT 1218, EPS 1218
Arctic Cat	Alterra 550,TRV, LTD, S, XT, CORE	2016	GYZ20H, YTX20H-BS, YTX20-BS	CT 1218, EPS 1218
Arctic Cat	XC450	2016	GYZ20HL, YTX20HL-BS, YTX20L-BS	CT 12201, EPS 12201
Arctic Cat	ATV 450, Alterra	2016	GYZ20HL, YTX20HL-BS, YTX20L-BS	CT 12201, EPS 12201
Arctic Cat	TRV, CORE	2016	GYZ20HL, YTX20HL-BS, YTX20L-BS	CT 12201, EPS 12201
Arctic Cat	Wildcat 1000, X, 4, LTD, XX	2016	GYZ32HL, YIX30L-BS, YB30L-B	CT 1230, EPS 1230
Arctic Cat	Prowler HDX500, HDX XT	2016	GYZ32HL, YIX30L-BS, YB30L-B	CT 1230, EPS 1230
Arctic Cat	Prowler 1000	2016	GYZ32HL, YIX30L-BS, YB30L-B	CT 1230, EPS 1230
Arctic Cat	Prowler 700	2016	GYZ32HL, YIX30L-BS, YB30L-B	CT 1230, EPS 1230
Arctic Cat	Wildcat Sport, Trail	2016	GYZ32HL, YIX30L-BS, YB30L-B	CT 1230, EPS 1230
Arctic Cat	Prowler 700 HDX, HDX XT	2016	GYZ32HL, YIX30L-BS, YB30L-B	CT 1230, EPS 1230
Arctic Cat	DVX300, Utility	2016	YTX12-BS	CT 1212
Arctic Cat	150 Utility, Alterra	2016	YTX9-BS	CT 1209
Arctic Cat	150	2016	YTX9-BS	CT 1209
Arctic Cat	DVX90, Utility	2016	YTZ7S, YTX5L-BS	CT 1205, CT 1207.2
Arctic Cat	ATV Y-12 Youth, 4-Stroke	2016	YTZ7S, YTX5L-BS	CT 1205, CT 1207.2
Arctic Cat	Alterra 550,TRV, LTD, S, XT, CORE	2015	GYZ20H, YTX20H-BS, YTX20-BS	CT 1218, EPS 1218
Arctic Cat	Mudpro 1000H2, TRV, 1000i GT, XT	2015	GYZ20H, YTX20H-BS, YTX20-BS	CT 1218, EPS 1218
Arctic Cat	XT, TRV, CORE	2015	GYZ20H, YTX20H-BS, YTX20-BS	CT 1218, EPS 1218
Arctic Cat	550,TRV, LTD, S, XT, CORE	2015	GYZ20H, YTX20H-BS, YTX20-BS	CT 1218, EPS 1218
Arctic Cat	ATV 500	2015	GYZ20H, YTX20H-BS, YTX20-BS	CT 1218, EPS 1218
Arctic Cat	TRV	2015	GYZ20H, YTX20H-BS, YTX20-BS	CT 1218, EPS 1218
Arctic Cat	TRV, Mudpro, LTD, TBX	2015	GYZ20H, YTX20H-BS, YTX20-BS	CT 1218, EPS 1218
Arctic Cat	TRV, CORE	2015	GYZ20HL, YTX20HL-BS, YTX20L-BS	CT 12201, EPS 12201
Arctic Cat	ATV 450, Alterra	2015	GYZ20HL, YTX20HL-BS, YTX20L-BS	CT 12201, EPS 12201
Arctic Cat	XC450	2015	GYZ20HL, YTX20HL-BS, YTX20L-BS	CT 12201, EPS 12201
Arctic Cat	Prowler 700 HDX, HDX XT	2015	GYZ32HL, YIX30L-BS, YB30L-B	CT 1230, EPS 1230
Arctic Cat	Prowler 700	2015	GYZ32HL, YIX30L-BS, YB30L-B	CT 1230, EPS 1230
Arctic Cat	Wildcat Sport, Trail	2015	GYZ32HL, YIX30L-BS, YB30L-B	CT 1230, EPS 1230
Arctic Cat	Prowler HDX500, HDX XT	2015	GYZ32HL, YIX30L-BS, YB30L-B	CT 1230, EPS 1230
Arctic Cat	Prowler 550	2015	GYZ32HL, YIX30L-BS, YB30L-B	CT 1230, EPS 1230
Arctic Cat	Wildcat 1000, X, 4, LTD, XX	2015	GYZ32HL, YIX30L-BS, YB30L-B	CT 1230, EPS 1230

МАРКА	МОДЕЛЬ КВАДРОЦИКЛА	ДАТА ВЫПУСКА	СООТВЕТСТВИЕ JIS-КОДУ	МОДЕЛЬ DELTA
Arctic Cat	Prowler 1000	2015	GYZ32HL, YIX30L-BS, YB30L-B	CT 1230, EPS 1230
Arctic Cat	DVX300, Utility	2015	YTX12-BS	CT 1212
Arctic Cat	Diesel	2015	YTX24HL-BS	CT 1220, EPS 1220
Arctic Cat	150	2015	YTX9-BS	CT 1209
Arctic Cat	150 Utility, Alterra	2015	YTX9-BS	CT 1209
Arctic Cat	DVX90, Utility	2015	YTZ7S, YTX5L-BS	CT 1205, CT 1207.2
Arctic Cat	Mudpro 1000H2, TRV, 1000i GT, XT	2014	GYZ20H, YTX20H-BS, YTX20-BS	CT 1218, EPS 1218
Arctic Cat	ATV 500	2014	GYZ20H, YTX20H-BS, YTX20-BS	CT 1218, EPS 1218
Arctic Cat	550,TRV, LTD, S, XT, CORE	2014	GYZ20H, YTX20H-BS, YTX20-BS	CT 1218, EPS 1218
Arctic Cat	TRV, Mudpro, LTD, TBX	2014	GYZ20H, YTX20H-BS, YTX20-BS	CT 1218, EPS 1218
Arctic Cat	XT, TRV, CORE	2014	GYZ20H, YTX20H-BS, YTX20-BS	CT 1218, EPS 1218
Arctic Cat	TRV	2014	GYZ20H, YTX20H-BS, YTX20-BS	CT 1218, EPS 1218
Arctic Cat	Alterra 550,TRV, LTD, S, XT, CORE	2014	GYZ20H, YTX20H-BS, YTX20-BS	CT 1218, EPS 1218
Arctic Cat	ATV 450, Alterra	2014	GYZ20HL, YTX20HL-BS, YTX20L-BS	CT 12201, EPS 12201
Arctic Cat	TRV, CORE	2014	GYZ20HL, YTX20HL-BS, YTX20L-BS	CT 12201, EPS 12201
Arctic Cat	XC450	2014	GYZ20HL, YTX20HL-BS, YTX20L-BS	CT 12201, EPS 12201
Arctic Cat	Prowler HDX500, HDX XT	2014	GYZ32HL, YIX30L-BS, YB30L-B	CT 1230, EPS 1230
Arctic Cat	Prowler 1000	2014	GYZ32HL, YIX30L-BS, YB30L-B	CT 1230, EPS 1230
Arctic Cat	Prowler 550	2014	GYZ32HL, YIX30L-BS, YB30L-B	CT 1230, EPS 1230
Arctic Cat	Wildcat 1000, X, 4, LTD, XX	2014	GYZ32HL, YIX30L-BS, YB30L-B	CT 1230, EPS 1230
Arctic Cat	Prowler 700 HDX, HDX XT	2014	GYZ32HL, YIX30L-BS, YB30L-B	CT 1230, EPS 1230
Arctic Cat	Prowler 700	2014	GYZ32HL, YIX30L-BS, YB30L-B	CT 1230, EPS 1230
Arctic Cat	DVX300, Utility	2014	YTX12-BS	CT 1212
Arctic Cat	Diesel	2014	YTX24HL-BS	CT 1220, EPS 1220
Arctic Cat	150	2014	YTX9-BS	CT 1209
Arctic Cat	150 Utility, Alterra	2014	YTX9-BS	CT 1209
Arctic Cat	DVX90, Utility	2014	YTZ7S, YTX5L-BS	CT 1205, CT 1207.2
Arctic Cat	TRV	2013	GYZ20H, YTX20H-BS, YTX20-BS	CT 1218, EPS 1218
Arctic Cat	TRV, Mudpro, LTD, TBX	2013	GYZ20H, YTX20H-BS, YTX20-BS	CT 1218, EPS 1218
Arctic Cat	550,TRV, LTD, S, XT, CORE	2013	GYZ20H, YTX20H-BS, YTX20-BS	CT 1218, EPS 1218
Arctic Cat	Alterra 550,TRV, LTD, S, XT, CORE	2013	GYZ20H, YTX20H-BS, YTX20-BS	CT 1218, EPS 1218
Arctic Cat	XT, TRV, CORE	2013	GYZ20H, YTX20H-BS, YTX20-BS	CT 1218, EPS 1218
Arctic Cat	Mudpro 1000H2, TRV, 1000i GT, XT	2013	GYZ20H, YTX20H-BS, YTX20-BS	CT 1218, EPS 1218
Arctic Cat	ATV 500	2013	GYZ20H, YTX20H-BS, YTX20-BS	CT 1218, EPS 1218
Arctic Cat	ATV 450, Alterra	2013	GYZ20HL, YTX20HL-BS, YTX20L-BS	CT 12201, EPS 12201
Arctic Cat	XC450	2013	GYZ20HL, YTX20HL-BS, YTX20L-BS	CT 12201, EPS 12201
Arctic Cat	TRV, CORE	2013	GYZ20HL, YTX20HL-BS, YTX20L-BS	CT 12201, EPS 12201
Arctic Cat	Prowler 1000	2013	GYZ32HL, YIX30L-BS, YB30L-B	CT 1230, EPS 1230
Arctic Cat	Prowler 700	2013	GYZ32HL, YIX30L-BS, YB30L-B	CT 1230, EPS 1230
Arctic Cat	Prowler 700 HDX, HDX XT	2013	GYZ32HL, YIX30L-BS, YB30L-B	CT 1230, EPS 1230
Arctic Cat	Prowler 550	2013	GYZ32HL, YIX30L-BS, YB30L-B	CT 1230, EPS 1230
Arctic Cat	Wildcat 1000, X, 4, LTD, XX	2013	GYZ32HL, YIX30L-BS, YB30L-B	CT 1230, EPS 1230
Arctic Cat	DVX300, Utility	2013	YTX12-BS	CT 1212
Arctic Cat	Diesel	2013	YTX24HL-BS	CT 1220, EPS 1220
Arctic Cat	150	2013	YTX9-BS	CT 1209
Arctic Cat	150 Utility, Alterra	2013	YTX9-BS	CT 1209
Arctic Cat	DVX90, Utility	2013	YTZ7S, YTX5L-BS	CT 1205, CT 1207.2
Arctic Cat	ATV 450	2012	GYZ20H, YTX20H-BS, YTX20-BS	CT 1218, EPS 1218
Arctic Cat	TRV, Mudpro, LTD, TBX	2012	GYZ20H, YTX20H-BS, YTX20-BS	CT 1218, EPS 1218
Arctic Cat	Mudpro 1000H2, TRV, 1000i GT, XT	2012	GYZ20H, YTX20H-BS, YTX20-BS	CT 1218, EPS 1218
Arctic Cat	Alterra 550,TRV, LTD, S, XT, CORE	2012	GYZ20H, YTX20H-BS, YTX20-BS	CT 1218, EPS 1218
Arctic Cat	TRV	2012	GYZ20H, YTX20H-BS, YTX20-BS	CT 1218, EPS 1218
Arctic Cat	550,TRV, LTD, S, XT, CORE	2012	GYZ20H, YTX20H-BS, YTX20-BS	CT 1218, EPS 1218
Arctic Cat	650, H1	2012	GYZ20H, YTX20H-BS, YTX20-BS	CT 1218, EPS 1218
Arctic Cat	Mudpro	2012	GYZ20H, YTX20H-BS, YTX20-BS	CT 1218, EPS 1218
Arctic Cat	XC450	2012	GYZ20HL, YTX20HL-BS, YTX20L-BS	CT 12201, EPS 12201
Arctic Cat	Prowler 700	2012	GYZ32HL, YIX30L-BS, YB30L-B	CT 1230, EPS 1230

# #ДЕЛЬТА ЗАВОДИТ



МАРКА	МОДЕЛЬ КВАДРОЦИКЛА	ДАТА ВЫПУСКА	СООТВЕТСТВИЕ JIS-КОДУ	МОДЕЛЬ DELTA
Arctic Cat	Prowler 1000	2012	GYZ32HL, YIX30L-BS, YB30L-B	CT 1230, EPS 1230
Arctic Cat	Wildcat 1000, X, 4, LTD, XX	2012	GYZ32HL, YIX30L-BS, YB30L-B	CT 1230, EPS 1230
Arctic Cat	Prowler 550	2012	GYZ32HL, YIX30L-BS, YB30L-B	CT 1230, EPS 1230
Arctic Cat	Prowler 700 HDX, HDX XT	2012	GYZ32HL, YIX30L-BS, YB30L-B	CT 1230, EPS 1230
Arctic Cat	DVX300, Utility	2012	YTX12-BS	CT 1212
Arctic Cat	Diesel	2012	YTX24HL-BS	CT 1220, EPS 1220
Arctic Cat	150 Utility, Alterra	2012	YTX9-BS	CT 1209
Arctic Cat	150	2012	YTX9-BS	CT 1209
Arctic Cat	DVX90, Utility	2012	YTZ7S, YTX5L-BS	CT 1205, CT 1207.2
Arctic Cat	TRV	2011	GYZ20H, YTX20H-BS, YTX20-BS	CT 1218, EPS 1218
Arctic Cat	Alterra 550,TRV, LTD, S, XT, CORE	2011	GYZ20H, YTX20H-BS, YTX20-BS	CT 1218, EPS 1218
Arctic Cat	ATV 450	2011	GYZ20H, YTX20H-BS, YTX20-BS	CT 1218, EPS 1218
Arctic Cat	550,TRV, LTD, S, XT, CORE	2011	GYZ20H, YTX20H-BS, YTX20-BS	CT 1218, EPS 1218
Arctic Cat	TRV, Mudpro, LTD, TBX	2011	GYZ20H, YTX20H-BS, YTX20-BS	CT 1218, EPS 1218
Arctic Cat	650, H1	2011	GYZ20H, YTX20H-BS, YTX20-BS	CT 1218, EPS 1218
Arctic Cat	Mudpro	2011	GYZ20H, YTX20H-BS, YTX20-BS	CT 1218, EPS 1218
Arctic Cat	Mudpro 1000H2, TRV, 1000i GT, XT	2011	GYZ20H, YTX20H-BS, YTX20-BS	CT 1218, EPS 1218
Arctic Cat	XC450	2011	GYZ20HL, YTX20HL-BS, YTX20L-BS	CT 12201, EPS 12201
Arctic Cat	Prowler 550	2011	GYZ32HL, YIX30L-BS, YB30L-B	CT 1230, EPS 1230
Arctic Cat	Prowler 700	2011	GYZ32HL, YIX30L-BS, YB30L-B	CT 1230, EPS 1230
Arctic Cat	Prowler 700 HDX, HDX XT	2011	GYZ32HL, YIX30L-BS, YB30L-B	CT 1230, EPS 1230
Arctic Cat	Prowler 1000	2011	GYZ32HL, YIX30L-BS, YB30L-B	CT 1230, EPS 1230
Arctic Cat	DVX300, Utility	2011	YTX12-BS	CT 1212
Arctic Cat	Diesel	2011	YTX24HL-BS	CT 1220, EPS 1220
Arctic Cat	150	2011	YTX9-BS	CT 1209
Arctic Cat	150 Utility, Alterra	2011	YTX9-BS	CT 1209
Arctic Cat	DVX90, Utility	2011	YTZ7S, YTX5L-BS	CT 1205, CT 1207.2
Arctic Cat	ATV 450	2010	GYZ20H, YTX20H-BS, YTX20-BS	CT 1218, EPS 1218
Arctic Cat	TRV, Mudpro, LTD, TBX	2010	GYZ20H, YTX20H-BS, YTX20-BS	CT 1218, EPS 1218
Arctic Cat	Mudpro	2010	GYZ20H, YTX20H-BS, YTX20-BS	CT 1218, EPS 1218
Arctic Cat	4x4 Automatic	2010	GYZ20H, YTX20H-BS, YTX20-BS	CT 1218, EPS 1218
Arctic Cat	550,TRV, LTD, S, XT, CORE	2010	GYZ20H, YTX20H-BS, YTX20-BS	CT 1218, EPS 1218
Arctic Cat	Mudpro 1000H2, TRV, 1000i GT, XT	2010	GYZ20H, YTX20H-BS, YTX20-BS	CT 1218, EPS 1218
Arctic Cat	Alterra 550,TRV, LTD, S, XT, CORE	2010	GYZ20H, YTX20H-BS, YTX20-BS	CT 1218, EPS 1218
Arctic Cat	Thundercat	2010	GYZ20H, YTX20H-BS, YTX20-BS	CT 1218, EPS 1218
Arctic Cat	Prowler 700	2010	GYZ32HL, YIX30L-BS, YB30L-B	CT 1230, EPS 1230
Arctic Cat	Prowler 1000	2010	GYZ32HL, YIX30L-BS, YB30L-B	CT 1230, EPS 1230
Arctic Cat	Prowler 550	2010	GYZ32HL, YIX30L-BS, YB30L-B	CT 1230, EPS 1230
Arctic Cat	DVX300, Utility	2010	YTX12-BS	CT 1212
Arctic Cat	Diesel	2010	YTX24HL-BS	CT 1220, EPS 1220
Arctic Cat	150	2010	YTX9-BS	CT 1209
Arctic Cat	150 Utility, Alterra	2010	YTX9-BS	CT 1209
Arctic Cat	DVX90, Utility	2010	YTZ7S, YTX5L-BS	CT 1205, CT 1207.2
Arctic Cat	Thundercat	2009	GYZ20H, YTX20H-BS, YTX20-BS	CT 1218, EPS 1218
Arctic Cat	TRV, Mudpro, LTD, TBX	2009	GYZ20H, YTX20H-BS, YTX20-BS	CT 1218, EPS 1218
Arctic Cat	Prowler 1000	2009	GYZ32HL, YIX30L-BS, YB30L-B	CT 1230, EPS 1230
Arctic Cat	DVX300, Utility	2009	YTX12-BS	CT 1212
Arctic Cat	Prowler 550	2009	YTX24HL-BS	CT 1220, EPS 1220
Arctic Cat	Prowler 700	2009	YTX24HL-BS	CT 1220, EPS 1220
Arctic Cat	Diesel	2009	YTX24HL-BS	CT 1220, EPS 1220
Arctic Cat	Prowler 650	2009	YTX24HL-BS, Y50-N18L-A-CX	CT 1220, EPS 1220
Arctic Cat	150 Utility, Alterra	2009	YTX9-BS	CT 1209
Arctic Cat	150	2009	YTX9-BS	CT 1209
Arctic Cat	DVX90, Utility	2009	YTZ7S, YTX5L-BS	CT 1205, CT 1207.2
Arctic Cat	Thundercat	2008	GYZ20H, YTX20H-BS, YTX20-BS	CT 1218, EPS 1218
Arctic Cat	FIS	2008	GYZ20H, YTX20H-BS, YTX20-BS, YB14-A2	CT 1218, EPS 1218

МАРКА	МОДЕЛЬ КВАДРОЦИКЛА	ДАТА ВЫПУСКА	СООТВЕТСТВИЕ JIS-КОДУ	МОДЕЛЬ DELTA
Arctic Cat	Diesel	2008	YTX24HL-BS	CT 1220, EPS 1220
Arctic Cat	Prowler 650	2008	YTX24HL-BS, Y50-N18L-A-CX	CT 1220, EPS 1220
Arctic Cat	DVX50, Utility	2008	YTZ7S, YTX5L-BS	CT 1205, CT 1207.2
Arctic Cat	DVX90, Utility	2008	YTZ7S, YTX5L-BS	CT 1205, CT 1207.2
Arctic Cat	FIS	2007	GYZ20H, YTX20H-BS, YTX20-BS, YB14-A2	CT 1218, EPS 1218
Arctic Cat	Diesel	2007	YTX24HL-BS	CT 1220, EPS 1220
Arctic Cat	Prowler 650	2007	YTX24HL-BS, Y50-N18L-A-CX	CT 1220, EPS 1220
Arctic Cat	DVX50, Utility	2007	YTZ7S, YTX5L-BS	CT 1205, CT 1207.2
Arctic Cat	DVX90, Utility	2007	YTZ7S, YTX5L-BS	CT 1205, CT 1207.2
Arctic Cat	FIS	2006	GYZ20H, YTX20H-BS, YTX20-BS, YB14-A2	CT 1218, EPS 1218
Arctic Cat	DVX250, 2x4	2006	YTX12-BS	CT 1212
Arctic Cat	Prowler 650	2006	YTX24HL-BS, Y50-N18L-A-CX	CT 1220, EPS 1220
Arctic Cat	DVX50, Utility	2006	YTZ7S, YTX5L-BS	CT 1205, CT 1207.2
Arctic Cat	DVX90, Utility	2006	YTZ7S, YTX5L-BS	CT 1205, CT 1207.2
Arctic Cat	ATV 300, 4x4, 2x4	2005	YTX14AHL-BS, SYB14L-A2	CT 1214.1
Arctic Cat	All Models	2005	YTX14AHL-BS, SYB14L-A2	CT 1214.1
Arctic Cat	ATV50 Y-6 Youth	2005	YTX4L-BS	CT 1204, CT 1205, CT 1207.2
Arctic Cat	ATV 300, 4x4, 2x4	2004	YTX14AHL-BS, SYB14L-A2	CT 1214.1
Arctic Cat	ATV 90, Y-12 Youth, 2-Stroke	2004	YTX4L-BS	CT 1204, CT 1205, CT 1207.2
Arctic Cat	ATV50 Y-6 Youth	2004	YTX4L-BS	CT 1204, CT 1205, CT 1207.2
Arctic Cat	ATV 300, 4x4, 2x4	2003	YTX14AHL-BS, SYB14L-A2	CT 1214.1
Arctic Cat	ATV 90, Y-12 Youth, 2-Stroke	2003	YTX4L-BS	CT 1204, CT 1205, CT 1207.2
Arctic Cat	ATV 300, 4x4, 2x4	2002	YTX14AHL-BS, SYB14L-A2	CT 1214.1
Arctic Cat	ATV 90, Y-12 Youth, 2-Stroke	2002	YTX4L-BS	CT 1204, CT 1205, CT 1207.2
Arctic Cat	ATV 300, 4x4, 2x4	2001	YTX14AHL-BS, SYB14L-A2	CT 1214.1
Arctic Cat	ATV 300, 4x4, 2x4	2000	YTX14AHL-BS, SYB14L-A2	CT 1214.1
Arctic Cat	ATV 300, 4x4, 2x4	1999	YTX14AHL-BS, SYB14L-A2	CT 1214.1
Arctic Cat	ATV 300, 4x4, 2x4	1998	YTX14AHL-BS, SYB14L-A2	CT 1214.1
<b>BALTMOTORS</b>				
Baltmotors	JAM 100		YTX5L-BS	CT 1205
Baltmotors	Hisun ATV 400		YTX20L-BS	CT 12201, EPS 12201
Baltmotors	HISUN ATV 500		YTX20L-BS	CT 12201, EPS 12201
Baltmotors	HISUN ATV 700		YTX20L-BS	CT 12201, EPS 12201
Baltmotors	JUMBO 700		YTX20L-BS	CT 12201, EPS 12201
Baltmotors	MBX		YTX20L-BS	CT 12201, EPS 12201
<b>BRP</b>				
BRP	Traxter DPS, Base, STD	2020	GYZ20HL, YTX20HL-BS, YTX20L-BS	CT 12201, EPS 12201
BRP	Traxter, Defender	2020	GYZ20HL, YTX20HL-BS, YTX20L-BS	CT 12201, EPS 12201
BRP	Defender XT, CAB, MOS	2020	GYZ32HL, YIX30L-BS, YB30L-B	CT 1230, EPS 1230
BRP	Defender XT, MAX, XMR, CAB	2020	GYZ32HL, YIX30L-BS, YB30L-B	CT 1230, EPS 1230
BRP	DS250	2020	YTX12-BS	CT 1212
BRP	DS90, DS90F, Quest	2020	YTZ5S-BS, YTX4L-BS	CT 1204
BRP	DS70	2020	YTZ5S-BS, YTX4L-BS	CT 1204
BRP	Traxter, Defender	2019	GYZ20HL, YTX20HL-BS, YTX20L-BS	CT 12201, EPS 12201
BRP	Traxter DPS, Base, STD	2019	GYZ20HL, YTX20HL-BS, YTX20L-BS	CT 12201, EPS 12201
BRP	Defender XT, CAB, MOS	2019	GYZ32HL, YIX30L-BS, YB30L-B	CT 1230, EPS 1230
BRP	Defender XT, MAX, XMR, CAB	2019	GYZ32HL, YIX30L-BS, YB30L-B	CT 1230, EPS 1230
BRP	DS250	2019	YTX12-BS	CT 1212
BRP	DS90, DS90F, Quest	2019	YTZ5S-BS, YTX4L-BS	CT 1204
BRP	DS70	2019	YTZ5S-BS, YTX4L-BS	CT 1204
BRP	Traxter, Defender	2018	GYZ20HL, YTX20HL-BS, YTX20L-BS	CT 12201, EPS 12201
BRP	Traxter DPS, Base, STD	2018	GYZ20HL, YTX20HL-BS, YTX20L-BS	CT 12201, EPS 12201
BRP	Outlander, Renegade	2018	GYZ20HL, YTX20HL-BS, YTX20L-BS	CT 12201, EPS 12201
BRP	Defender XT, MAX	2018	GYZ32HL, YIX30L-BS, YB30L-B	CT 1230, EPS 1230



# #ДЕЛЬТА ЗАВОДИТ



МАРКА	МОДЕЛЬ КВАДРОЦИКЛА	ДАТА ВЫПУСКА	СООТВЕТВИЕ JIS-КОДУ	МОДЕЛЬ DELTA
BRP	Defender XT, MAX, XMR, CAB	2018	GYZ32HL, YIX30L-BS, YB30L-B	CT 1230, EPS 1230
BRP	Defender XT, CAB, MOS	2018	GYZ32HL, YIX30L-BS, YB30L-B	CT 1230, EPS 1230
BRP	Defender XT	2018	GYZ32HL, YIX30L-BS, YB30L-B	CT 1230, EPS 1230
BRP	DS250	2018	YTX12-BS	CT 1212
BRP	DS90, DS90F, Quest	2018	YTZ5S-BS, YTX4L-BS	CT 1204
BRP	DS70	2018	YTZ5S-BS, YTX4L-BS	CT 1204
BRP	Traxter, Defender	2017	GYZ20HL, YTX20HL-BS, YTX20L-BS	CT 12201, EPS 12201
BRP	Outlander, Renegade	2017	GYZ20HL, YTX20HL-BS, YTX20L-BS	CT 12201, EPS 12201
BRP	Traxter DPS, Base, STD	2017	GYZ20HL, YTX20HL-BS, YTX20L-BS	CT 12201, EPS 12201
BRP	Defender XT, CAB, MOS	2017	GYZ32HL, YIX30L-BS, YB30L-B	CT 1230, EPS 1230
BRP	Defender XT, MAX	2017	GYZ32HL, YIX30L-BS, YB30L-B	CT 1230, EPS 1230
BRP	Defender XT	2017	GYZ32HL, YIX30L-BS, YB30L-B	CT 1230, EPS 1230
BRP	Defender XT, MAX, XMR, CAB	2017	GYZ32HL, YIX30L-BS, YB30L-B	CT 1230, EPS 1230
BRP	DS250	2017	YTX12-BS	CT 1212
BRP	DS90, DS90F, Quest	2017	YTZ5S-BS, YTX4L-BS	CT 1204
BRP	DS70	2017	YTZ5S-BS, YTX4L-BS	CT 1204
BRP	Outlander, Renegade	2016	GYZ20HL, YTX20HL-BS, YTX20L-BS	CT 12201, EPS 12201
BRP	Traxter DPS, Base, STD	2016	GYZ20HL, YTX20HL-BS, YTX20L-BS	CT 12201, EPS 12201
BRP	Defender XT, MAX	2016	GYZ32HL, YIX30L-BS, YB30L-B	CT 1230, EPS 1230
BRP	Defender XT, CAB, MOS	2016	GYZ32HL, YIX30L-BS, YB30L-B	CT 1230, EPS 1230
BRP	Defender XT, MAX, XMR, CAB	2016	GYZ32HL, YIX30L-BS, YB30L-B	CT 1230, EPS 1230
BRP	Defender XT	2016	GYZ32HL, YIX30L-BS, YB30L-B	CT 1230, EPS 1230
BRP	DS250	2016	YTX12-BS	CT 1212
BRP	DS70	2016	YTZ5S-BS, YTX4L-BS	CT 1204
BRP	DS90, DS90F, Quest	2016	YTZ5S-BS, YTX4L-BS	CT 1204
BRP	DS450	2015	YT7B-BS	CT 1208
BRP	DS250	2015	YTX12-BS	CT 1212
BRP	DS70	2015	YTZ5S-BS, YTX4L-BS	CT 1204
BRP	DS90, DS90F, Quest	2015	YTZ5S-BS, YTX4L-BS	CT 1204
BRP	DS450	2014	YT7B-BS	CT 1208
BRP	DS250	2014	YTX12-BS	CT 1212
BRP	DS90, DS90F, Quest	2014	YTZ5S-BS, YTX4L-BS	CT 1204
BRP	DS70	2014	YTZ5S-BS, YTX4L-BS	CT 1204
BRP	DS450	2013	YT7B-BS	CT 1208
BRP	DS250	2013	YTX12-BS	CT 1212
BRP	DS70	2013	YTZ5S-BS, YTX4L-BS	CT 1204
BRP	DS90, DS90F, Quest	2013	YTZ5S-BS, YTX4L-BS	CT 1204
BRP	Outlander	2012	GYZ20HL, YTX20HL-BS, YTX20L-BS	CT 12201, EPS 12201
BRP	DS450	2012	YT7B-BS	CT 1208
BRP	DS250	2012	YTX12-BS	CT 1212
BRP	DS70	2012	YTZ5S-BS, YTX4L-BS	CT 1204
BRP	DS90, DS90F, Quest	2012	YTZ5S-BS, YTX4L-BS	CT 1204
BRP	Outlander	2011	GYZ20HL, YTX20HL-BS, YTX20L-BS	CT 12201, EPS 12201
BRP	DS450	2011	YT7B-BS	CT 1208
BRP	DS250	2011	YTX12-BS	CT 1212
BRP	DS70	2011	YTZ5S-BS, YTX4L-BS	CT 1204
BRP	DS90, DS90F, Quest	2011	YTZ5S-BS, YTX4L-BS	CT 1204
BRP	Outlander	2010	GYZ20HL, YTX20HL-BS, YTX20L-BS	CT 12201, EPS 12201
BRP	DS450	2010	YT7B-BS	CT 1208
BRP	DS250	2010	YTX12-BS	CT 1212
BRP	DS70	2010	YTZ5S-BS, YTX4L-BS	CT 1204
BRP	DS90, DS90F, Quest	2010	YTZ5S-BS, YTX4L-BS	CT 1204
BRP	Outlander	2009	GYZ20HL, YTX20HL-BS, YTX20L-BS	CT 12201, EPS 12201
BRP	DS450	2009	YT7B-BS	CT 1208
BRP	DS250	2009	YTX12-BS	CT 1212
BRP	DS90, DS90F, Quest	2009	YTZ5S-BS, YTX4L-BS	CT 1204
BRP	DS70	2009	YTZ5S-BS, YTX4L-BS	CT 1204

МАРКА	МОДЕЛЬ КВАДРОЦИКЛА	ДАТА ВЫПУСКА	СООТВЕТСТВИЕ JIS-КОДУ	МОДЕЛЬ DELTA
BRP	Outlander	2008	GYZ20HL, YTX20HL-BS, YTX20L-BS	CT 12201, EPS 12201
BRP	DS450	2008	YT7B-BS	CT 1208
BRP	DS250	2008	YTX12-BS	CT 1212
BRP	DS70	2008	YTZ5S-BS, YTX4L-BS	CT 1204
BRP	DS90, DS90F, Quest	2008	YTZ5S-BS, YTX4L-BS	CT 1204
BRP	Outlander	2007	GYZ20HL, YTX20HL-BS, YTX20L-BS	CT 12201, EPS 12201
BRP	DS250	2007	YTX12-BS	CT 1212
BRP	DS90, DS90F, Quest	2007	YTZ5S-BS, YTX4L-BS	CT 1204
BRP	Outlander 660 EFI	2006	GYZ20HL, YTX20HL-BS, YTX20L-BS	CT 12201, EPS 12201
BRP	Outlander	2006	GYZ20HL, YTX20HL-BS, YTX20L-BS	CT 12201, EPS 12201
BRP	DS250	2006	YTX12-BS	CT 1212
BRP	DS90, DS90F, Quest	2006	YTZ5S-BS, YTX4L-BS	CT 1204
BRP	DS50, Quest	2006	YTZ5S-BS, YTX4L-BS	CT 1204
BRP	Traxter (All Models), Quest (Opt)	2005	YTX24HL-BS, Y50-N18L-A-CX	CT 1220, EPS 1220
BRP	Quest (Opt)	2005	YTX24HL-BS, Y50-N18L-A-CX	CT 1220, EPS 1220
BRP	Outlander 330	2005	YTX5L-BS	CT 1205
BRP	DS90, DS90F, Quest	2005	YTZ5S-BS, YTX4L-BS	CT 1204
BRP	DS50, Quest	2005	YTZ5S-BS, YTX4L-BS	CT 1204
BRP	Quest (Opt)	2004	YTX24HL-BS, Y50-N18L-A-CX	CT 1220, EPS 1220
BRP	Traxter (All Models), Quest (Opt)	2004	YTX24HL-BS, Y50-N18L-A-CX	CT 1220, EPS 1220
BRP	Outlander 330	2004	YTX5L-BS	CT 1205
BRP	DS50, Quest	2004	YTZ5S-BS, YTX4L-BS	CT 1204
BRP	DS90, DS90F, Quest	2004	YTZ5S-BS, YTX4L-BS	CT 1204
BRP	Quest (Opt)	2003	YTX24HL-BS, Y50-N18L-A-CX	CT 1220, EPS 1220
BRP	Traxter (All Models), Quest (Opt)	2003	YTX24HL-BS, Y50-N18L-A-CX	CT 1220, EPS 1220
BRP	DS90, DS90F, Quest	2003	YTZ5S-BS, YTX4L-BS	CT 1204
BRP	DS50, Quest	2003	YTZ5S-BS, YTX4L-BS	CT 1204
BRP	Quest (Opt)	2002	YTX24HL-BS, Y50-N18L-A-CX	CT 1220, EPS 1220
BRP	Traxter (All Models), Quest (Opt)	2002	YTX24HL-BS, Y50-N18L-A-CX	CT 1220, EPS 1220
BRP	DS90, DS90F, Quest	2002	YTZ5S-BS, YTX4L-BS	CT 1204
BRP	DS50, Quest	2002	YTZ5S-BS, YTX4L-BS	CT 1204
<b>CANNONDALE</b>				
CANNONDALE	All Models	2001 - 2003	YTX9-BS	CT 1209
<b>CF MOTO</b>				
CF Moto	Cforce 500	2014	GYZ20HL, YTX20HL-BS, YTX20L-BS	CT 12201, EPS 12201
CF Moto	Cforce 500	2013	GYZ20HL, YTX20HL-BS, YTX20L-BS	CT 12201, EPS 12201
CF Moto	Cforce 500	2012	GYZ20HL, YTX20HL-BS, YTX20L-BS	CT 12201, EPS 12201
CF Moto	Cforce 500	2011	GYZ20HL, YTX20HL-BS, YTX20L-BS	CT 12201, EPS 12201
CF Moto	Cforce 500	2010	GYZ20HL, YTX20HL-BS, YTX20L-BS	CT 12201, EPS 12201
CF Moto	Cforce 500	2009	GYZ20HL, YTX20HL-BS, YTX20L-BS	CT 12201, EPS 12201
CF Moto	Cforce 500	2008	GYZ20HL, YTX20HL-BS, YTX20L-BS	CT 12201, EPS 12201
CF Moto	Cforce 500	2007	GYZ20HL, YTX20HL-BS, YTX20L-BS	CT 12201, EPS 12201
<b>E-TON</b>				
E-Ton	Vector250	2013	YTX12-BS	CT 1212
E-Ton	Viper150R	2013	YTX9-BS	CT 1209
E-Ton	CXL150 Yukon II	2013	YTX9-BS	CT 1209
E-Ton	All Models	2013	YTZ7S, YTX5L-BS	CT 1205, CT 1207.2
E-Ton	Viper 70	2013	YTZ7S, YTX5L-BS	CT 1205, CT 1207.2
E-Ton	CXL150 Yukon II	2012	YTX9-BS	CT 1209
E-Ton	All Models	2012	YTZ7S, YTX5L-BS	CT 1205, CT 1207.2
E-Ton	CXL150 Yukon II	2011	YTX9-BS	CT 1209
E-Ton	All Models	2011	YTZ7S, YTX5L-BS	CT 1205, CT 1207.2
E-Ton	CXL150 Yukon II	2010	YTX9-BS	CT 1209
E-Ton	All Models	2010	YTZ7S, YTX5L-BS	CT 1205, CT 1207.2
E-Ton	CXL150 Yukon II	2009	YTX9-BS	CT 1209
E-Ton	All Models	2009	YTZ7S, YTX5L-BS	CT 1205, CT 1207.2

# #ДЕЛЬТА ЗАВОДИТ



МАРКА	МОДЕЛЬ КВАДРОЦИКЛА	ДАТА ВЫПУСКА	СООТВЕТСТВИЕ JIS-КОДУ	МОДЕЛЬ DELTA
E-Ton	CXL150 Yukon II	2008	YTX9-BS	CT 1209
E-Ton	All Models	2008	YTZ7S, YTX5L-BS	CT 1205, CT 1207.2
E-Ton	CXL150 Yukon II	2007	YTX9-BS	CT 1209
E-Ton	All Models	2007	YTZ7S, YTX5L-BS	CT 1205, CT 1207.2
E-Ton	CXL150 Yukon II	2006	YTX9-BS	CT 1209
E-Ton	All Models	2006	YTZ7S, YTX5L-BS	CT 1205, CT 1207.2
E-Ton	CXL150 Yukon II	2005	YTX9-BS	CT 1209
E-Ton	All Models	2005	YTZ7S, YTX5L-BS	CT 1205, CT 1207.2
E-Ton	CXL150 Yukon II	2004	YTX9-BS	CT 1209
E-Ton	All Models	2004	YTZ7S, YTX5L-BS	CT 1205, CT 1207.2
E-Ton	CXL150 Yukon II	2003	YTX9-BS	CT 1209
E-Ton	YXL150 Yukon	2003	YTX9-BS	CT 1209
E-Ton	AXL, TXL, NXL, RXL	2003	YTZ5S-BS, YTX4L-BS	CT 1204
E-Ton	DXL90 Sierra	2003	YTZ5S-BS, YTX4L-BS	CT 1204
E-Ton	YXL150 Yukon	2002	YTX9-BS	CT 1209
E-Ton	CXL150 Yukon II	2002	YTX9-BS	CT 1209
E-Ton	AXL, TXL, NXL, RXL	2002	YTZ5S-BS, YTX4L-BS	CT 1204
E-Ton	DXL90 Sierra	2002	YTZ5S-BS, YTX4L-BS	CT 1204
E-Ton	CXL150 Yukon II	2001	YTX9-BS	CT 1209
E-Ton	YXL150 Yukon	2001	YTX9-BS	CT 1209
E-Ton	AXL, TXL, NXL, RXL	2001	YTZ5S-BS, YTX4L-BS	CT 1204
E-Ton	DXL90 Sierra	2001	YTZ5S-BS, YTX4L-BS	CT 1204
E-Ton	CXL150 Yukon II	2000	YTX9-BS	CT 1209
E-Ton	YXL150 Yukon	2000	YTX9-BS	CT 1209
E-Ton	DXL90 Sierra	2000	YTZ5S-BS, YTX4L-BS	CT 1204
E-Ton	AXL, TXL, NXL, RXL	2000	YTZ5S-BS, YTX4L-BS	CT 1204
E-Ton	DXL90 Sierra	1999	YTZ5S-BS, YTX4L-BS	CT 1204
E-Ton	AXL, TXL, NXL, RXL	1999	YTZ5S-BS, YTX4L-BS	CT 1204
<b>HONDA</b>				
Honda	TRX420 Fourtrax Rancher 2x4	2020	GYZ16H, YTX14H-BS, YTX14-BS	CT 1214, EPS 1214
Honda	Pioneer 500	2020	GYZ16H, YTX14H-BS, YTX14-BS	CT 1214, EPS 1214
Honda	TRX420 FE, FM, TE, TM	2020	GYZ16H, YTX14H-BS, YTX14-BS	CT 1214, EPS 1214
Honda	Pioneer 700	2020	GYZ16H, YTX14H-BS, YTX14-BS	CT 1214, EPS 1214
Honda	TRX680FA Four Trax Rincon	2020	GYZ20HL, YTX20HL-BS, YTX20L-BS	CT 12201, EPS 12201
Honda	TRX250 TE, TM, FourTrax Recon	2020	YTX12-BS	CT 1212
Honda	TRX250X, EX,	2020	YTX9-BS	CT 1209
Honda	TRX90X, EX	2020	YTZ7S, YTX5L-BS	CT 1205, CT 1207.2
Honda	TRX420 Fourtrax Rancher 2x4	2019	GYZ16H, YTX14H-BS, YTX14-BS	CT 1214, EPS 1214
Honda	Pioneer 500	2019	GYZ16H, YTX14H-BS, YTX14-BS	CT 1214, EPS 1214
Honda	Pioneer 700	2019	GYZ16H, YTX14H-BS, YTX14-BS	CT 1214, EPS 1214
Honda	TRX680FA Four Trax Rincon	2019	GYZ20HL, YTX20HL-BS, YTX20L-BS	CT 12201, EPS 12201
Honda	TRX250 TE, TM, FourTrax Recon	2019	YTX12-BS	CT 1212
Honda	TRX250X, EX,	2019	YTX9-BS	CT 1209
Honda	TRX90X, EX	2019	YTZ7S, YTX5L-BS	CT 1205, CT 1207.2
Honda	Pioneer 500	2018	GYZ16H, YTX14H-BS, YTX14-BS	CT 1214, EPS 1214
Honda	Pioneer 700	2018	GYZ16H, YTX14H-BS, YTX14-BS	CT 1214, EPS 1214
Honda	Pioneer 1000	2018	GYZ16H, YTX14H-BS, YTX14-BS	CT 1214, EPS 1214
Honda	TRX680FA Four Trax Rincon	2018	GYZ20HL, YTX20HL-BS, YTX20L-BS	CT 12201, EPS 12201
Honda	TRX250 TE, TM, FourTrax Recon	2018	YTX12-BS	CT 1212
Honda	TRX250X, EX,	2018	YTX9-BS	CT 1209
Honda	TRX90X, EX	2018	YTZ7S, YTX5L-BS	CT 1205, CT 1207.2
Honda	Pioneer 1000	2017	GYZ16H, YTX14H-BS, YTX14-BS	CT 1214, EPS 1214
Honda	Pioneer 500	2017	GYZ16H, YTX14H-BS, YTX14-BS	CT 1214, EPS 1214
Honda	Pioneer 700	2017	GYZ16H, YTX14H-BS, YTX14-BS	CT 1214, EPS 1214
Honda	TRX680FA Four Trax Rincon	2017	GYZ20HL, YTX20HL-BS, YTX20L-BS	CT 12201, EPS 12201
Honda	TRX250 TE, TM, FourTrax Recon	2017	YTX12-BS	CT 1212
Honda	TRX250X, EX,	2017	YTX9-BS	CT 1209

МАРКА	МОДЕЛЬ КВАДРОЦИКЛА	ДАТА ВЫПУСКА	СООТВЕТСТВИЕ JIS-КОДУ	МОДЕЛЬ DELTA
Honda	TRX90X, EX	2017	YTZ7S, YTX5L-BS	CT 1205, CT 1207.2
Honda	Pioneer 500	2016	GYZ16H, YTX14H-BS, YTX14-BS	CT 1214, EPS 1214
Honda	Pioneer 1000	2016	GYZ16H, YTX14H-BS, YTX14-BS	CT 1214, EPS 1214
Honda	Pioneer 700	2016	GYZ16H, YTX14H-BS, YTX14-BS	CT 1214, EPS 1214
Honda	TRX680FA Four Trax Rincon	2016	GYZ20HL, YTX20HL-BS, YTX20L-BS	CT 12201, EPS 12201
Honda	TRX250 TE, TM, FourTrax Recon	2016	YTX12-BS	CT 1212
Honda	TRX250X, EX,	2016	YTX9-BS	CT 1209
Honda	TRX90X, EX	2016	YTZ7S, YTX5L-BS	CT 1205, CT 1207.2
Honda	Pioneer 700	2015	GYZ16H, YTX14H-BS, YTX14-BS	CT 1214, EPS 1214
Honda	Pioneer 500	2015	GYZ16H, YTX14H-BS, YTX14-BS	CT 1214, EPS 1214
Honda	TRX680FA Four Trax Rincon	2015	GYZ20HL, YTX20HL-BS, YTX20L-BS	CT 12201, EPS 12201
Honda	TRX250 TE, TM, FourTrax Recon	2015	YTX12-BS	CT 1212
Honda	TRX250X, EX,	2015	YTX9-BS	CT 1209
Honda	TRX90X, EX	2015	YTZ7S, YTX5L-BS	CT 1205, CT 1207.2
Honda	TRX500FA Fourtrax Rubicon	2014	GYZ16H, YTX14H-BS, YTX14-BS	CT 1214, EPS 1214
Honda	TRX680FA Four Trax Rincon	2014	GYZ20HL, YTX20HL-BS, YTX20L-BS	CT 12201, EPS 12201
Honda	TRX250 TE, TM, FourTrax Recon	2014	YTX12-BS	CT 1212
Honda	TRX250X, EX,	2014	YTX9-BS	CT 1209
Honda	TRX90X, EX	2014	YTZ7S, YTX5L-BS	CT 1205, CT 1207.2
Honda	TRX500FA Fourtrax Rubicon	2013	GYZ16H, YTX14H-BS, YTX14-BS	CT 1214, EPS 1214
Honda	TRX420 FA	2013	GYZ16H, YTX14H-BS, YTX14-BS	CT 1214, EPS 1214
Honda	MUV700 Big Red	2013	GYZ16H, YTX14H-BS, YTX14-BS	CT 1214, EPS 1214
Honda	TRX420 Fourtrax Rancher 4x4	2013	GYZ16H, YTX14H-BS, YTX14-BS	CT 1214, EPS 1214
Honda	TRX680FA Four Trax Rincon	2013	GYZ20HL, YTX20HL-BS, YTX20L-BS	CT 12201, EPS 12201
Honda	TRX250 TE, TM, FourTrax Recon	2013	YTX12-BS	CT 1212
Honda	TRX400X, EX, Fourtrax, Sportrax	2013	YTX9-BS	CT 1209
Honda	TRX250X, EX,	2013	YTX9-BS	CT 1209
Honda	TRX700XX	2013	YTX9-BS	CT 1209
Honda	TRX90X, EX	2013	YTZ7S, YTX5L-BS	CT 1205, CT 1207.2
Honda	TRX450ER, TRX450R	2013	YTZ7S, YTX5L-BS	CT 1205, CT 1207.2
Honda	TRX500FA Fourtrax Rubicon	2012	GYZ16H, YTX14H-BS, YTX14-BS	CT 1214, EPS 1214
Honda	MUV700 Big Red	2012	GYZ16H, YTX14H-BS, YTX14-BS	CT 1214, EPS 1214
Honda	TRX680FA Four Trax Rincon	2012	GYZ20HL, YTX20HL-BS, YTX20L-BS	CT 12201, EPS 12201
Honda	TRX250 TE, TM, FourTrax Recon	2012	YTX12-BS	CT 1212
Honda	TRX700XX	2012	YTX9-BS	CT 1209
Honda	TRX300X, EX	2012	YTX9-BS	CT 1209
Honda	TRX250X, EX,	2012	YTX9-BS	CT 1209
Honda	TRX400X, EX, Fourtrax, Sportrax	2012	YTX9-BS	CT 1209
Honda	TRX90X, EX	2012	YTZ7S, YTX5L-BS	CT 1205, CT 1207.2
Honda	TRX450ER, TRX450R	2012	YTZ7S, YTX5L-BS	CT 1205, CT 1207.2
Honda	TRX500FA Fourtrax Rubicon	2011	GYZ16H, YTX14H-BS, YTX14-BS	CT 1214, EPS 1214
Honda	TRX500FE, FM, TM Trax Foreman	2011	GYZ16H, YTX14H-BS, YTX14-BS	CT 1214, EPS 1214
Honda	MUV700 Big Red	2011	GYZ16H, YTX14H-BS, YTX14-BS	CT 1214, EPS 1214
Honda	TRX680FA Four Trax Rincon	2011	GYZ20HL, YTX20HL-BS, YTX20L-BS	CT 12201, EPS 12201
Honda	TRX250 TE, TM, FourTrax Recon	2011	YTX12-BS	CT 1212
Honda	TRX250X, EX,	2011	YTX9-BS	CT 1209
Honda	TRX300X, EX	2011	YTX9-BS	CT 1209
Honda	TRX700XX	2011	YTX9-BS	CT 1209
Honda	TRX400X, EX, Fourtrax, Sportrax	2011	YTX9-BS	CT 1209
Honda	TRX450ER, TRX450R	2011	YTZ7S, YTX5L-BS	CT 1205, CT 1207.2
Honda	TRX90X, EX	2011	YTZ7S, YTX5L-BS	CT 1205, CT 1207.2
Honda	MUV700 Big Red	2010	GYZ16H, YTX14H-BS, YTX14-BS	CT 1214, EPS 1214
Honda	TRX500FA Fourtrax Rubicon	2010	GYZ16H, YTX14H-BS, YTX14-BS	CT 1214, EPS 1214
Honda	TRX500FE, FM, TM Trax Foreman	2010	GYZ16H, YTX14H-BS, YTX14-BS	CT 1214, EPS 1214
Honda	TRX680FA Four Trax Rincon	2010	GYZ20HL, YTX20HL-BS, YTX20L-BS	CT 12201, EPS 12201
Honda	TRX250 TE, TM, FourTrax Recon	2010	YTX12-BS	CT 1212
Honda	TRX300X, EX	2010	YTX9-BS	CT 1209

# #ДЕЛЬТА ЗАВОДИТ



МАРКА	МОДЕЛЬ КВАДРОЦИКЛА	ДАТА ВЫПУСКА	СООТВЕТСТВИЕ JIS-КОДУ	МОДЕЛЬ DELTA
Honda	TRX700XX	2010	YTX9-BS	CT 1209
Honda	TRX400X, EX, Fourtrax, Sportrax	2010	YTX9-BS	CT 1209
Honda	TRX250X, EX,	2010	YTX9-BS	CT 1209
Honda	TRX90X, EX	2010	YTZ7S, YTX5L-BS	CT 1205, CT 1207.2
Honda	TRX450ER, TRX450R	2010	YTZ7S, YTX5L-BS	CT 1205, CT 1207.2
Honda	TRX500FA Fourtrax Rubicon	2009	GYZ16H, YTX14H-BS, YTX14-BS	CT 1214, EPS 1214
Honda	TRX500FE, FM, TM Trax Foreman	2009	GYZ16H, YTX14H-BS, YTX14-BS	CT 1214, EPS 1214
Honda	FourTrax Foreman ES, 4x4	2009	GYZ16H, YTX14H-BS, YTX14-BS	CT 1214, EPS 1214
Honda	MUV700 Big Red	2009	GYZ16H, YTX14H-BS, YTX14-BS	CT 1214, EPS 1214
Honda	TRX680FA Four Trax Rincon	2009	GYZ20HL, YTX20HL-BS, YTX20L-BS	CT 12201, EPS 12201
Honda	TRX250 TE, TM, FourTrax Recon	2009	YTX12-BS	CT 1212
Honda	TRX400X, EX, Fourtrax, Sportrax	2009	YTX9-BS	CT 1209
Honda	TRX300X, EX	2009	YTX9-BS	CT 1209
Honda	TRX250X, EX,	2009	YTX9-BS	CT 1209
Honda	TRX700XX	2009	YTX9-BS	CT 1209
Honda	TRX90X, EX	2009	YTZ7S, YTX5L-BS	CT 1205, CT 1207.2
Honda	TRX450ER, TRX450R	2009	YTZ7S, YTX5L-BS	CT 1205, CT 1207.2
Honda	FourTrax Foreman ES, 4x4	2008	GYZ16H, YTX14H-BS, YTX14-BS	CT 1214, EPS 1214
Honda	TRX500FE, FM, TM Trax Foreman	2008	GYZ16H, YTX14H-BS, YTX14-BS	CT 1214, EPS 1214
Honda	MUV700 Big Red	2008	GYZ16H, YTX14H-BS, YTX14-BS	CT 1214, EPS 1214
Honda	TRX500FA Fourtrax Rubicon	2008	GYZ16H, YTX14H-BS, YTX14-BS	CT 1214, EPS 1214
Honda	TRX680FA Four Trax Rincon	2008	GYZ20HL, YTX20HL-BS, YTX20L-BS	CT 12201, EPS 12201
Honda	TRX250 TE, TM, FourTrax Recon	2008	YTX12-BS	CT 1212
Honda	TRX700XX	2008	YTX9-BS	CT 1209
Honda	TRX300X, EX	2008	YTX9-BS	CT 1209
Honda	TRX400X, EX, Fourtrax, Sportrax	2008	YTX9-BS	CT 1209
Honda	TRX250X, EX,	2008	YTX9-BS	CT 1209
Honda	TRX450ER, TRX450R	2008	YTZ7S, YTX5L-BS	CT 1205, CT 1207.2
Honda	TRX90X, EX	2008	YTZ7S, YTX5L-BS	CT 1205, CT 1207.2
Honda	FourTrax Foreman ES, 4x4	2007	GYZ16H, YTX14H-BS, YTX14-BS	CT 1214, EPS 1214
Honda	TRX500FA Fourtrax Rubicon	2007	GYZ16H, YTX14H-BS, YTX14-BS	CT 1214, EPS 1214
Honda	TRX500FE, FM, TM Trax Foreman	2007	GYZ16H, YTX14H-BS, YTX14-BS	CT 1214, EPS 1214
Honda	TRX680FA Four Trax Rincon	2007	GYZ20HL, YTX20HL-BS, YTX20L-BS	CT 12201, EPS 12201
Honda	TRX250 TE, TM, FourTrax Recon	2007	YTX12-BS	CT 1212
Honda	TRX250X, EX,	2007	YTX9-BS	CT 1209
Honda	TRX400X, EX, Fourtrax, Sportrax	2007	YTX9-BS	CT 1209
Honda	TRX300X, EX	2007	YTX9-BS	CT 1209
Honda	TRX450ER, TRX450R	2007	YTZ7S, YTX5L-BS	CT 1205, CT 1207.2
Honda	TRX90X, EX	2007	YTZ7S, YTX5L-BS	CT 1205, CT 1207.2
Honda	TRX500FA Fourtrax Rubicon	2006	GYZ16H, YTX14H-BS, YTX14-BS	CT 1214, EPS 1214
Honda	TRX350 Rancher	2006	GYZ16H, YTX14H-BS, YTX14-BS	CT 1214, EPS 1214
Honda	TRX500FE, FM, TM Trax Foreman	2006	GYZ16H, YTX14H-BS, YTX14-BS	CT 1214, EPS 1214
Honda	FourTrax Foreman ES, 4x4	2006	GYZ16H, YTX14H-BS, YTX14-BS	CT 1214, EPS 1214
Honda	TRX400 Rancher AT	2006	GYZ16H, YTX14H-BS, YTX14-BS	CT 1214, EPS 1214
Honda	TRX680FA Four Trax Rincon	2006	GYZ20HL, YTX20HL-BS, YTX20L-BS	CT 12201, EPS 12201
Honda	TRX250 TE, TM, FourTrax Recon	2006	YTX12-BS	CT 1212
Honda	TRX300X, EX	2006	YTX9-BS	CT 1209
Honda	TRX250X, EX,	2006	YTX9-BS	CT 1209
Honda	TRX400X, EX, Fourtrax, Sportrax	2006	YTX9-BS	CT 1209
Honda	TRX90X, EX	2006	YTZ7S, YTX5L-BS	CT 1205, CT 1207.2
Honda	TRX450ER, TRX450R	2006	YTZ7S, YTX5L-BS	CT 1205, CT 1207.2
Honda	TRX350 Rancher	2005	GYZ16H, YTX14H-BS, YTX14-BS	CT 1214, EPS 1214
Honda	TRX500FE, FM, TM Trax Foreman	2005	GYZ16H, YTX14H-BS, YTX14-BS	CT 1214, EPS 1214
Honda	FourTrax Foreman ES, 4x4	2005	GYZ16H, YTX14H-BS, YTX14-BS	CT 1214, EPS 1214
Honda	TRX650 FourTrax Rincon (Std.)	2005	GYZ16H, YTX14H-BS, YTX14-BS	CT 1214, EPS 1214
Honda	TRX400 Rancher AT	2005	GYZ16H, YTX14H-BS, YTX14-BS	CT 1214, EPS 1214
Honda	TRX500FA Fourtrax Rubicon	2005	GYZ16H, YTX14H-BS, YTX14-BS	CT 1214, EPS 1214

МАРКА	МОДЕЛЬ КВАДРОЦИКЛА	ДАТА ВЫПУСКА	СООТВЕТСТВИЕ JIS-КОДУ	МОДЕЛЬ DELTA
Honda	TRX250 TE, TM, FourTrax Recon	2005	YTX12-BS	CT 1212
Honda	TRX400X, EX, Fourtrax, Sportrax	2005	YTX9-BS	CT 1209
Honda	TRX300X, EX	2005	YTX9-BS	CT 1209
Honda	TRX250X, EX,	2005	YTX9-BS	CT 1209
Honda	TRX350 Rancher	2004	GYZ16H, YTX14H-BS, YTX14-BS	CT 1214, EPS 1214
Honda	TRX500FA Fourtrax Rubicon	2004	GYZ16H, YTX14H-BS, YTX14-BS	CT 1214, EPS 1214
Honda	TRX650 FourTrax Rincon (Std.)	2004	GYZ16H, YTX14H-BS, YTX14-BS	CT 1214, EPS 1214
Honda	TRX400 Rancher AT	2004	GYZ16H, YTX14H-BS, YTX14-BS	CT 1214, EPS 1214
Honda	TRX450 Fourtrax Foreman S, ES	2004	GYZ16H, YTX14H-BS, YTX14-BS	CT 1214, EPS 1214
Honda	(Optional* cold starting)	2004	GYZ20HL, YTX20HL-BS, YTX20L-BS	CT 12201, EPS 12201
Honda	TRX250 TE, TM, FourTrax Recon	2004	YTX12-BS	CT 1212
Honda	TRX250X, EX,	2004	YTX9-BS	CT 1209
Honda	TRX300X, EX	2004	YTX9-BS	CT 1209
Honda	TRX400X, EX, Fourtrax, Sportrax	2004	YTX9-BS	CT 1209
Honda	TRX450 Fourtrax Foreman S, ES	2003	GYZ16H, YTX14H-BS, YTX14-BS	CT 1214, EPS 1214
Honda	TRX350 Rancher	2003	GYZ16H, YTX14H-BS, YTX14-BS	CT 1214, EPS 1214
Honda	TRX500FA Fourtrax Rubicon	2003	GYZ16H, YTX14H-BS, YTX14-BS	CT 1214, EPS 1214
Honda	TRX400FW Foreman	2003	GYZ16H, YTX14H-BS, YTX14-BS	CT 1214, EPS 1214
Honda	TRX650 FourTrax Rincon (Std.)	2003	GYZ16H, YTX14H-BS, YTX14-BS	CT 1214, EPS 1214
Honda	(Optional* cold starting)	2003	GYZ20HL, YTX20HL-BS, YTX20L-BS	CT 12201, EPS 12201
Honda	TRX250 Recon, ES	2003	YTX12-BS	CT 1212
Honda	TRX250 TE, TM, FourTrax Recon	2003	YTX12-BS	CT 1212
Honda	TRX400X, EX, Fourtrax, Sportrax	2003	YTX9-BS	CT 1209
Honda	TRX300X, EX	2003	YTX9-BS	CT 1209
Honda	TRX250X, EX,	2003	YTX9-BS	CT 1209
Honda	TRX400FW Foreman	2002	GYZ16H, YTX14H-BS, YTX14-BS	CT 1214, EPS 1214
Honda	TRX500FA Fourtrax Rubicon	2002	GYZ16H, YTX14H-BS, YTX14-BS	CT 1214, EPS 1214
Honda	TRX350 Rancher	2002	GYZ16H, YTX14H-BS, YTX14-BS	CT 1214, EPS 1214
Honda	TRX450 Fourtrax Foreman S, ES	2002	GYZ16H, YTX14H-BS, YTX14-BS	CT 1214, EPS 1214
Honda	TRX250 Recon, ES	2002	YTX12-BS	CT 1212
Honda	TRX250 TE, TM, FourTrax Recon	2002	YTX12-BS	CT 1212
Honda	TRX300X, EX	2002	YTX9-BS	CT 1209
Honda	TRX250X, EX,	2002	YTX9-BS	CT 1209
Honda	TRX400X, EX, Fourtrax, Sportrax	2002	YTX9-BS	CT 1209
Honda	TRX350 Rancher	2001	GYZ16H, YTX14H-BS, YTX14-BS	CT 1214, EPS 1214
Honda	TRX500FA Fourtrax Rubicon	2001	GYZ16H, YTX14H-BS, YTX14-BS	CT 1214, EPS 1214
Honda	TRX400FW Foreman	2001	GYZ16H, YTX14H-BS, YTX14-BS	CT 1214, EPS 1214
Honda	TRX450 Fourtrax Foreman S, ES	2001	GYZ16H, YTX14H-BS, YTX14-BS	CT 1214, EPS 1214
Honda	TRX250 Recon, ES	2001	YTX12-BS	CT 1212
Honda	TRX250 TE, TM, FourTrax Recon	2001	YTX12-BS	CT 1212
Honda	TRX400X, EX, Fourtrax, Sportrax	2001	YTX9-BS	CT 1209
Honda	TRX300X, EX	2001	YTX9-BS	CT 1209
Honda	TRX250X, EX,	2001	YTX9-BS	CT 1209
Honda	TRX300FW Fourtrax 4x4	2000	GYZ16H, YTX14H-BS, YTX14-BS	CT 1214, EPS 1214
Honda	TRX300 Fourtrax	2000	GYZ16H, YTX14H-BS, YTX14-BS	CT 1214, EPS 1214
Honda	TRX450 Fourtrax Foreman S, ES	2000	GYZ16H, YTX14H-BS, YTX14-BS	CT 1214, EPS 1214
Honda	TRX400FW Foreman	2000	GYZ16H, YTX14H-BS, YTX14-BS	CT 1214, EPS 1214
Honda	TRX350 Rancher	2000	GYZ16H, YTX14H-BS, YTX14-BS	CT 1214, EPS 1214
Honda	TRX250 TE, TM, FourTrax Recon	2000	YTX12-BS	CT 1212
Honda	TRX250 Recon, ES	2000	YTX12-BS	CT 1212
Honda	TRX400X, EX, Fourtrax, Sportrax	2000	YTX9-BS	CT 1209
Honda	TRX300X, EX	2000	YTX9-BS	CT 1209
Honda	TRX300FW Fourtrax 4x4	1999	GYZ16H, YTX14H-BS, YTX14-BS	CT 1214, EPS 1214
Honda	TRX300 Fourtrax	1999	GYZ16H, YTX14H-BS, YTX14-BS	CT 1214, EPS 1214
Honda	TRX450 Fourtrax Foreman S, ES	1999	GYZ16H, YTX14H-BS, YTX14-BS	CT 1214, EPS 1214
Honda	TRX400FW Foreman	1999	GYZ16H, YTX14H-BS, YTX14-BS	CT 1214, EPS 1214
Honda	TRX250 TE, TM, FourTrax Recon	1999	YTX12-BS	CT 1212

# #ДЕЛЬТА ЗАВОДИТ



МАРКА	МОДЕЛЬ КВАДРОЦИКЛА	ДАТА ВЫПУСКА	СООТВЕТСТВИЕ JIS-КОДУ	МОДЕЛЬ DELTA
Honda	TRX250 Recon, ES	1999	YTX12-BS	CT 1212
Honda	TRX400X, EX, Fourtrax, Sportrax	1999	YTX9-BS	CT 1209
Honda	TRX300X, EX	1999	YTX9-BS	CT 1209
Honda	TRX400FW Foreman	1998	GYZ16H, YTX14H-BS, YTX14-BS	CT 1214, EPS 1214
Honda	TRX300 Fourtrax	1998	GYZ16H, YTX14H-BS, YTX14-BS	CT 1214, EPS 1214
Honda	TRX450 Fourtrax Foreman S, ES	1998	GYZ16H, YTX14H-BS, YTX14-BS	CT 1214, EPS 1214
Honda	TRX300FW Fourtrax 4x4	1998	GYZ16H, YTX14H-BS, YTX14-BS	CT 1214, EPS 1214
Honda	TRX250 TE, TM, FourTrax Recon	1998	YTX12-BS	CT 1212
Honda	TRX250 Recon, ES	1998	YTX12-BS	CT 1212
Honda	TRX300X, EX	1998	YTX9-BS	CT 1209
Honda	TRX300 Fourtrax	1997	GYZ16H, YTX14H-BS, YTX14-BS	CT 1214, EPS 1214
Honda	TRX400FW Foreman	1997	GYZ16H, YTX14H-BS, YTX14-BS	CT 1214, EPS 1214
Honda	TRX300FW Fourtrax 4x4	1997	GYZ16H, YTX14H-BS, YTX14-BS	CT 1214, EPS 1214
Honda	TRX200 Fourtrax	1997	YTX12-BS	CT 1212
Honda	TRX250 TE, TM, FourTrax Recon	1997	YTX12-BS	CT 1212
Honda	TRX250 Recon, ES	1997	YTX12-BS	CT 1212
Honda	TRX300X, EX	1997	YTX9-BS	CT 1209
Honda	TRX400FW Foreman	1996	GYZ16H, YTX14H-BS, YTX14-BS	CT 1214, EPS 1214
Honda	TRX300 Fourtrax	1996	GYZ16H, YTX14H-BS, YTX14-BS	CT 1214, EPS 1214
Honda	TRX300FW Fourtrax 4x4	1996	GYZ16H, YTX14H-BS, YTX14-BS	CT 1214, EPS 1214
Honda	TRX200 Fourtrax	1996	YTX12-BS	CT 1212
Honda	TRX300X, EX	1996	YTX9-BS	CT 1209
Honda	TRX300FW Fourtrax 4x4	1995	GYZ16H, YTX14H-BS, YTX14-BS	CT 1214, EPS 1214
Honda	TRX300 Fourtrax	1995	GYZ16H, YTX14H-BS, YTX14-BS	CT 1214, EPS 1214
Honda	TRX400FW Foreman	1995	GYZ16H, YTX14H-BS, YTX14-BS	CT 1214, EPS 1214
Honda	TRX200 Fourtrax	1995	YTX12-BS	CT 1212
Honda	TRX300X, EX	1995	YTX9-BS	CT 1209
Honda	TRX300FW Fourtrax 4x4	1994	GYZ16H, YTX14H-BS, YTX14-BS	CT 1214, EPS 1214
Honda	TRX300 Fourtrax	1994	GYZ16H, YTX14H-BS, YTX14-BS	CT 1214, EPS 1214
Honda	TRX200 Fourtrax	1994	YTX12-BS	CT 1212
Honda	TRX300X, EX	1994	YTX9-BS	CT 1209
Honda	TRX300 Fourtrax	1993	GYZ16H, YTX14H-BS, YTX14-BS	CT 1214, EPS 1214
Honda	TRX300FW Fourtrax 4x4	1993	GYZ16H, YTX14H-BS, YTX14-BS	CT 1214, EPS 1214
Honda	TRX200 Fourtrax	1993	YTX12-BS	CT 1212
Honda	TRX300X, EX	1993	YTX9-BS	CT 1209
Honda	TRX300FW Fourtrax 4x4	1992	GYZ16H, YTX14H-BS, YTX14-BS	CT 1214, EPS 1214
Honda	TRX300 Fourtrax	1992	GYZ16H, YTX14H-BS, YTX14-BS	CT 1214, EPS 1214
Honda	TRX200 Fourtrax	1992	YTX12-BS	CT 1212
Honda	TRX300 Fourtrax	1991	GYZ16H, YTX14H-BS, YTX14-BS	CT 1214, EPS 1214
Honda	TRX300FW Fourtrax 4x4	1991	GYZ16H, YTX14H-BS, YTX14-BS	CT 1214, EPS 1214
Honda	TRX200 Fourtrax	1991	YTX12-BS	CT 1212
Honda	TRX300FW Fourtrax 4x4	1990	GYZ16H, YTX14H-BS, YTX14-BS	CT 1214, EPS 1214
Honda	FL400R Pilot	1990	GYZ16H, YTX14H-BS, YTX14-BS	CT 1214, EPS 1214
Honda	TRX300 Fourtrax	1990	GYZ16H, YTX14H-BS, YTX14-BS	CT 1214, EPS 1214
Honda	TRX200 Fourtrax	1990	YTX12-BS	CT 1212
Honda	TRX350, D Fourtrax 4x4	1989	GYZ16H, YTX14H-BS, YTX14-BS	CT 1214, EPS 1214
Honda	TRX300 Fourtrax	1989	GYZ16H, YTX14H-BS, YTX14-BS	CT 1214, EPS 1214
Honda	FL400R Pilot	1989	GYZ16H, YTX14H-BS, YTX14-BS	CT 1214, EPS 1214
Honda	TRX300FW Fourtrax 4x4	1989	GYZ16H, YTX14H-BS, YTX14-BS	CT 1214, EPS 1214
Honda	TRX350, D Fourtrax 4x4	1988	GYZ16H, YTX14H-BS, YTX14-BS	CT 1214, EPS 1214
Honda	TRX300 Fourtrax	1988	GYZ16H, YTX14H-BS, YTX14-BS	CT 1214, EPS 1214
Honda	TRX300FW Fourtrax 4x4	1988	GYZ16H, YTX14H-BS, YTX14-BS	CT 1214, EPS 1214
Honda	TRX200SX Fourtrax	1988	YTX12-BS	CT 1212
Honda	TRX125 Fourtrax	1988	YTX9-BS	CT 1209
Honda	TRX350, D Fourtrax 4x4	1987	GYZ16H, YTX14H-BS, YTX14-BS	CT 1214, EPS 1214
Honda	ATC250ES Big Red	1987	YTX12-BS	CT 1212
Honda	ATC250SX	1987	YTX12-BS	CT 1212

МАРКА	МОДЕЛЬ КВАДРОЦИКЛА	ДАТА ВЫПУСКА	СООТВЕТСТВИЕ JIS-КОДУ	МОДЕЛЬ DELTA
Honda	TRX250 Fourtrax	1987	YTX12-BS	CT 1212
Honda	ATC125M	1987	YTX12-BS	CT 1212
Honda	TRX200SX Fourtrax	1987	YTX12-BS	CT 1212
Honda	TRX125 Fourtrax	1987	YTX9-BS	CT 1209
Honda	TRX350, D Fourtrax 4x4	1986	GYZ16H, YTX14H-BS, YTX14-BS	CT 1214, EPS 1214
Honda	TRX125 Fourtrax	1986	YB9A-A	CT 1210
Honda	TRX250 Fourtrax	1986	YTX12-BS	CT 1212
Honda	ATC125M	1986	YTX12-BS	CT 1212
Honda	ATC250ES Big Red	1986	YTX12-BS	CT 1212
Honda	TRX200SX Fourtrax	1986	YTX12-BS	CT 1212
Honda	ATC250SX	1986	YTX12-BS	CT 1212
Honda	ATC125M	1985	YB9A-A	CT 1210
Honda	TRX125 Fourtrax	1985	YB9A-A	CT 1210
Honda	ATC250SX	1985	YTX12-BS	CT 1212
Honda	TRX250 Fourtrax	1985	YTX12-BS	CT 1212
Honda	FL350R Odyssey	1985	YTX12-BS	CT 1212
Honda	ATC250ES Big Red	1985	YTX12-BS	CT 1212
Honda	ATC125M	1984	YB9A-A	CT 1210
<b>HYOSUNG</b>				
Hyosung	TE450S	2013	YTX9-BS	CT 1209
<b>IRBIS</b>				
IRBIS	ATV50-110UTT	-	YT4L-BS, YTX4L-BS, YT4L-BS	CT 1204
IRBIS	ATV110-125UTT	-	YTX5L-BS	CT 1205, CT 1207.2
IRBIS	ATV 500H		YTX20-BS	CT 1218, EPS 1218
<b>KASEA</b>				
Kasea	Skyhawk 170	ALLYEARS	YTX7A-BS	CT 1207
Kasea	KS, KU Models	ALLYEARS	YTX7A-BS	CT 1207
Kasea	Skyhawk 150, Adventure Buggy	ALLYEARS	YTX7A-BS	CT 1207
Kasea	Skyhawk 250	ALLYEARS	YTX7A-BS	CT 1207
Kasea	KS, KU Models, Adventure Buggy	ALLYEARS	YTX7A-BS	CT 1207
Kasea	Mini Skyhawk	ALLYEARS	YTZ5S-BS, YTX4L-BS	CT 1204
Kasea	Skyhawk 90	ALLYEARS	YTZ7S, YTX5L-BS	CT 1205, CT 1207.2
Kasea	Skyhawk 50	ALLYEARS	YTZ7S, YTX5L-BS	CT 1205, CT 1207.2
<b>KAWASAKI</b>				
Kawasaki	KAF620, Mule 3000, 3010, 3020	ALLYEARS	GYZ20HL, YTX20HL-BS, YTX20L-BS	CT 12201, EPS 12201
Kawasaki	KAF620F, Mule 4010 4x4 (CN)	2020	GYZ20HL, YTX20HL-BS, YTX20L-BS	CT 12201, EPS 12201
Kawasaki	KVF300 Brute Force	2020	YTX12-BS	CT 1212
Kawasaki	KFX90	2020	YTZ7S, YTX5L-BS	CT 1205, CT 1207.2
Kawasaki	KFX50	2020	YTZ7S, YTX5L-BS	CT 1205, CT 1207.2
Kawasaki	KAF620F, Mule 4010 4x4 (CN)	2019	GYZ20HL, YTX20HL-BS, YTX20L-BS	CT 12201, EPS 12201
Kawasaki	KVF300 Brute Force	2019	YTX12-BS	CT 1212
Kawasaki	KFX50	2019	YTZ7S, YTX5L-BS	CT 1205, CT 1207.2
Kawasaki	KFX90	2019	YTZ7S, YTX5L-BS	CT 1205, CT 1207.2
Kawasaki	KAF620F, Mule 4010 4x4 (CN)	2018	GYZ20HL, YTX20HL-BS, YTX20L-BS	CT 12201, EPS 12201
Kawasaki	KVF300 Brute Force	2018	YTX12-BS	CT 1212
Kawasaki	KFX50	2018	YTZ7S, YTX5L-BS	CT 1205, CT 1207.2
Kawasaki	KFX90	2018	YTZ7S, YTX5L-BS	CT 1205, CT 1207.2
Kawasaki	KAF620F, Mule 4010 4x4 (CN)	2017	GYZ20HL, YTX20HL-BS, YTX20L-BS	CT 12201, EPS 12201
Kawasaki	KVF300 Brute Force	2017	YTX12-BS	CT 1212
Kawasaki	KFX90	2017	YTZ7S, YTX5L-BS	CT 1205, CT 1207.2
Kawasaki	KFX50	2017	YTZ7S, YTX5L-BS	CT 1205, CT 1207.2
Kawasaki	KAF620F, Mule 4010 4x4 (CN)	2016	GYZ20HL, YTX20HL-BS, YTX20L-BS	CT 12201, EPS 12201
Kawasaki	KVF300 Brute Force	2016	YTX12-BS	CT 1212
Kawasaki	KFX50	2016	YTZ7S, YTX5L-BS	CT 1205, CT 1207.2
Kawasaki	KFX90	2016	YTZ7S, YTX5L-BS	CT 1205, CT 1207.2



# #ДЕЛЬТА ЗАВОДИТ



МАРКА	МОДЕЛЬ КВАДРОЦИКЛА	ДАТА ВЫПУСКА	СООТВЕТСТВИЕ JIS-КОДУ	МОДЕЛЬ DELTA
Kawasaki	KAF620F, Mule 4010 4x4 (CN)	2015	GYZ20HL, YTX20HL-BS, YTX20L-BS	CT 12201, EPS 12201
Kawasaki	KVF300 Brute Force	2015	YTX12-BS	CT 1212
Kawasaki	KFX50	2015	YTZ7S, YTX5L-BS	CT 1205, CT 1207.2
Kawasaki	KFX90	2015	YTZ7S, YTX5L-BS	CT 1205, CT 1207.2
Kawasaki	KAF620F, Mule 4010 4x4 (CN)	2014	GYZ20HL, YTX20HL-BS, YTX20L-BS	CT 12201, EPS 12201
Kawasaki	KVF300 Brute Force	2014	YTX12-BS	CT 1212
Kawasaki	KFX50	2014	YTZ7S, YTX5L-BS	CT 1205, CT 1207.2
Kawasaki	KFX90	2014	YTZ7S, YTX5L-BS	CT 1205, CT 1207.2
Kawasaki	KFX450R	2014	YTZ8V, YTX7L-BS	CT 1205, CT 1207.1, CT 1207.2
Kawasaki	KAF620F, Mule 4010 4x4 (CN)	2013	GYZ20HL, YTX20HL-BS, YTX20L-BS	CT 12201, EPS 12201
Kawasaki	KVF300 Brute Force	2013	YTX12-BS	CT 1212
Kawasaki	KFX90	2013	YTZ7S, YTX5L-BS	CT 1205, CT 1207.2
Kawasaki	KFX50	2013	YTZ7S, YTX5L-BS	CT 1205, CT 1207.2
Kawasaki	KFX450R	2013	YTZ8V, YTX7L-BS	CT 1205, CT 1207.1, CT 1207.2
Kawasaki	KAF620F, Mule 4010 4x4 (CN)	2012	GYZ20HL, YTX20HL-BS, YTX20L-BS	CT 12201, EPS 12201
Kawasaki	KFX50	2012	YTZ7S, YTX5L-BS	CT 1205, CT 1207.2
Kawasaki	KFX90	2012	YTZ7S, YTX5L-BS	CT 1205, CT 1207.2
Kawasaki	KFX450R	2012	YTZ8V, YTX7L-BS	CT 1205, CT 1207.1, CT 1207.2
Kawasaki	KAF620F, Mule 4010 4x4 (CN)	2011	GYZ20HL, YTX20HL-BS, YTX20L-BS	CT 12201, EPS 12201
Kawasaki	KFX90	2011	YTZ7S, YTX5L-BS	CT 1205, CT 1207.2
Kawasaki	KFX50	2011	YTZ7S, YTX5L-BS	CT 1205, CT 1207.2
Kawasaki	KFX450R	2011	YTZ8V, YTX7L-BS	CT 1205, CT 1207.1, CT 1207.2
Kawasaki	KAF620F, Mule 4010 4x4 (CN)	2010	GYZ20HL, YTX20HL-BS, YTX20L-BS	CT 12201, EPS 12201
Kawasaki	KFX90	2010	YTZ7S, YTX5L-BS	CT 1205, CT 1207.2
Kawasaki	KFX50	2010	YTZ7S, YTX5L-BS	CT 1205, CT 1207.2
Kawasaki	KFX450R	2010	YTZ8V, YTX7L-BS	CT 1205, CT 1207.1, CT 1207.2
Kawasaki	KAF620F, Mule 4010 4x4 (CN)	2009	GYZ20HL, YTX20HL-BS, YTX20L-BS	CT 12201, EPS 12201
Kawasaki	KFX90	2009	YTZ7S, YTX5L-BS	CT 1205, CT 1207.2
Kawasaki	KFX50	2009	YTZ7S, YTX5L-BS	CT 1205, CT 1207.2
Kawasaki	KFX450R	2009	YTZ8V, YTX7L-BS	CT 1205, CT 1207.1, CT 1207.2
Kawasaki	KFX50	2008	YTZ7S, YTX5L-BS	CT 1205, CT 1207.2
Kawasaki	KFX90	2008	YTZ7S, YTX5L-BS	CT 1205, CT 1207.2
Kawasaki	KFX450R	2008	YTZ8V, YTX7L-BS	CT 1205, CT 1207.1, CT 1207.2
Kawasaki	KAF620, Mule 3010 4x4, Advantage Classic	2007	GYZ20HL, YTX20HL-BS, YTX20L-BS	CT 12201, EPS 12201
Kawasaki	KFX50	2007	YTZ7S, YTX5L-BS	CT 1205, CT 1207.2
Kawasaki	KFX90	2007	YTZ7S, YTX5L-BS	CT 1205, CT 1207.2
Kawasaki	KAF620, Mule 3010 4x4, Advantage Classic	2006	GYZ20HL, YTX20HL-BS, YTX20L-BS	CT 12201, EPS 12201
Kawasaki	KSF400-A (KFX400)	2006	YTX9-BS	CT 1209
Kawasaki	KAF620, Mule 3010 4x4, Advantage Classic	2005	GYZ20HL, YTX20HL-BS, YTX20L-BS	CT 12201, EPS 12201
Kawasaki	KSF400-A (KFX400)	2005	YTX9-BS	CT 1209
Kawasaki	KSF80-A (KFX80)	2005	YTZ7S, YTX5L-BS	CT 1205, CT 1207.2
Kawasaki	KAF620, Mule 3010 4x4, Advantage Classic	2004	GYZ20HL, YTX20HL-BS, YTX20L-BS	CT 12201, EPS 12201
Kawasaki	KSF400-A (KFX400)	2004	YTX9-BS	CT 1209
Kawasaki	KSF80-A (KFX80)	2004	YTZ7S, YTX5L-BS	CT 1205, CT 1207.2
Kawasaki	KAF620, Mule 3010 4x4, Advantage Classic	2003	GYZ20HL, YTX20HL-BS, YTX20L-BS	CT 12201, EPS 12201
Kawasaki	KSF400-A (KFX400)	2003	YTX9-BS	CT 1209
Kawasaki	KSF80-A (KFX80)	2003	YTZ7S, YTX5L-BS	CT 1205, CT 1207.2
Kawasaki	KLF185-A Bayou	1988	YB10L-B	CT 1210
Kawasaki	KLF185-A Bayou	1987	YB10L-B	CT 1210
Kawasaki	KLF185-A Bayou	1986	YB10L-B	CT 1210
Kawasaki	KLT250-C Prairie	1985	YB10L-B	CT 1210
Kawasaki	KLF185-A Bayou	1985	YB10L-B	CT 1210
Kawasaki	KLT200-A, C	1984	YB10L-B	CT 1210

МАРКА	МОДЕЛЬ КВАДРОЦИКЛА	ДАТА ВЫПУСКА	СООТВЕТСТВИЕ JIS-КОДУ	МОДЕЛЬ DELTA
Kawasaki	KLT250-C Prairie	1984	YB10L-B	CT 1210
Kawasaki	KLT200-A, C	1983	YB10L-B	CT 1210
Kawasaki	KLT200-A, C	1982	YB10L-B	CT 1210
Kawasaki	KLT200-A, C	1981	YB10L-B	CT 1210
<b>KTM</b>				
KTM	XC ATV	2013	YTZ7S, YTX5L-BS	CT 1205, CT 1207.2
KTM	SX ATV	2013	YTZ7S, YTX5L-BS	CT 1205, CT 1207.2
KTM	SX ATV	2012	YTZ7S, YTX5L-BS	CT 1205, CT 1207.2
KTM	XC ATV	2012	YTZ7S, YTX5L-BS	CT 1205, CT 1207.2
KTM	XC ATV	2011	YTZ7S, YTX5L-BS	CT 1205, CT 1207.2
KTM	SX ATV	2011	YTZ7S, YTX5L-BS	CT 1205, CT 1207.2
KTM	XC ATV	2010	YTZ7S, YTX5L-BS	CT 1205, CT 1207.2
KTM	SX ATV	2010	YTZ7S, YTX5L-BS	CT 1205, CT 1207.2
KTM	SX ATV	2009	YTZ7S, YTX5L-BS	CT 1205, CT 1207.2
KTM	XC ATV	2009	YTZ7S, YTX5L-BS	CT 1205, CT 1207.2
KTM	SX ATV	2008	YTZ7S, YTX5L-BS	CT 1205, CT 1207.2
KTM	XC ATV	2008	YTZ7S, YTX5L-BS	CT 1205, CT 1207.2
<b>KYMCO</b>				
Kymco	Mongoose, MXU	ALYEARS	YTX12-BS	CT 1212
Kymco	MXU300SD	ALYEARS	YTX12-BS	CT 1212
Kymco	Mongoose300	ALYEARS	YTX12-BS	CT 1212
Kymco	MXU150	ALYEARS	YTX9-BS	CT 1209
Kymco	Mongoose 90	ALYEARS	YTZ7S, YTX5L-BS	CT 1205, CT 1207.2
Kymco	Mongoose 50	ALYEARS	YTZ7S, YTX5L-BS	CT 1205, CT 1207.2
Kymco	UXV700	2017	GYZ20HL, YTX20HL-BS, YTX20L-BS	CT 12201, EPS 12201
Kymco	MXU500	2017	GYZ20HL, YTX20HL-BS, YTX20L-BS	CT 12201, EPS 12201
Kymco	Maxxer 450, MXU 450	2017	GYZ20HL, YTX20HL-BS, YTX20L-BS	CT 12201, EPS 12201
Kymco	UXV500	2017	GYZ20HL, YTX20HL-BS, YTX20L-BS	CT 12201, EPS 12201
Kymco	MXU700	2017	GYZ20HL, YTX20HL-BS, YTX20L-BS	CT 12201, EPS 12201
Kymco	UXV450	2017	GYZ20HL, YTX20HL-BS, YTX20L-BS	CT 12201, EPS 12201
<b>PATRON</b>				
Patron	Scaner		YT4L-BS, YTX4L-BS, YT4L-BS	CT 1204
Patron	Scaner		YB9A-A	CT 1210
Patron	Scaner		YB9A-A	CT 1210
Patron	Scaner 150B		YB9A-A	CT 1210
Patron	Scaner 150R		YB9A-A	CT 1210
Patron	Scaner 150RD		YB9A-A	CT 1210
Patron	Scaner		YTX7A-BS	CT 1207
Patron	Scaner		YTX7A-BS	CT 1207
<b>POLARIS</b>				
Polaris	RZR 570 EPS, AM	2020	GYZ32HL, YIX30L, YB30L-B	CT 1230, EPS 1230
Polaris	Sportsman (opt.), WV (std.), Premium	2020	GYZ32HL, YIX30L, YB30L-B	CT 1230, EPS 1230
Polaris	Ranger Crew EBV, EBX, EBH	2020	GYZ32HL, YIX30L-BS, YB30L-B	CT 1230, EPS 1230
Polaris	Phoenix, Sawtooth	2020	YTX12-BS	CT 1212
Polaris	RZR	2020	YTX12-BS	CT 1212
Polaris	ACE EFI	2020	YTX9-BS	CT 1209
Polaris	Outlaw	2020	YTZ7S, YTX5L-BS	CT 1205, CT 1207.2
Polaris	Sportsman	2020	YTZ7S, YTX5L-BS	CT 1205, CT 1207.2
Polaris	RZR 570 EPS, AM	2019	GYZ32HL, YIX30L, YB30L-B	CT 1230, EPS 1230
Polaris	Sportsman (opt.), WV (std.), Premium	2019	GYZ32HL, YIX30L, YB30L-B	CT 1230, EPS 1230
Polaris	ACE SP	2019	GYZ32HL, YIX30L, YB30L-B	CT 1230, EPS 1230
Polaris	Ranger Crew EBV, EBX, EBH	2019	GYZ32HL, YIX30L-BS, YB30L-B	CT 1230, EPS 1230
Polaris	Phoenix, Sawtooth	2019	YTX12-BS	CT 1212
Polaris	RZR	2019	YTX12-BS	CT 1212

МАРКА	МОДЕЛЬ КВАДРОЦИКЛА	ДАТА ВЫПУСКА	СООТВЕТСТВИЕ JIS-КОДУ	МОДЕЛЬ DELTA
Polaris	ACE EFI	2019	YTX9-BS	CT 1209
Polaris	ATV Ranger	2019	YTX9-BS	CT 1209
Polaris	Outlaw, Predator	2019	YTZ7S, YTX5L-BS	CT 1205, CT 1207.2
Polaris	Outlaw	2019	YTZ7S, YTX5L-BS	CT 1205, CT 1207.2
Polaris	Sportsman	2019	YTZ7S, YTX5L-BS	CT 1205, CT 1207.2
Polaris	RZR 570 EPS, AM	2018	GYZ32HL, YIX30L, YB30L-B	CT 1230, EPS 1230
Polaris	Sportsman (opt.), WV (std.), Premium	2018	GYZ32HL, YIX30L, YB30L-B	CT 1230, EPS 1230
Polaris	ACE SP	2018	GYZ32HL, YIX30L, YB30L-B	CT 1230, EPS 1230
Polaris	ACE	2018	GYZ32HL, YIX30L-BS, YB30L-B	CT 1230, EPS 1230
Polaris	Ranger Crew EBV, EBX, EBH	2018	GYZ32HL, YIX30L-BS, YB30L-B	CT 1230, EPS 1230
Polaris	Sportsman (opt.), WV (std.)	2018	YIX30L, YB30L-B	CT 1230, EPS 1230
Polaris	Phoenix, Sawtooth	2018	YTX12-BS	CT 1212
Polaris	RZR	2018	YTX12-BS	CT 1212
Polaris	ATV Ranger	2018	YTX9-BS	CT 1209
Polaris	Sportsman	2018	YTZ7S, YTX5L-BS	CT 1205, CT 1207.2
Polaris	Outlaw	2018	YTZ7S, YTX5L-BS	CT 1205, CT 1207.2
Polaris	Outlaw, Predator	2018	YTZ7S, YTX5L-BS	CT 1205, CT 1207.2
Polaris	ACE SP	2017	GYZ32HL, YIX30L, YB30L-B	CT 1230, EPS 1230
Polaris	Sportsman (opt.), WV (std.), Premium	2017	GYZ32HL, YIX30L, YB30L-B	CT 1230, EPS 1230
Polaris	RZR 570 EPS, AM	2017	GYZ32HL, YIX30L, YB30L-B	CT 1230, EPS 1230
Polaris	RZR 570 EPS	2017	GYZ32HL, YIX30L-BS, YB30L-B	CT 1230, EPS 1230
Polaris	Sportsman (opt.), WV (std.)	2017	YIX30L, YB30L-B	CT 1230, EPS 1230
Polaris	Phoenix, Sawtooth	2017	YTX12-BS	CT 1212
Polaris	RZR	2017	YTX12-BS	CT 1212
Polaris	ACE EFI	2017	YTX9-BS	CT 1209
Polaris	Outlaw, Predator	2017	YTZ7S, YTX5L-BS	CT 1205, CT 1207.2
Polaris	Outlaw	2017	YTZ7S, YTX5L-BS	CT 1205, CT 1207.2
Polaris	Sportsman	2017	YTZ7S, YTX5L-BS	CT 1205, CT 1207.2
Polaris	RZR 570 EPS, AM	2016	GYZ32HL, YIX30L, YB30L-B	CT 1230, EPS 1230
Polaris	ACE SP	2016	GYZ32HL, YIX30L, YB30L-B	CT 1230, EPS 1230
Polaris	Sportsman (opt.), WV (std.), Premium	2016	GYZ32HL, YIX30L, YB30L-B	CT 1230, EPS 1230
Polaris	ACE	2016	GYZ32HL, YIX30L-BS, YB30L-B	CT 1230, EPS 1230
Polaris	RZR 570 EPS	2016	GYZ32HL, YIX30L-BS, YB30L-B	CT 1230, EPS 1230
Polaris	Sportsman (opt.), WV (std.)	2016	YIX30L, YB30L-B	CT 1230, EPS 1230
Polaris	Phoenix, Sawtooth	2016	YTX12-BS	CT 1212
Polaris	RZR	2016	YTX12-BS	CT 1212
Polaris	Outlaw, Predator	2016	YTZ7S, YTX5L-BS	CT 1205, CT 1207.2
Polaris	Sportsman (opt.), WV (std.), Premium	2015	GYZ32HL, YIX30L, YB30L-B	CT 1230, EPS 1230
Polaris	RZR 570 EPS, AM	2015	GYZ32HL, YIX30L, YB30L-B	CT 1230, EPS 1230
Polaris	ACE	2015	GYZ32HL, YIX30L-BS, YB30L-B	CT 1230, EPS 1230
Polaris	RZR 570 EPS	2015	GYZ32HL, YIX30L-BS, YB30L-B	CT 1230, EPS 1230
Polaris	RZR	2015	GYZ32HL, YIX30L-BS, YB30L-B	CT 1230, EPS 1230
Polaris	Sportsman (opt.), WV (std.)	2015	YIX30L, YB30L-B	CT 1230, EPS 1230
Polaris	Phoenix, Sawtooth	2015	YTX12-BS	CT 1212
Polaris	Outlaw, Predator	2015	YTZ7S, YTX5L-BS	CT 1205, CT 1207.2
Polaris	RZR	2014	GYZ20HL, YTX20HL-BS, YTX20L-BS	CT 12201, EPS 12201
Polaris	Sportsman (opt.), WV (std.), Premium	2014	GYZ32HL, YIX30L, YB30L-B	CT 1230, EPS 1230
Polaris	RZR 570 EPS, AM	2014	GYZ32HL, YIX30L, YB30L-B	CT 1230, EPS 1230
Polaris	ACE	2014	GYZ32HL, YIX30L-BS, YB30L-B	CT 1230, EPS 1230
Polaris	RZR 4, RZR S 800	2014	GYZ32HL, YIX30L-BS, YB30L-B	CT 1230, EPS 1230
Polaris	RZR 570 EPS	2014	GYZ32HL, YIX30L-BS, YB30L-B	CT 1230, EPS 1230
Polaris	Sportsman (opt.), WV (std.)	2014	YIX30L, YB30L-B	CT 1230, EPS 1230
Polaris	Sportsman 6x6	2014	YIX30L, YB30L-B	CT 1230, EPS 1230

МАРКА	МОДЕЛЬ КВАДРОЦИКЛА	ДАТА ВЫПУСКА	СООТВЕТСТВИЕ JIS-КОДУ	МОДЕЛЬ DELTA
Polaris	Phoenix, Sawtooth	2014	YTX12-BS	CT 1212
Polaris	Outlaw, Predator	2014	YTZ7S, YTX5L-BS	CT 1205, CT 1207.2
Polaris	Predator, Sportsman, Outlaw	2014	YTZ7S, YTX5L-BS	CT 1205, CT 1207.2
Polaris	Sportsman	2013	GYZ20HL, YTX20HL-BS	CT 12201, EPS 12201
Polaris	RZR	2013	GYZ20HL, YTX20HL-BS, YTX20L-BS	CT 12201, EPS 12201
Polaris	Sportsman (opt.), WV (std.), Premium	2013	GYZ32HL, YIX30L, YB30L-B	CT 1230, EPS 1230
Polaris	RZR 570 EPS, AM	2013	GYZ32HL, YIX30L, YB30L-B	CT 1230, EPS 1230
Polaris	RZR 570 EPS	2013	GYZ32HL, YIX30L-BS, YB30L-B	CT 1230, EPS 1230
Polaris	RZR 4, RZR S 800	2013	GYZ32HL, YIX30L-BS, YB30L-B	CT 1230, EPS 1230
Polaris	Sportsman (opt.), WV (std.)	2013	YIX30L, YB30L-B	CT 1230, EPS 1230
Polaris	Phoenix, Sawtooth	2013	YTX12-BS	CT 1212
Polaris	Outlaw, Predator	2013	YTZ7S, YTX5L-BS	CT 1205, CT 1207.2
Polaris	Predator, Sportsman, Outlaw	2013	YTZ7S, YTX5L-BS	CT 1205, CT 1207.2
Polaris	Sportsman	2012	GYZ20HL, YTX20HL-BS	CT 12201, EPS 12201
Polaris	RZR	2012	GYZ20HL, YTX20HL-BS, YTX20L-BS	CT 12201, EPS 12201
Polaris	Sportsman (opt.), WV (std.), Premium	2012	GYZ32HL, YIX30L, YB30L-B	CT 1230, EPS 1230
Polaris	RZR 4, RZR S 800	2012	GYZ32HL, YIX30L-BS, YB30L-B	CT 1230, EPS 1230
Polaris	Sportsman (opt.), WV (std.)	2012	YIX30L, YB30L-B	CT 1230, EPS 1230
Polaris	Phoenix, Sawtooth	2012	YTX12-BS	CT 1212
Polaris	Outlaw 525	2012	YTX9-BS	CT 1209
Polaris	Predator, Sportsman, Outlaw	2012	YTZ7S, YTX5L-BS	CT 1205, CT 1207.2
Polaris	Outlaw, Predator	2012	YTZ7S, YTX5L-BS	CT 1205, CT 1207.2
Polaris	Sportsman	2011	GYZ20HL, YTX20HL-BS	CT 12201, EPS 12201
Polaris	RZR	2011	GYZ20HL, YTX20HL-BS, YTX20L-BS	CT 12201, EPS 12201
Polaris	Sportsman (opt.), WV (std.), Premium	2011	GYZ32HL, YIX30L, YB30L-B	CT 1230, EPS 1230
Polaris	RZR 4, RZR S 800	2011	GYZ32HL, YIX30L-BS, YB30L-B	CT 1230, EPS 1230
Polaris	Sportsman (opt.), WV (std.)	2011	YIX30L, YB30L-B	CT 1230, EPS 1230
Polaris	Phoenix, Sawtooth	2011	YTX12-BS	CT 1212
Polaris	Outlaw 525	2011	YTX9-BS	CT 1209
Polaris	Outlaw, Predator	2011	YTZ7S, YTX5L-BS	CT 1205, CT 1207.2
Polaris	Predator, Sportsman, Outlaw	2011	YTZ7S, YTX5L-BS	CT 1205, CT 1207.2
Polaris	Sportsman Touring, X2	2010	GYZ20HL, YTX20HL-BS	CT 12201, EPS 12201
Polaris	RZR	2010	GYZ20HL, YTX20HL-BS, YTX20L-BS	CT 12201, EPS 12201
Polaris	Sportsman (opt.), WV (std.), Premium	2010	GYZ32HL, YIX30L, YB30L-B	CT 1230, EPS 1230
Polaris	Sportsman	2010	GYZ32HL, YIX30L-BS, YB30L-B	CT 1230, EPS 1230
Polaris	Ranger 6x6, 4x4,	2010	GYZ32HL, YIX30L-BS, YB30L-B	CT 1230, EPS 1230
Polaris	Ranger 4x4,	2010	GYZ32HL, YIX30L-BS, YB30L-B	CT 1230, EPS 1230
Polaris	RZR 4, RZR S 800	2010	GYZ32HL, YIX30L-BS, YB30L-B	CT 1230, EPS 1230
Polaris	Sportsman (opt.), WV (std.)	2010	YIX30L, YB30L-B	CT 1230, EPS 1230
Polaris	Phoenix, Sawtooth	2010	YTX12-BS	CT 1212
Polaris	Outlaw 450	2010	YTX9-BS	CT 1209
Polaris	Outlaw 525	2010	YTX9-BS	CT 1209
Polaris	Predator, Sportsman, Outlaw	2010	YTZ7S, YTX5L-BS	CT 1205, CT 1207.2
Polaris	Outlaw, Predator	2010	YTZ7S, YTX5L-BS	CT 1205, CT 1207.2
Polaris	Sportsman Touring, XP, X2	2009	GYZ20HL, YTX20HL-BS	CT 12201, EPS 12201
Polaris	RZR	2009	GYZ20HL, YTX20HL-BS, YTX20L-BS	CT 12201, EPS 12201
Polaris	Sportsman (opt.), WV (std.), Premium	2009	GYZ32HL, YIX30L, YB30L-B	CT 1230, EPS 1230
Polaris	Ranger 6x6, 4x4,	2009	GYZ32HL, YIX30L-BS, YB30L-B	CT 1230, EPS 1230
Polaris	Ranger 4x4,	2009	GYZ32HL, YIX30L-BS, YB30L-B	CT 1230, EPS 1230
Polaris	Sportsman (opt.), WV (std.)	2009	YIX30L, YB30L-B	CT 1230, EPS 1230
Polaris	Phoenix, Sawtooth	2009	YTX12-BS	CT 1212
Polaris	Outlaw 450	2009	YTX9-BS	CT 1209
Polaris	Outlaw 525	2009	YTX9-BS	CT 1209

# #ДЕЛЬТА ЗАВОДИТ



МАРКА	МОДЕЛЬ КВАДРОЦИКЛА	ДАТА ВЫПУСКА	СООТВЕТСТВИЕ JIS-КОДУ	МОДЕЛЬ DELTA
Polaris	Outlaw, Predator	2009	YTZ7S, YTX5L-BS	CT 1205, CT 1207.2
Polaris	Predator, Sportsman, Outlaw	2009	YTZ7S, YTX5L-BS	CT 1205, CT 1207.2
Polaris	RZR	2008	GYZ20HL, YTX20HL-BS, YTX20L-BS	CT 12201, EPS 12201
Polaris	Ranger 4x4,	2008	GYZ32HL, YIX30L-BS, YB30L-B	CT 1230, EPS 1230
Polaris	Sportsman, Military	2008	GYZ32HL, YIX30L-BS, YB30L-B	CT 1230, EPS 1230
Polaris	Ranger 6x6, 4x4,	2008	GYZ32HL, YIX30L-BS, YB30L-B	CT 1230, EPS 1230
Polaris	Phoenix, Sawtooth	2008	YTX12-BS	CT 1212
Polaris	Outlaw 450	2008	YTX9-BS	CT 1209
Polaris	Outlaw 525	2008	YTX9-BS	CT 1209
Polaris	Predator, Sportsman, Outlaw	2008	YTZ7S, YTX5L-BS	CT 1205, CT 1207.2
Polaris	Outlaw, Predator	2008	YTZ7S, YTX5L-BS	CT 1205, CT 1207.2
Polaris	Ranger 4x4,	2007	GYZ32HL, YIX30L-BS, YB30L-B	CT 1230, EPS 1230
Polaris	Sportsman, Military	2007	GYZ32HL, YIX30L-BS, YB30L-B	CT 1230, EPS 1230
Polaris	Ranger 6x6, 4x4,	2007	GYZ32HL, YIX30L-BS, YB30L-B	CT 1230, EPS 1230
Polaris	Phoenix, Sawtooth	2007	YTX12-BS	CT 1212
Polaris	Outlaw 450	2007	YTX9-BS	CT 1209
Polaris	Outlaw, Predator	2007	YTZ7S, YTX5L-BS	CT 1205, CT 1207.2
Polaris	Predator, Sportsman, Outlaw	2007	YTZ7S, YTX5L-BS	CT 1205, CT 1207.2
Polaris	Sportsman EFI	2006	GYZ32HL, YIX30L-BS, YB30L-B	CT 1230, EPS 1230
Polaris	Ranger 6x6, 4x4,	2006	GYZ32HL, YIX30L-BS, YB30L-B	CT 1230, EPS 1230
Polaris	Sportsman, Military	2006	GYZ32HL, YIX30L-BS, YB30L-B	CT 1230, EPS 1230
Polaris	Ranger 4x4,	2006	GYZ32HL, YIX30L-BS, YB30L-B	CT 1230, EPS 1230
Polaris	Phoenix, Sawtooth	2006	YTX12-BS	CT 1212
Polaris	Predator, Outlaw	2006	YTX9-BS	CT 1209
Polaris	Predator, Sportsman, Outlaw	2006	YTZ7S, YTX5L-BS	CT 1205, CT 1207.2
Polaris	Outlaw, Predator	2006	YTZ7S, YTX5L-BS	CT 1205, CT 1207.2
Polaris	Ranger 4x4,	2005	GYZ32HL, YIX30L-BS, YB30L-B	CT 1230, EPS 1230
Polaris	Sportsman, Military	2005	GYZ32HL, YIX30L-BS, YB30L-B	CT 1230, EPS 1230
Polaris	Sportsman	2005	GYZ32HL, YIX30L-BS, YB30L-B	CT 1230, EPS 1230
Polaris	Phoenix, Sawtooth	2005	YTX12-BS	CT 1212
Polaris	Predator, Outlaw	2005	YTX9-BS	CT 1209
Polaris	Outlaw, Predator	2005	YTZ7S, YTX5L-BS	CT 1205, CT 1207.2
Polaris	Predator, Sportsman, Outlaw	2005	YTZ7S, YTX5L-BS	CT 1205, CT 1207.2
Polaris	Ranger 4x4,	2004	GYZ32HL, YIX30L-BS, YB30L-B	CT 1230, EPS 1230
Polaris	Ranger 6x6, 4x4,	2004	GYZ32HL, YIX30L-BS, YB30L-B	CT 1230, EPS 1230
Polaris	Sportsman	2004	GYZ32HL, YIX30L-BS, YB30L-B	CT 1230, EPS 1230
Polaris	Sportsman, Military	2004	GYZ32HL, YIX30L-BS, YB30L-B	CT 1230, EPS 1230
Polaris	Predator, Outlaw	2004	YTX9-BS	CT 1209
Polaris	Outlaw, Predator	2004	YTZ7S, YTX5L-BS	CT 1205, CT 1207.2
Polaris	Predator, Sportsman, Outlaw	2004	YTZ7S, YTX5L-BS	CT 1205, CT 1207.2
Polaris	Diesel .445 Litre (primary)	2003	GYZ32HL, YIX30L-BS, YB30L-B	CT 1230, EPS 1230
Polaris	Ranger 2x4	2003	GYZ32HL, YIX30L-BS, YB30L-B	CT 1230, EPS 1230
Polaris	Sportsman, Military	2003	GYZ32HL, YIX30L-BS, YB30L-B	CT 1230, EPS 1230
Polaris	Ranger 6x6, 4x4,	2003	GYZ32HL, YIX30L-BS, YB30L-B	CT 1230, EPS 1230
Polaris	Predator, Outlaw	2003	YTX9-BS	CT 1209
Polaris	Predator, Sportsman, Outlaw	2003	YTZ7S, YTX5L-BS	CT 1205, CT 1207.2
Polaris	Scrambler	2003	YTZ7S, YTX5L-BS	CT 1205, CT 1207.2
Polaris	Sportsman, Military	2002	GYZ32HL, YIX30L-BS, YB30L-B	CT 1230, EPS 1230
Polaris	Ranger 2x4	2002	GYZ32HL, YIX30L-BS, YB30L-B	CT 1230, EPS 1230
Polaris	Diesel .445 Litre (primary)	2002	GYZ32HL, YIX30L-BS, YB30L-B	CT 1230, EPS 1230
Polaris	Ranger 6x6, 4x4,	2002	GYZ32HL, YIX30L-BS, YB30L-B	CT 1230, EPS 1230
Polaris	Scrambler	2002	YTX4L-BS	CT 1204, CT 1205, CT 1207.2
Polaris	Scrambler, Sportsman	2002	YTX4L-BS	CT 1204, CT 1205, CT 1207.2
Polaris	Diesel .445 Litre (primary)	2001	GYZ32HL, YIX30L-BS, YB30L-B	CT 1230, EPS 1230
Polaris	Ranger 6x6, 4x4,	2001	GYZ32HL, YIX30L-BS, YB30L-B	CT 1230, EPS 1230
Polaris	Scrambler, Sportsman	2001	YTX4L-BS	CT 1204, CT 1205, CT 1207.2
Polaris	Scrambler	2001	YTX4L-BS	CT 1204, CT 1205, CT 1207.2

МАРКА	МОДЕЛЬ КВАДРОЦИКЛА	ДАТА ВЫПУСКА	СООТВЕТСТВИЕ JIS-КОДУ	МОДЕЛЬ DELTA
Polaris	Ranger 6x6, 4x4,	2000	GYZ32HL, YIX30L-BS, YB30L-B	CT 1230, EPS 1230
Polaris	Diesel .445 Litre (primary)	2000	GYZ32HL, YIX30L-BS, YB30L-B	CT 1230, EPS 1230
Polaris	Diesel .445 Litre (primary)	1999	GYZ32HL, YIX30L-BS, YB30L-B	CT 1230, EPS 1230
Polaris	Ranger 6x6, 4x4,	1999	GYZ32HL, YIX30L-BS, YB30L-B	CT 1230, EPS 1230
Polaris	Ranger 6x6, 4x4,	1998	GYZ32HL, YIX30L-BS, YB30L-B	CT 1230, EPS 1230
<b>QIANJIANG</b>				
Qianjiang	ATV100	ALLYEARS	YTZ5S-BS, YTX4L-BS	CT 1204
Qianjiang	ATV50	ALLYEARS	YTZ5S-BS, YTX4L-BS	CT 1204
<b>STELS</b>				
STELS	ATV 600 Y Leopard		YTX20HL-BS, YTX20L-BS	CT 12201, EPS 12201
STELS	ATV 650 Y Leopard EFI		YTX20HL-BS, YTX20L-BS	CT 12201, EPS 12201
STELS	ATV 650 Y Leopard GT-EFI		YTX20HL-BS, YTX20L-BS	CT 12201, EPS 12201
STELS	ATV 650 Guepard ST		YTX20HL-BS, YTX20L-BS	CT 12201, EPS 12201
STELS	ATV 650 Guepard Trophy		YTX20HL-BS, YTX20L-BS	CT 12201, EPS 12201
STELS	ATV 650 Guepard Trophy EPS		YTX20HL-BS, YTX20L-BS	CT 12201, EPS 12201
STELS	ATV 800 Guepard ST		YTX20HL-BS, YTX20L-BS	CT 12201, EPS 12201
STELS	ATV 800 Guepard Touring		YTX20HL-BS, YTX20L-BS	CT 12201, EPS 12201
STELS	ATV 800 Guepard Touring EPS		YTX20HL-BS, YTX20L-BS	CT 12201, EPS 12201
STELS	ATV 800 Guepard Trophy		YTX20HL-BS, YTX20L-BS	CT 12201, EPS 12201
STELS	ATV 800 Guepard Trophy EPS		YTX20HL-BS, YTX20L-BS	CT 12201, EPS 12201
STELS	ATV 800 Guepard Trophy Pro		YTX20HL-BS, YTX20L-BS	CT 12201, EPS 12201
STELS	ATV 800 Guepard Trophy Pro EPS		YTX20HL-BS, YTX20L-BS	CT 12201, EPS 12201
<b>SUZUKI</b>				
Suzuki	LT-A400F, F400F King Quad	2020	GYZ16H, YTX14H-BS, YTX14-BS	CT 1214, EPS 1214
Suzuki	LT-A750X King Quad	2020	YTX20CH-BS	EPS 1218.1
Suzuki	LT-A500X King Quad	2020	YTX20CH-BS	EPS 1218.1
Suzuki	LT-Z90 QuadSport	2020	YTX7A-BS	CT 1207
Suzuki	LT-A400F, F400F King Quad	2019	GYZ16H, YTX14H-BS, YTX14-BS	CT 1214, EPS 1214
Suzuki	LT-A500X King Quad	2019	YTX20CH-BS	EPS 1218.1
Suzuki	LT-A750X King Quad	2019	YTX20CH-BS	EPS 1218.1
Suzuki	LT-Z90 QuadSport	2019	YTX7A-BS	CT 1207
Suzuki	LT-Z50 QuadSport	2019	YTZ7S, YTX5L-BS	CT 1205, CT 1207.2
Suzuki	LT-A400F, F400F King Quad	2018	GYZ16H, YTX14H-BS, YTX14-BS	CT 1214, EPS 1214
Suzuki	LT-A500X King Quad	2018	YTX20CH-BS	EPS 1218.1
Suzuki	LT-A750X King Quad	2018	YTX20CH-BS	EPS 1218.1
Suzuki	LT-Z90 QuadSport	2018	YTX7A-BS	CT 1207
Suzuki	LT-Z50 QuadSport	2018	YTZ7S, YTX5L-BS	CT 1205, CT 1207.2
Suzuki	LT-A400F, F400F King Quad	2017	GYZ16H, YTX14H-BS, YTX14-BS	CT 1214, EPS 1214
Suzuki	LT-A500X King Quad	2017	YTX20CH-BS	EPS 1218.1
Suzuki	LT-A750X King Quad	2017	YTX20CH-BS	EPS 1218.1
Suzuki	LT-Z90 QuadSport	2017	YTX7A-BS	CT 1207
Suzuki	LT-Z50 QuadSport	2017	YTZ7S, YTX5L-BS	CT 1205, CT 1207.2
Suzuki	LT-A400F, F400F King Quad	2016	GYZ16H, YTX14H-BS, YTX14-BS	CT 1214, EPS 1214
Suzuki	LT-F250, Ozark	2016	YTX12-BS	CT 1212
Suzuki	LT-A500X King Quad	2016	YTX20CH-BS	EPS 1218.1
Suzuki	LT-A750X King Quad	2016	YTX20CH-BS	EPS 1218.1
Suzuki	LT-Z90 QuadSport	2016	YTX7A-BS	CT 1207
Suzuki	LT-Z400 QuadSport	2016	YTX9-BS	CT 1209
Suzuki	LT-Z50 QuadSport	2016	YTZ7S, YTX5L-BS	CT 1205, CT 1207.2
Suzuki	LT-A400F, F400F King Quad	2015	GYZ16H, YTX14H-BS, YTX14-BS	CT 1214, EPS 1214
Suzuki	LT-F250, Ozark	2015	YTX12-BS	CT 1212
Suzuki	LT-A500X King Quad	2015	YTX20CH-BS	EPS 1218.1
Suzuki	LT-A750X King Quad	2015	YTX20CH-BS	EPS 1218.1
Suzuki	LT-Z90 QuadSport	2015	YTX7A-BS	CT 1207
Suzuki	LT-Z400 QuadSport	2015	YTX9-BS	CT 1209
Suzuki	LT-Z50 QuadSport	2015	YTZ7S, YTX5L-BS	CT 1205, CT 1207.2

# #ДЕЛЬТА ЗАВОДИТ



МАРКА	МОДЕЛЬ КВАДРОЦИКЛА	ДАТА ВЫПУСКА	СООТВЕТСТВИЕ JIS-КОДУ	МОДЕЛЬ DELTA
Suzuki	LT-A400F, F400F King Quad	2014	GYZ16H, YTX14H-BS, YTX14-BS	CT 1214, EPS 1214
Suzuki	LT-F250, Ozark	2014	YTX12-BS	CT 1212
Suzuki	LT-A750X King Quad	2014	YTX20CH-BS	EPS 1218.1
Suzuki	LT-A500X King Quad	2014	YTX20CH-BS	EPS 1218.1
Suzuki	LT-Z90 QuadSport	2014	YTX7A-BS	CT 1207
Suzuki	LT-Z400 QuadSport	2014	YTX9-BS	CT 1209
Suzuki	LT-Z50 QuadSport	2014	YTZ7S, YTX5L-BS	CT 1205, CT 1207.2
Suzuki	LT-A400F, F400F King Quad	2013	GYZ16H, YTX14H-BS, YTX14-BS	CT 1214, EPS 1214
Suzuki	LT-F250, Ozark	2013	YTX12-BS	CT 1212
Suzuki	LT-A750X King Quad	2013	YTX20CH-BS	EPS 1218.1
Suzuki	LT-A500X King Quad	2013	YTX20CH-BS	EPS 1218.1
Suzuki	LT-Z90 QuadSport	2013	YTX7A-BS	CT 1207
Suzuki	LT-Z400 QuadSport	2013	YTX9-BS	CT 1209
Suzuki	LT-Z50 QuadSport	2013	YTZ7S, YTX5L-BS	CT 1205, CT 1207.2
Suzuki	LT-A400F, F400F King Quad	2012	GYZ16H, YTX14H-BS, YTX14-BS	CT 1214, EPS 1214
Suzuki	LT-F250, Ozark	2012	YTX12-BS	CT 1212
Suzuki	LT-A750X King Quad	2012	YTX20CH-BS	EPS 1218.1
Suzuki	LT-A500X King Quad	2012	YTX20CH-BS	EPS 1218.1
Suzuki	LT-Z90 QuadSport	2012	YTX7A-BS	CT 1207
Suzuki	LT-Z400 QuadSport	2012	YTX9-BS	CT 1209
Suzuki	LT-Z50 QuadSport	2012	YTZ7S, YTX5L-BS	CT 1205, CT 1207.2
Suzuki	LT-A450 King Quad	2011	GYZ16H, YTX14H-BS, YTX14-BS	CT 1214, EPS 1214
Suzuki	LT-A400F, F400F King Quad	2011	GYZ16H, YTX14H-BS, YTX14-BS	CT 1214, EPS 1214
Suzuki	LT-F250, Ozark	2011	YTX12-BS	CT 1212
Suzuki	LT-A500X King Quad	2011	YTX20CH-BS	EPS 1218.1
Suzuki	LT-A750X King Quad	2011	YTX20CH-BS	EPS 1218.1
Suzuki	LT-Z90 QuadSport	2011	YTX7A-BS	CT 1207
Suzuki	LT-R450 QuadRacer	2011	YTX7A-BS	CT 1207
Suzuki	LT-Z400 QuadSport	2011	YTX9-BS	CT 1209
Suzuki	LT-Z250 QuadSport	2011	YTX9-BS	CT 1209
Suzuki	LT-Z50 QuadSport	2011	YTZ7S, YTX5L-BS	CT 1205, CT 1207.2
Suzuki	LT-A450 King Quad	2010	GYZ16H, YTX14H-BS, YTX14-BS	CT 1214, EPS 1214
Suzuki	LT-A400F, F400F King Quad	2010	GYZ16H, YTX14H-BS, YTX14-BS	CT 1214, EPS 1214
Suzuki	LT-F250, Ozark	2010	YTX12-BS	CT 1212
Suzuki	LT-A750X King Quad	2010	YTX20CH-BS	EPS 1218.1
Suzuki	LT-R450 QuadRacer	2010	YTX7A-BS	CT 1207
Suzuki	LT-Z90 QuadSport	2010	YTX7A-BS	CT 1207
Suzuki	LT-Z400 QuadSport	2010	YTX9-BS	CT 1209
Suzuki	LT-Z250 QuadSport	2010	YTX9-BS	CT 1209
Suzuki	LT-Z50 QuadSport	2010	YTZ7S, YTX5L-BS	CT 1205, CT 1207.2
Suzuki	LT-A450 King Quad	2009	GYZ16H, YTX14H-BS, YTX14-BS	CT 1214, EPS 1214
Suzuki	LT-F250, Ozark	2009	YTX12-BS	CT 1212
Suzuki	LT-A750X King Quad	2009	YTX20CH-BS	EPS 1218.1
Suzuki	LT-Z90 QuadSport	2009	YTX7A-BS	CT 1207
Suzuki	LT-R450 QuadRacer	2009	YTX7A-BS	CT 1207
Suzuki	LT-Z400 QuadSport	2009	YTX9-BS	CT 1209
Suzuki	LT-Z250 QuadSport	2009	YTX9-BS	CT 1209
Suzuki	LT-Z50 QuadSport	2009	YTZ7S, YTX5L-BS	CT 1205, CT 1207.2
Suzuki	LT-A450 King Quad	2008	GYZ16H, YTX14H-BS, YTX14-BS	CT 1214, EPS 1214
Suzuki	LT-F250, Ozark	2008	YTX12-BS	CT 1212
Suzuki	LT-A750X King Quad	2008	YTX20CH-BS	EPS 1218.1
Suzuki	LT-Z90 QuadSport	2008	YTX7A-BS	CT 1207
Suzuki	LT-R450 QuadRacer	2008	YTX7A-BS	CT 1207
Suzuki	LT-Z250 QuadSport	2008	YTX9-BS	CT 1209
Suzuki	LT-Z400 QuadSport	2008	YTX9-BS	CT 1209
Suzuki	LT-Z50 QuadSport	2008	YTZ7S, YTX5L-BS	CT 1205, CT 1207.2
Suzuki	LT-F400 Eiger 2WD, F Eiger 4WD	2007	GYZ16H, YTX14H-BS, YTX14-BS	CT 1214, EPS 1214

МАРКА	МОДЕЛЬ КВАДРОЦИКЛА	ДАТА ВЫПУСКА	СООТВЕТСТВИЕ JIS-КОДУ	МОДЕЛЬ DELTA
Suzuki	LT-A450 King Quad	2007	GYZ16H, YTX14H-BS, YTX14-BS	CT 1214, EPS 1214
Suzuki	LT-A400 Eiger 2WD, F Eiger 4WD	2007	GYZ16H, YTX14H-BS, YTX14-BS	CT 1214, EPS 1214
Suzuki	LT-F250, Ozark	2007	YTX12-BS	CT 1212
Suzuki	LT-A750X King Quad	2007	YTX20CH-BS	EPS 1218.1
Suzuki	LT-A500F Vinson 4WD	2007	YTX20CH-BS	EPS 1218.1
Suzuki	LT-A700X King Quad	2007	YTX20CH-BS	EPS 1218.1
Suzuki	LT-F500F Vinson Manual 4WD	2007	YTX20CH-BS	EPS 1218.1
Suzuki	LT-R450 QuadRacer	2007	YTX7A-BS	CT 1207
Suzuki	LT-Z90 QuadSport	2007	YTX7A-BS	CT 1207
Suzuki	LT-Z250 QuadSport	2007	YTX9-BS	CT 1209
Suzuki	LT-Z400 QuadSport	2007	YTX9-BS	CT 1209
Suzuki	LT-Z50 QuadSport	2007	YTZ7S, YTX5L-BS	CT 1205, CT 1207.2
Suzuki	LT-F400 Eiger 2WD, F Eiger 4WD	2006	GYZ16H, YTX14H-BS, YTX14-BS	CT 1214, EPS 1214
Suzuki	LT-A400 Eiger 2WD, F Eiger 4WD	2006	GYZ16H, YTX14H-BS, YTX14-BS	CT 1214, EPS 1214
Suzuki	LT-F250, Ozark	2006	YTX12-BS	CT 1212
Suzuki	LT-F500F Vinson Manual 4WD	2006	YTX20CH-BS	EPS 1218.1
Suzuki	LT-A500F Vinson 4WD	2006	YTX20CH-BS	EPS 1218.1
Suzuki	LT-A700X King Quad	2006	YTX20CH-BS	EPS 1218.1
Suzuki	LT-R450 QuadRacer	2006	YTX7A-BS	CT 1207
Suzuki	LT-Z400 QuadSport	2006	YTX9-BS	CT 1209
Suzuki	LT-Z250 QuadSport	2006	YTX9-BS	CT 1209
Suzuki	LT-Z50 QuadSport	2006	YTZ7S, YTX5L-BS	CT 1205, CT 1207.2
Suzuki	LT80 QuadSport 80	2006	YTZ7S, YTX5L-BS	CT 1205, CT 1207.2
Suzuki	LT-V700F Twin Peaks	2005	GYZ16H, YTX14H, YTX14-BS	CT 1211, CT 1212
Suzuki	LT-A400 Eiger 2WD, F Eiger 4WD	2005	GYZ16H, YTX14H-BS, YTX14-BS	CT 1214, EPS 1214
Suzuki	LT-F400 Eiger 2WD, F Eiger 4WD	2005	GYZ16H, YTX14H-BS, YTX14-BS	CT 1214, EPS 1214
Suzuki	QUV620F	2005	GYZ20HL, YTX20HL-BS, YTX20L-BS	CT 12201, EPS 12201
Suzuki	LT-F250, Ozark	2005	YTX12-BS	CT 1212
Suzuki	LT-F500F Vinson Manual 4WD	2005	YTX20CH-BS	EPS 1218.1
Suzuki	LT-A500F Vinson 4WD	2005	YTX20CH-BS	EPS 1218.1
Suzuki	LT-A700X King Quad	2005	YTX20CH-BS	EPS 1218.1
Suzuki	LT-Z250 QuadSport	2005	YTX9-BS	CT 1209
Suzuki	LT-Z400 QuadSport	2005	YTX9-BS	CT 1209
Suzuki	LT80 QuadSport 80	2005	YTZ7S, YTX5L-BS	CT 1205, CT 1207.2
Suzuki	LT-V700F Twin Peaks	2004	GYZ16H, YTX14H, YTX14-BS	CT 1211, CT 1212
Suzuki	LT-A400 Eiger 2WD, F Eiger 4WD	2004	GYZ16H, YTX14H-BS, YTX14-BS	CT 1214, EPS 1214
Suzuki	LT-F400 Eiger 2WD, F Eiger 4WD	2004	GYZ16H, YTX14H-BS, YTX14-BS	CT 1214, EPS 1214
Suzuki	LT160 E QuadRunner	2004	YB9A-A	CT 1210
Suzuki	LT-F250, Ozark	2004	YTX12-BS	CT 1212
Suzuki	LT-A500F Vinson 4WD	2004	YTX20CH-BS	EPS 1218.1
Suzuki	LT-F500F Vinson Manual 4WD	2004	YTX20CH-BS	EPS 1218.1
Suzuki	LT-Z400 QuadSport	2004	YTX9-BS	CT 1209
Suzuki	LT-Z250 QuadSport	2004	YTX9-BS	CT 1209
Suzuki	LT80 QuadSport 80	2004	YTZ7S, YTX5L-BS	CT 1205, CT 1207.2
Suzuki	LT-A400 Eiger 2WD, F Eiger 4WD	2003	GYZ16H, YTX14H-BS, YTX14-BS	CT 1214, EPS 1214
Suzuki	LT-F400 Eiger 2WD, F Eiger 4WD	2003	GYZ16H, YTX14H-BS, YTX14-BS	CT 1214, EPS 1214
Suzuki	LT160 E QuadRunner	2003	YB9A-A	CT 1210
Suzuki	LT-F250, Ozark	2003	YTX12-BS	CT 1212
Suzuki	LT-A500F Vinson 4WD	2003	YTX20CH-BS, YTX16-BS	EPS 1218.1
Suzuki	LT-F500F Vinson Manual 4WD	2003	YTX20CH-BS, YTX16-BS	EPS 1218.1
Suzuki	LT-Z400 QuadSport	2003	YTX9-BS	CT 1209
Suzuki	LT80 QuadSport 80	2003	YTZ7S, YTX5L-BS	CT 1205, CT 1207.2
Suzuki	LT-F400 Eiger 2WD, F Eiger 4WD	2002	GYZ16H, YTX14H-BS, YTX14-BS	CT 1214, EPS 1214
Suzuki	LT-A400 Eiger 2WD, F Eiger 4WD	2002	GYZ16H, YTX14H-BS, YTX14-BS	CT 1214, EPS 1214
Suzuki	LT-F250, Ozark	2002	YTX12-BS	CT 1212
Suzuki	LT-A500F Vinson 4WD	2002	YTX20CH-BS, YTX16-BS	EPS 1218.1
Suzuki	LT80 QuadSport 80	2002	YTZ7S, YTX5L-BS	CT 1205, CT 1207.2



МАРКА	МОДЕЛЬ КВАДРОЦИКЛА	ДАТА ВЫПУСКА	СООТВЕТСТВИЕ JIS-КОДУ	МОДЕЛЬ DELTA
Suzuki	LT-F160 QuadRunner	2001	YB9A-A	CT 1210
Suzuki	LT80 QuadSport 80	2001	YTZ7S, YTX5L-BS	CT 1205, CT 1207.2
Suzuki	LT-F160 QuadRunner	2000	YB9A-A	CT 1210
Suzuki	LT80 QuadSport 80	2000	YTZ7S, YTX5L-BS	CT 1205, CT 1207.2
Suzuki	LT-F160 QuadRunner	1999	YB9A-A	CT 1210
Suzuki	LT80 QuadSport 80	1999	YTZ7S, YTX5L-BS	CT 1205, CT 1207.2
Suzuki	LT-F160 QuadRunner	1998	YB9A-A	CT 1210
Suzuki	LT80 QuadSport 80	1998	YTZ7S, YTX5L-BS	CT 1205, CT 1207.2
Suzuki	LT-F160 QuadRunner	1997	YB9A-A	CT 1210
Suzuki	LT80 QuadSport 80	1997	YTZ7S, YTX5L-BS	CT 1205, CT 1207.2
Suzuki	LT-F160 QuadRunner	1996	YB9A-A	CT 1210
Suzuki	LT80 QuadSport 80	1996	YTZ7S, YTX5L-BS	CT 1205, CT 1207.2
Suzuki	LT-F160 QuadRunner	1995	YB9A-A	CT 1210
Suzuki	LT80 QuadSport 80	1995	YTZ7S, YTX5L-BS	CT 1205, CT 1207.2
Suzuki	LT160 E QuadRunner	1994	YB9A-A	CT 1210
Suzuki	LT-F160 QuadRunner	1994	YB9A-A	CT 1210
Suzuki	LT80 QuadSport 80	1994	YTZ7S, YTX5L-BS	CT 1205, CT 1207.2
Suzuki	LT160 E QuadRunner	1993	YB9A-A	CT 1210
Suzuki	LT-F160 QuadRunner	1993	YB9A-A	CT 1210
Suzuki	LT230E QuadRunner	1993	YTX12-BS	CT 1212
Suzuki	LT80 QuadSport 80	1993	YTZ7S, YTX5L-BS	CT 1205, CT 1207.2
Suzuki	LT160 E QuadRunner	1992	YB9A-A	CT 1210
Suzuki	LT-F160 QuadRunner	1992	YB9A-A	CT 1210
Suzuki	LT230E QuadRunner	1992	YTX12-BS	CT 1212
Suzuki	LT80 QuadSport 80	1992	YTZ7S, YTX5L-BS	CT 1205, CT 1207.2
Suzuki	LT-F160 QuadRunner	1991	YB9A-A	CT 1210
Suzuki	LT160 E QuadRunner	1991	YB9A-A	CT 1210
Suzuki	LT230E QuadRunner	1991	YTX12-BS	CT 1212
Suzuki	LT80 QuadSport 80	1991	YTZ7S, YTX5L-BS	CT 1205, CT 1207.2
Suzuki	LT160 E QuadRunner	1990	YB9A-A	CT 1210
Suzuki	LT230E QuadRunner	1990	YTX12-BS	CT 1212
Suzuki	LT80 QuadSport 80	1990	YTZ7S, YTX5L-BS	CT 1205, CT 1207.2
Suzuki	LT160 E QuadRunner	1989	YB9A-A	CT 1210
Suzuki	LT230E QuadRunner	1989	YTX12-BS	CT 1212
Suzuki	LT80 QuadSport 80	1989	YTZ7S, YTX5L-BS	CT 1205, CT 1207.2
Suzuki	LT230E QuadRunner	1988	YTX12-BS	CT 1212
Suzuki	LT80 QuadSport 80	1988	YTZ7S, YTX5L-BS	CT 1205, CT 1207.2
Suzuki	LT80 QuadSport 80	1987	YTZ7S, YTX5L-BS	CT 1205, CT 1207.2
YAMAHA				
Yamaha	YFM700GD, GP Grizzly	2020	GYZ20HL, YTX20HL-BS, YTX20L-BS	CT 12201, EPS 12201
Yamaha	Kodiak 700, EPS	2020	GYZ20HL, YTX20HL-BS, YTX20L-BS	CT 12201, EPS 12201
Yamaha	YFM45KD, KP Kodiak	2020	GYZ20HL, YTX20HL-BS, YTX20L-BS	CT 12201, EPS 12201
Yamaha	Raptor 700, R, R SE	2020	YT9B-BS	CT 1209.1
Yamaha	YFZ450R	2020	YTZ7S	CT 1205, CT 1207.2
Yamaha	YMF90 Grizzly	2020	YTZ7S, YTX5L-BS	CT 1205, CT 1207.2
Yamaha	Kodiak 700, EPS	2019	GYZ20HL, YTX20HL-BS, YTX20L-BS	CT 12201, EPS 12201
Yamaha	YFM700GD, GP Grizzly	2019	GYZ20HL, YTX20HL-BS, YTX20L-BS	CT 12201, EPS 12201
Yamaha	YFM45KD, KP Kodiak	2019	GYZ20HL, YTX20HL-BS, YTX20L-BS	CT 12201, EPS 12201
Yamaha	Raptor 700, R, R SE	2019	YT9B-BS	CT 1209.1
Yamaha	YFZ50	2019	YTZ7S, YTX5L-BS	CT 1205, CT 1207.2
Yamaha	YFZ450R	2019	YTZ7S, YTX5L-BS	CT 1205, CT 1207.2
Yamaha	YMF90 Grizzly	2019	YTZ7S, YTX5L-BS	CT 1205, CT 1207.2
Yamaha	Kodiak 700, EPS	2018	GYZ20HL, YTX20HL-BS, YTX20L-BS	CT 12201, EPS 12201
Yamaha	YFM45KD, KP Kodiak	2018	GYZ20HL, YTX20HL-BS, YTX20L-BS	CT 12201, EPS 12201
Yamaha	YFM700GD, GP Grizzly	2018	GYZ20HL, YTX20HL-BS, YTX20L-BS	CT 12201, EPS 12201
Yamaha	Raptor 700, R, R SE	2018	YT9B-BS	CT 1209.1
Yamaha	YFZ450R	2018	YTZ7S, YTX5L-BS	CT 1205, CT 1207.2

МАРКА	МОДЕЛЬ КВАДРОЦИКЛА	ДАТА ВЫПУСКА	СООТВЕТСТВИЕ JIS-КОДУ	МОДЕЛЬ DELTA
Yamaha	YFZ50	2018	YTZ7S, YTX5L-BS	CT 1205, CT 1207.2
Yamaha	YFM90R Raptor	2018	YTZ7S, YTX5L-BS	CT 1205, CT 1207.2
Yamaha	YFM700GD, GP Grizzly	2017	GYZ20HL, YTX20HL-BS, YTX20L-BS	CT 12201, EPS 12201
Yamaha	Kodiak 700, EPS	2017	GYZ20HL, YTX20HL-BS, YTX20L-BS	CT 12201, EPS 12201
Yamaha	Raptor 700, R, R SE	2017	YT9B-BS	CT 1209.1
Yamaha	YFM90R Raptor	2017	YTZ7S, YTX5L-BS	CT 1205, CT 1207.2
Yamaha	YFZ50	2017	YTZ7S, YTX5L-BS	CT 1205, CT 1207.2
Yamaha	YFZ450	2017	YTZ7S, YTX5L-BS	CT 1205, CT 1207.2
Yamaha	YFZ450R	2017	YTZ7S, YTX5L-BS	CT 1205, CT 1207.2
Yamaha	Kodiak 700, EPS	2016	GYZ20HL, YTX20HL-BS, YTX20L-BS	CT 12201, EPS 12201
Yamaha	YFM700GD, GP Grizzly	2016	GYZ20HL, YTX20HL-BS, YTX20L-BS	CT 12201, EPS 12201
Yamaha	Raptor 700, R, R SE	2016	YT9B-BS	CT 1209.1
Yamaha	YFZ450R	2016	YTZ7S, YTX5L-BS	CT 1205, CT 1207.2
Yamaha	YFM90R Raptor	2016	YTZ7S, YTX5L-BS	CT 1205, CT 1207.2
Yamaha	YFM700DE, DH, PE, PFPH, PS Grizzly	2015	GYZ20HL, YTX20HL-BS, YTX20L-BS	CT 12201, EPS 12201
Yamaha	Raptor 700, R, R SE	2015	YT9B-BS	CT 1209.1
Yamaha	YFM90R Raptor	2015	YTZ7S, YTX5L-BS	CT 1205, CT 1207.2
Yamaha	YFZ450R	2015	YTZ7S, YTX5L-BS	CT 1205, CT 1207.2
Yamaha	YFM700DE, DH, PE, PFPH, PS Grizzly	2014	GYZ20HL, YTX20HL-BS, YTX20L-BS	CT 12201, EPS 12201
Yamaha	YMF5FG, YFM550PE, DE, DH Grizzly	2014	GYZ20HL, YTX20HL-BS, YTX20L-BS	CT 12201, EPS 12201
Yamaha	YFM45FG Grizzly	2014	GYZ20HL, YTX20HL-BS, YTX20L-BS	CT 12201, EPS 12201
Yamaha	Raptor 700, R, R SE	2014	YT9B-BS	CT 1209.1
Yamaha	YFZ450R	2014	YTZ7S, YTX5L-BS	CT 1205, CT 1207.2
Yamaha	YFM90R Raptor	2014	YTZ7S, YTX5L-BS	CT 1205, CT 1207.2
Yamaha	YFM45FG Grizzly	2013	GYZ20HL, YTX20HL-BS, YTX20L-BS	CT 12201, EPS 12201
Yamaha	YFM7FG Grizzly	2013	GYZ20HL, YTX20HL-BS, YTX20L-BS	CT 12201, EPS 12201
Yamaha	YMF5FG, YFM550PE, DE, DH Grizzly	2013	GYZ20HL, YTX20HL-BS, YTX20L-BS	CT 12201, EPS 12201
Yamaha	YFZ450	2013	YT7B-BS	CT 1208
Yamaha	Raptor 700, R, R SE	2013	YT9B-BS	CT 1209.1
Yamaha	Grizzly 300 Automatic	2013	YTX12-BS	CT 1212
Yamaha	YFM35R Raptor	2013	YTZ10S	CT 1210.1
Yamaha	YFM125R, Raptor	2013	YTZ7S, YTX5L-BS	CT 1205, CT 1207.2
Yamaha	YFZ450R	2013	YTZ7S, YTX5L-BS	CT 1205, CT 1207.2
Yamaha	YFM90R Raptor	2013	YTZ7S, YTX5L-BS	CT 1205, CT 1207.2
Yamaha	YFM25R Raptor, R	2013	YTZ7S, YTX5L-BS	CT 1205, CT 1207.2
Yamaha	YMF5FG, YFM550PE, DE, DH Grizzly	2012	GYZ20HL, YTX20HL-BS, YTX20L-BS	CT 12201, EPS 12201
Yamaha	YFM40FB Big Bear	2012	GYZ20HL, YTX20HL-BS, YTX20L-BS	CT 12201, EPS 12201
Yamaha	YFM7FG Grizzly	2012	GYZ20HL, YTX20HL-BS, YTX20L-BS	CT 12201, EPS 12201
Yamaha	YFM45FG Grizzly	2012	GYZ20HL, YTX20HL-BS, YTX20L-BS	CT 12201, EPS 12201
Yamaha	YFZ450	2012	YT7B-BS	CT 1208
Yamaha	Raptor 700, R, R SE	2012	YT9B-BS	CT 1209.1
Yamaha	Grizzly 300 Automatic	2012	YTX12-BS	CT 1212
Yamaha	YFM35R Raptor	2012	YTZ10S	CT 1210.1
Yamaha	YFM125R, Raptor	2012	YTZ7S, YTX5L-BS	CT 1205, CT 1207.2
Yamaha	YFM25R Raptor, R	2012	YTZ7S, YTX5L-BS	CT 1205, CT 1207.2
Yamaha	YFM90R Raptor	2012	YTZ7S, YTX5L-BS	CT 1205, CT 1207.2
Yamaha	YFZ450R	2012	YTZ7S, YTX5L-BS	CT 1205, CT 1207.2
Yamaha	YFM45FG Grizzly	2011	GYZ20HL, YTX20HL-BS, YTX20L-BS	CT 12201, EPS 12201
Yamaha	YFM40FB Big Bear	2011	GYZ20HL, YTX20HL-BS, YTX20L-BS	CT 12201, EPS 12201
Yamaha	YFM7FG Grizzly	2011	GYZ20HL, YTX20HL-BS, YTX20L-BS	CT 12201, EPS 12201
Yamaha	YMF5FG, YFM550PE, DE, DH Grizzly	2011	GYZ20HL, YTX20HL-BS, YTX20L-BS	CT 12201, EPS 12201
Yamaha	YFZ450	2011	YT7B-BS	CT 1208
Yamaha	Raptor 700, R, R SE	2011	YT9B-BS	CT 1209.1
Yamaha	YFM35R Raptor	2011	YTZ10S	CT 1210.1
Yamaha	YFZ450R	2011	YTZ7S, YTX5L-BS	CT 1205, CT 1207.2
Yamaha	YFM25R Raptor, R	2011	YTZ7S, YTX5L-BS	CT 1205, CT 1207.2
Yamaha	YFZ450X	2011	YTZ7S, YTX5L-BS	CT 1205, CT 1207.2

# #ДЕЛЬТА ЗАБОВИТ



МАРКА	МОДЕЛЬ КВАДРОЦИКЛА	ДАТА ВЫПУСКА	СООТВЕТСТВИЕ JIS-КОДУ	МОДЕЛЬ DELTA
Yamaha	YFM90R Raptor	2011	YTZ7S, YTX5L-BS	CT 1205, CT 1207.2
Yamaha	YFM125R, Raptor	2011	YTZ7S, YTX5L-BS	CT 1205, CT 1207.2
Yamaha	YFM7FG Grizzly	2010	GYZ20HL, YTX20HL-BS, YTX20L-BS	CT 12201, EPS 12201
Yamaha	YFM45FG Grizzly	2010	GYZ20HL, YTX20HL-BS, YTX20L-BS	CT 12201, EPS 12201
Yamaha	YFM40FB Big Bear	2010	GYZ20HL, YTX20HL-BS, YTX20L-BS	CT 12201, EPS 12201
Yamaha	YFM45FX Wolverine	2010	GYZ20HL, YTX20HL-BS, YTX20L-BS	CT 12201, EPS 12201
Yamaha	YMF5FG, YFM550PE, DE, DH Grizzly	2010	GYZ20HL, YTX20HL-BS, YTX20L-BS	CT 12201, EPS 12201
Yamaha	YFZ450	2010	YT7B-BS	CT 1208
Yamaha	Raptor 700, R, R SE	2010	YT9B-BS	CT 1209.1
Yamaha	YFM35R Raptor	2010	YTZ10S	CT 1210.1
Yamaha	YFM90R Raptor	2010	YTZ7S, YTX5L-BS	CT 1205, CT 1207.2
Yamaha	YFM25R Raptor, R	2010	YTZ7S, YTX5L-BS	CT 1205, CT 1207.2
Yamaha	YFZ450X	2010	YTZ7S, YTX5L-BS	CT 1205, CT 1207.2
Yamaha	YFZ450R	2010	YTZ7S, YTX5L-BS	CT 1205, CT 1207.2
Yamaha	YFM45FX Wolverine	2009	GYZ20HL, YTX20HL-BS, YTX20L-BS	CT 12201, EPS 12201
Yamaha	YMF5FG, YFM550PE, DE, DH Grizzly	2009	GYZ20HL, YTX20HL-BS, YTX20L-BS	CT 12201, EPS 12201
Yamaha	YFM40FB Big Bear	2009	GYZ20HL, YTX20HL-BS, YTX20L-BS	CT 12201, EPS 12201
Yamaha	YFM7FG Grizzly	2009	GYZ20HL, YTX20HL-BS, YTX20L-BS	CT 12201, EPS 12201
Yamaha	YFM45FG Grizzly	2009	GYZ20HL, YTX20HL-BS, YTX20L-BS	CT 12201, EPS 12201
Yamaha	YFZ450	2009	YT7B-BS	CT 1208
Yamaha	Raptor 700, R, R SE	2009	YT9B-BS	CT 1209.1
Yamaha	YFM35R Raptor	2009	YTZ10S	CT 1210.1
Yamaha	YFZ450R	2009	YTZ7S, YTX5L-BS	CT 1205, CT 1207.2
Yamaha	YFM90R Raptor	2009	YTZ7S, YTX5L-BS	CT 1205, CT 1207.2
Yamaha	YFM25R Raptor, R	2009	YTZ7S, YTX5L-BS	CT 1205, CT 1207.2
Yamaha	YFM40FB Big Bear	2008	GYZ20HL, YTX20HL-BS, YTX20L-BS	CT 12201, EPS 12201
Yamaha	YFM45FG Grizzly	2008	GYZ20HL, YTX20HL-BS, YTX20L-BS	CT 12201, EPS 12201
Yamaha	YFM45FX Wolverine	2008	GYZ20HL, YTX20HL-BS, YTX20L-BS	CT 12201, EPS 12201
Yamaha	YFM66FA, FG Grizzly	2008	GYZ20HL, YTX20HL-BS, YTX20L-BS	CT 12201, EPS 12201
Yamaha	YFM7FG Grizzly	2008	GYZ20HL, YTX20HL-BS, YTX20L-BS	CT 12201, EPS 12201
Yamaha	YFM660FP, FR, FH, FL Grizzly	2008	GYZ20HL, YTX20HL-BS, YTX20L-BS	CT 12201, EPS 12201
Yamaha	YFZ450X	2008	YT7B-BS	CT 1208
Yamaha	YFZ450	2008	YT7B-BS	CT 1208
Yamaha	Raptor 700, R, R SE	2008	YT9B-BS	CT 1209.1
Yamaha	YFM35R Raptor	2008	YTZ10S	CT 1210.1
Yamaha	YFM25R Raptor, R	2008	YTZ7S, YTX5L-BS	CT 1205, CT 1207.2
Yamaha	YFM40FB Big Bear	2007	GYZ20HL, YTX20HL-BS, YTX20L-BS	CT 12201, EPS 12201
Yamaha	YFM660FP, FR, FH, FL Grizzly	2007	GYZ20HL, YTX20HL-BS, YTX20L-BS	CT 12201, EPS 12201
Yamaha	YFM45FX Wolverine	2007	GYZ20HL, YTX20HL-BS, YTX20L-BS	CT 12201, EPS 12201
Yamaha	YFM66FA, FG Grizzly	2007	GYZ20HL, YTX20HL-BS, YTX20L-BS	CT 12201, EPS 12201
Yamaha	YFM7FG Grizzly	2007	GYZ20HL, YTX20HL-BS, YTX20L-BS	CT 12201, EPS 12201
Yamaha	YFM45FG Grizzly	2007	GYZ20HL, YTX20HL-BS, YTX20L-BS	CT 12201, EPS 12201
Yamaha	YFZ450	2007	YT7B-BS	CT 1208
Yamaha	Raptor 700, R, R SE	2007	YT9B-BS	CT 1209.1
Yamaha	YFM35R Raptor	2007	YTZ10S	CT 1210.1
Yamaha	YFM45FX Wolverine	2006	GYZ20HL, YTX20HL-BS, YTX20L-BS	CT 12201, EPS 12201
Yamaha	YFM660FP, FR, FH, FL Grizzly	2006	GYZ20HL, YTX20HL-BS, YTX20L-BS	CT 12201, EPS 12201
Yamaha	YFM66FA, FG Grizzly	2006	GYZ20HL, YTX20HL-BS, YTX20L-BS	CT 12201, EPS 12201
Yamaha	YFM40FB Big Bear	2006	GYZ20HL, YTX20HL-BS, YTX20L-BS	CT 12201, EPS 12201
Yamaha	YFM450FA, YFM45FA Kodiak	2006	GYZ20HL, YTX20HL-BS, YTX20L-BS	CT 12201, EPS 12201
Yamaha	YFZ450	2006	YT7B-BS	CT 1208
Yamaha	Raptor 700, R, R SE	2006	YT9B-BS	CT 1209.1
Yamaha	YFM35R Raptor	2006	YTZ10S	CT 1210.1
Yamaha	YFM660RN, RT, RP, RR, RL, RS Raptor	2005	GYZ16H, YTX14H-BS, YTX14-BS	CT 1214, EPS 1214
Yamaha	YFM66FA, FG Grizzly	2005	GYZ20HL, YTX20HL-BS, YTX20L-BS	CT 12201, EPS 12201
Yamaha	YFM450FA, YFM45FA Kodiak	2005	GYZ20HL, YTX20HL-BS, YTX20L-BS	CT 12201, EPS 12201
Yamaha	YFM660FP, FR, FH, FL Grizzly	2005	GYZ20HL, YTX20HL-BS, YTX20L-BS	CT 12201, EPS 12201

МАРКА	МОДЕЛЬ КВАДРОЦИКЛА	ДАТА ВЫПУСКА	СООТВЕТСТВИЕ JIS-КОДУ	МОДЕЛЬ DELTA
Yamaha	YFM40FB Big Bear	2005	GYZ20HL, YTX20HL-BS, YTX20L-BS	CT 12201, EPS 12201
Yamaha	YFZ450	2005	YT7B-BS	CT 1208
Yamaha	YFM35R Raptor	2005	YTZ10S	CT 1210.1
Yamaha	YFM660RN, RT, RP, RR, RL, RS Raptor	2004	GYZ16H, YTX14H-BS, YTX14-BS	CT 1214, EPS 1214
Yamaha	YFM450FA, YFM45FA Kodiak	2004	GYZ20HL, YTX20HL-BS, YTX20L-BS	CT 12201, EPS 12201
Yamaha	YFM660FP, FR, FH, FL Grizzly	2004	GYZ20HL, YTX20HL-BS, YTX20L-BS	CT 12201, EPS 12201
Yamaha	YFM40FB Big Bear	2004	GYZ20HL, YTX20HL-BS, YTX20L-BS	CT 12201, EPS 12201
Yamaha	YFZ450	2004	YT7B-BS	CT 1208
Yamaha	YFM35R Raptor	2004	YTZ10S	CT 1210.1
Yamaha	YFM660RN, RT, RP, RR, RL, RS Raptor	2003	GYZ16H, YTX14H-BS, YTX14-BS	CT 1214, EPS 1214
Yamaha	YFM660FP, FR, FH, FL Grizzly	2003	GYZ20HL, YTX20HL-BS, YTX20L-BS	CT 12201, EPS 12201
Yamaha	YFM40FB Big Bear	2003	GYZ20HL, YTX20HL-BS, YTX20L-BS	CT 12201, EPS 12201
Yamaha	YFM450FA, YFM45FA Kodiak	2003	GYZ20HL, YTX20HL-BS, YTX20L-BS	CT 12201, EPS 12201
Yamaha	YFM40FWN Big Bear	2003	GYZ20HL, YTX20HL-BS, YTX20L-BS	CT 12201, EPS 12201
Yamaha	YFM660RN, RT, RP, RR, RL, RS Raptor	2002	GYZ16H, YTX14H-BS, YTX14-BS	CT 1214, EPS 1214
Yamaha	YFM40FW Kodiak/Automatic	2002	GYZ20HL, YTX20HL-BS, YTX20L-BS	CT 12201, EPS 12201
Yamaha	YFM40FB Big Bear	2002	GYZ20HL, YTX20HL-BS, YTX20L-BS	CT 12201, EPS 12201
Yamaha	YFM660FP, FR, FH, FL Grizzly	2002	GYZ20HL, YTX20HL-BS, YTX20L-BS	CT 12201, EPS 12201
Yamaha	YFM40FWN Big Bear	2002	GYZ20HL, YTX20HL-BS, YTX20L-BS	CT 12201, EPS 12201
Yamaha	YFM660RN, RT, RP, RR, RL, RS Raptor	2001	GYZ16H, YTX14H-BS, YTX14-BS	CT 1214, EPS 1214
Yamaha	YFM40FWN Big Bear	2001	GYZ20HL, YTX20HL-BS, YTX20L-BS	CT 12201, EPS 12201
Yamaha	YFM600FW, FH Grizzly	2001	GYZ20HL, YTX20HL-BS, YTX20L-BS	CT 12201, EPS 12201
Yamaha	YFM40FW Kodiak/Automatic	2001	GYZ20HL, YTX20HL-BS, YTX20L-BS	CT 12201, EPS 12201
Yamaha	YFV600FW Grizzly	2001	GYZ20HL, YTX20HL-BS, YTX20L-BS	CT 12201, EPS 12201
Yamaha	YFM40FB Big Bear	2001	GYZ20HL, YTX20HL-BS, YTX20L-BS	CT 12201, EPS 12201
Yamaha	YFM40FW Kodiak/Automatic	2000	GYZ20HL, YTX20HL-BS, YTX20L-BS	CT 12201, EPS 12201
Yamaha	YFM40FWN Big Bear	2000	GYZ20HL, YTX20HL-BS, YTX20L-BS	CT 12201, EPS 12201
Yamaha	YFM600FW, FH Grizzly	2000	GYZ20HL, YTX20HL-BS, YTX20L-BS	CT 12201, EPS 12201
Yamaha	YFV600FW Grizzly	2000	GYZ20HL, YTX20HL-BS, YTX20L-BS	CT 12201, EPS 12201
Yamaha	YFM40FB Big Bear	2000	GYZ20HL, YTX20HL-BS, YTX20L-BS	CT 12201, EPS 12201
Yamaha	YFM600FW, FH Grizzly	1999	GYZ20HL, YTX20HL-BS, YTX20L-BS	CT 12201, EPS 12201
Yamaha	YFV600FW Grizzly	1999	GYZ20HL, YTX20HL-BS, YTX20L-BS	CT 12201, EPS 12201
Yamaha	YFM40FW Kodiak/Automatic	1999	GYZ20HL, YTX20HL-BS, YTX20L-BS	CT 12201, EPS 12201
Yamaha	YFM40FW Kodiak/Automatic	1998	GYZ20HL, YTX20HL-BS, YTX20L-BS	CT 12201, EPS 12201
Yamaha	YFM600FW, FH Grizzly	1998	GYZ20HL, YTX20HL-BS, YTX20L-BS	CT 12201, EPS 12201
Yamaha	YFV600FW Grizzly	1998	GYZ20HL, YTX20HL-BS, YTX20L-BS	CT 12201, EPS 12201
Yamaha	YFM40FW Kodiak/Automatic	1997	GYZ20HL, YTX20HL-BS, YTX20L-BS	CT 12201, EPS 12201
Yamaha	YFM40FW Kodiak/Automatic	1996	GYZ20HL, YTX20HL-BS, YTX20L-BS	CT 12201, EPS 12201
РУССКАЯ МЕХАНИКА				
Русская механика	PM 500-2		YTX24HL-BS, Y50-N18L-A-CX, Y50-N18L-A	CT 1220, EPS 1220
Русская механика	Рысь 500		YTX24HL-BS, Y50-N18L-A-CX, Y50-N18L-A	CT 1220, EPS 1220
Русская механика	PM 500		YTX24HL-BS, Y50-N18L-A-CX, Y50-N18L-A	CT 1220, EPS 1220
Русская механика	PM 650-2		YTX24HL-BS, Y50-N18L-A-CX, Y50-N18L-A	CT 1220, EPS 1220
Русская механика	PM 650		YTX24HL-BS, Y50-N18L-A-CX, Y50-N18L-A	CT 1220, EPS 1220
Русская механика	PM 650 6X4		YTX24HL-BS, Y50-N18L-A-CX, Y50-N18L-A	CT 1220, EPS 1220

# #ДЕЛЬТА ЗАВОДИТ



## СНЕГОХОДЫ

МАРКА	МОДЕЛЬ СНЕГОХОДА	ДАТА ВЫПУСКА	СООТВЕТВИЕ JIS-КОДУ	МОДЕЛЬ DELTA
<b>ARCTIC CAT</b>				
Arctic Cat	ZR 6000	2020	GYZ20H, YTX20H-BS, YTX20-BS	CT 1218, EPS 1218
Arctic Cat	Riot 8000	2020	GYZ20H, YTX20H-BS, YTX20-BS	CT 1218, EPS 1218
Arctic Cat	Riot 6000	2020	GYZ20H, YTX20H-BS, YTX20-BS	CT 1218, EPS 1218
Arctic Cat	ZR 8000	2020	GYZ20H, YTX20H-BS, YTX20-BS	CT 1218, EPS 1218
Arctic Cat	Lynx 2000	2020	GYZ20H, YTX20H-BS, YTX20-BS	CT 1218, EPS 1218
Arctic Cat	ZR 7000, ZR 9000	2020	GYZ20H, YTX20H-BS, YTX20-BS	CT 1218, EPS 1218
Arctic Cat	Bearcat 2000	2020	GYZ20H, YTX20H-BS, YTX20-BS	CT 1218, EPS 1218
Arctic Cat	Pantera 7000	2019	GYZ20H, YTX20H-BS, YTX20-BS	CT 1218, EPS 1218
Arctic Cat	Norseman 6000	2019	GYZ20H, YTX20H-BS, YTX20-BS	CT 1218, EPS 1218
Arctic Cat	M 7000	2019	GYZ20H, YTX20H-BS, YTX20-BS	CT 1218, EPS 1218
Arctic Cat	Norseman 8000	2019	GYZ20H, YTX20H-BS, YTX20-BS	CT 1218, EPS 1218
Arctic Cat	M 6000	2019	GYZ20H, YTX20H-BS, YTX20-BS	CT 1218, EPS 1218
Arctic Cat	ZR 8000	2019	GYZ20H, YTX20H-BS, YTX20-BS	CT 1218, EPS 1218
Arctic Cat	ZR 3000, Norseman 3000	2019	GYZ20H, YTX20H-BS, YTX20-BS	CT 1218, EPS 1218
Arctic Cat	Bearcat 3000, Pantera 3000	2019	GYZ20H, YTX20H-BS, YTX20-BS	CT 1218, EPS 1218
Arctic Cat	Lynx 2000	2019	GYZ20H, YTX20H-BS, YTX20-BS	CT 1218, EPS 1218
Arctic Cat	ZR 6000	2019	GYZ20H, YTX20H-BS, YTX20-BS	CT 1218, EPS 1218
Arctic Cat	XF 7000, 8000, 9000	2019	GYZ20H, YTX20H-BS, YTX20-BS	CT 1218, EPS 1218
Arctic Cat	M 8000, 9000	2019	GYZ20H, YTX20H-BS, YTX20-BS	CT 1218, EPS 1218
Arctic Cat	Bearcat 7000	2019	GYZ20H, YTX20H-BS, YTX20-BS	CT 1218, EPS 1218
Arctic Cat	ZR 7000, ZR 9000	2019	GYZ20H, YTX20H-BS, YTX20-BS	CT 1218, EPS 1218
Arctic Cat	Bearcat 2000	2019	GYZ20H, YTX20H-BS, YTX20-BS	CT 1218, EPS 1218
Arctic Cat	ZR 200	2019	YTX7L-BS	CT 1207.1
Arctic Cat	Norseman 6000	2018	GYZ20H, YTX20H-BS, YTX20-BS	CT 1218, EPS 1218
Arctic Cat	ZR 8000	2018	GYZ20H, YTX20H-BS, YTX20-BS	CT 1218, EPS 1218
Arctic Cat	M 7000	2018	GYZ20H, YTX20H-BS, YTX20-BS	CT 1218, EPS 1218
Arctic Cat	Bearcat 2000	2018	GYZ20H, YTX20H-BS, YTX20-BS	CT 1218, EPS 1218
Arctic Cat	ZR 3000	2018	GYZ20H, YTX20H-BS, YTX20-BS	CT 1218, EPS 1218
Arctic Cat	Bearcat 7000	2018	GYZ20H, YTX20H-BS, YTX20-BS	CT 1218, EPS 1218
Arctic Cat	Pantera 7000	2018	GYZ20H, YTX20H-BS, YTX20-BS	CT 1218, EPS 1218
Arctic Cat	ZR 7000, ZR 9000	2018	GYZ20H, YTX20H-BS, YTX20-BS	CT 1218, EPS 1218
Arctic Cat	M 6000	2018	GYZ20H, YTX20H-BS, YTX20-BS	CT 1218, EPS 1218
Arctic Cat	XF 7000, 8000, 9000	2018	GYZ20H, YTX20H-BS, YTX20-BS	CT 1218, EPS 1218

МАРКА	МОДЕЛЬ СНЕГОХОДА	ДАТА ВЫПУСКА	СООТВЕТСТВИЕ JIS-КОДУ	МОДЕЛЬ DELTA
Arctic Cat	Bearcat 3000, Pantera 3000	2018	GYZ20H, YTX20H-BS, YTX20-BS	CT 1218, EPS 1218
Arctic Cat	ZR 6000	2018	GYZ20H, YTX20H-BS, YTX20-BS	CT 1218, EPS 1218
Arctic Cat	XF 6000	2018	GYZ20H, YTX20H-BS, YTX20-BS	CT 1218, EPS 1218
Arctic Cat	M 8000, 9000	2018	GYZ20H, YTX20H-BS, YTX20-BS	CT 1218, EPS 1218
Arctic Cat	ZR 3000, Norseman 3000	2018	GYZ20H, YTX20H-BS, YTX20-BS	CT 1218, EPS 1218
Arctic Cat	Lynx 2000	2018	GYZ20H, YTX20H-BS, YTX20-BS	CT 1218, EPS 1218
Arctic Cat	ZR 200	2018	YTX7L-BS	CT 1207.1
Arctic Cat	ZR 6000	2017	GYZ20H, YTX20H-BS, YTX20-BS	CT 1218, EPS 1218
Arctic Cat	Bearcat 7000	2017	GYZ20H, YTX20H-BS, YTX20-BS	CT 1218, EPS 1218
Arctic Cat	M 7000	2017	GYZ20H, YTX20H-BS, YTX20-BS	CT 1218, EPS 1218
Arctic Cat	Lynx 2000	2017	GYZ20H, YTX20H-BS, YTX20-BS	CT 1218, EPS 1218
Arctic Cat	ZR 3000, Norseman 3000	2017	GYZ20H, YTX20H-BS, YTX20-BS	CT 1218, EPS 1218
Arctic Cat	XF 6000	2017	GYZ20H, YTX20H-BS, YTX20-BS	CT 1218, EPS 1218
Arctic Cat	XF1100, T1100, ZR 5000	2017	GYZ20H, YTX20H-BS, YTX20-BS	CT 1218, EPS 1218
Arctic Cat	Bearcat 5000	2017	GYZ20H, YTX20H-BS, YTX20-BS	CT 1218, EPS 1218
Arctic Cat	Bearcat 2000	2017	GYZ20H, YTX20H-BS, YTX20-BS	CT 1218, EPS 1218
Arctic Cat	M 8000, 9000	2017	GYZ20H, YTX20H-BS, YTX20-BS	CT 1218, EPS 1218
Arctic Cat	M 6000	2017	GYZ20H, YTX20H-BS, YTX20-BS	CT 1218, EPS 1218
Arctic Cat	ZR 7000, ZR 9000	2017	GYZ20H, YTX20H-BS, YTX20-BS	CT 1218, EPS 1218
Arctic Cat	XF 7000, 8000, 9000	2017	GYZ20H, YTX20H-BS, YTX20-BS	CT 1218, EPS 1218
Arctic Cat	ZR 3000	2017	GYZ20H, YTX20H-BS, YTX20-BS	CT 1218, EPS 1218
Arctic Cat	Bearcat 3000, Pantera 3000	2017	GYZ20H, YTX20H-BS, YTX20-BS	CT 1218, EPS 1218
Arctic Cat	ZR 8000	2017	GYZ20H, YTX20H-BS, YTX20-BS	CT 1218, EPS 1218
Arctic Cat	Pantera 7000	2017	GYZ20H, YTX20H-BS, YTX20-BS	CT 1218, EPS 1218
Arctic Cat	ZR 7000, ZR 9000	2016	GYZ20H, YTX20H-BS, YTX20-BS	CT 1218, EPS 1218
Arctic Cat	M 7000	2016	GYZ20H, YTX20H-BS, YTX20-BS	CT 1218, EPS 1218
Arctic Cat	XF1100, T1100, ZR 5000	2016	GYZ20H, YTX20H-BS, YTX20-BS	CT 1218, EPS 1218
Arctic Cat	XF 7000, 8000, 9000	2016	GYZ20H, YTX20H-BS, YTX20-BS	CT 1218, EPS 1218
Arctic Cat	ZR 6000	2016	GYZ20H, YTX20H-BS, YTX20-BS	CT 1218, EPS 1218
Arctic Cat	Bearcat 3000, Pantera 3000	2016	GYZ20H, YTX20H-BS, YTX20-BS	CT 1218, EPS 1218
Arctic Cat	Bearcat 5000	2016	GYZ20H, YTX20H-BS, YTX20-BS	CT 1218, EPS 1218
Arctic Cat	Bearcat 7000	2016	GYZ20H, YTX20H-BS, YTX20-BS	CT 1218, EPS 1218
Arctic Cat	M 8000, 9000	2016	GYZ20H, YTX20H-BS, YTX20-BS	CT 1218, EPS 1218
Arctic Cat	ZR 8000	2016	GYZ20H, YTX20H-BS, YTX20-BS	CT 1218, EPS 1218
Arctic Cat	Lynx 2000	2016	GYZ20H, YTX20H-BS, YTX20-BS	CT 1218, EPS 1218
Arctic Cat	Pantera 7000	2016	GYZ20H, YTX20H-BS, YTX20-BS	CT 1218, EPS 1218
Arctic Cat	M 6000	2016	GYZ20H, YTX20H-BS, YTX20-BS	CT 1218, EPS 1218
Arctic Cat	ZR 6000	2015	GYZ20H, YTX20H-BS, YTX20-BS	CT 1218, EPS 1218
Arctic Cat	ZR 8000	2015	GYZ20H, YTX20H-BS, YTX20-BS	CT 1218, EPS 1218
Arctic Cat	Lynx 2000	2015	GYZ20H, YTX20H-BS, YTX20-BS	CT 1218, EPS 1218
Arctic Cat	Bearcat 7000	2015	GYZ20H, YTX20H-BS, YTX20-BS	CT 1218, EPS 1218
Arctic Cat	M 6000	2015	GYZ20H, YTX20H-BS, YTX20-BS	CT 1218, EPS 1218
Arctic Cat	XF1100, T1100, ZR 5000	2015	GYZ20H, YTX20H-BS, YTX20-BS	CT 1218, EPS 1218
Arctic Cat	Bearcat 5000	2015	GYZ20H, YTX20H-BS, YTX20-BS	CT 1218, EPS 1218
Arctic Cat	M 8000, 9000	2015	GYZ20H, YTX20H-BS, YTX20-BS	CT 1218, EPS 1218
Arctic Cat	M 7000	2015	GYZ20H, YTX20H-BS, YTX20-BS	CT 1218, EPS 1218
Arctic Cat	Pantera 7000	2015	GYZ20H, YTX20H-BS, YTX20-BS	CT 1218, EPS 1218
Arctic Cat	ZR 7000, ZR 9000	2015	GYZ20H, YTX20H-BS, YTX20-BS	CT 1218, EPS 1218
Arctic Cat	XF 7000, 8000, 9000	2015	GYZ20H, YTX20H-BS, YTX20-BS	CT 1218, EPS 1218
Arctic Cat	M 8000, 9000	2014	GYZ20H, YTX20H-BS, YTX20-BS	CT 1218, EPS 1218
Arctic Cat	ZR 7000, ZR 9000	2014	GYZ20H, YTX20H-BS, YTX20-BS	CT 1218, EPS 1218
Arctic Cat	ZR 8000	2014	GYZ20H, YTX20H-BS, YTX20-BS	CT 1218, EPS 1218
Arctic Cat	XF1100, T1100, ZR 5000	2014	GYZ20H, YTX20H-BS, YTX20-BS	CT 1218, EPS 1218
Arctic Cat	XF 7000, 8000, 9000	2014	GYZ20H, YTX20H-BS, YTX20-BS	CT 1218, EPS 1218
Arctic Cat	ZR 6000	2014	GYZ20H, YTX20H-BS, YTX20-BS	CT 1218, EPS 1218
Arctic Cat	Bearcat 570	2014	GYZ20H, YTX20H-BS, YTX20-BS	CT 1218, EPS 1218
Arctic Cat	F570, T570, Bearcat	2014	GYZ20H, YTX20H-BS, YTX20-BS	CT 1218, EPS 1218

# #ДЕЛЬТА ЗАВОДИТ



МАРКА	МОДЕЛЬ СНЕГОХОДА	ДАТА ВЫПУСКА	СООТВЕТСТВИЕ JIS-КОДУ	МОДЕЛЬ DELTA
Arctic Cat	Z1, TZ1, F1100, M1100, Bearcat Z1	2014	GYZ20H, YTX20H-BS, YTX20-BS	CT 1218, EPS 1218
Arctic Cat	F5 LXR	2014	GYZ20H, YTX20H-BS, YTX20-BS, YB18-A	CT 1218, EPS 1218
Arctic Cat	Bearcat 570	2013	GYZ20H, YTX20H-BS, YTX20-BS	CT 1218, EPS 1218
Arctic Cat	Z1, TZ1, F1100, M1100, Bearcat Z1	2013	GYZ20H, YTX20H-BS, YTX20-BS	CT 1218, EPS 1218
Arctic Cat	F570, T570, Bearcat	2013	GYZ20H, YTX20H-BS, YTX20-BS	CT 1218, EPS 1218
Arctic Cat	F8 LXR, F800, M800, XF800	2013	GYZ20H, YTX20H-BS, YTX20-BS	CT 1218, EPS 1218
Arctic Cat	F5 LXR	2013	GYZ20H, YTX20H-BS, YTX20-BS, YB18-A	CT 1218, EPS 1218
Arctic Cat	F8 LXR, F800, M800, XF800	2012	GYZ20H, YTX20H-BS, YTX20-BS	CT 1218, EPS 1218
Arctic Cat	Z1, TZ1, F1100, M1100, Bearcat Z1	2012	GYZ20H, YTX20H-BS, YTX20-BS	CT 1218, EPS 1218
Arctic Cat	Bearcat 570	2012	GYZ20H, YTX20H-BS, YTX20-BS	CT 1218, EPS 1218
Arctic Cat	F570, T570, Bearcat	2012	GYZ20H, YTX20H-BS, YTX20-BS	CT 1218, EPS 1218
Arctic Cat	F5 LXR	2012	GYZ20H, YTX20H-BS, YTX20-BS, YB18-A	CT 1218, EPS 1218
Arctic Cat	Bearcat 570	2011	GYZ20H, YTX20H-BS, YTX20-BS	CT 1218, EPS 1218
Arctic Cat	Z1, TZ1, F1100, M1100, Bearcat Z1	2011	GYZ20H, YTX20H-BS, YTX20-BS	CT 1218, EPS 1218
Arctic Cat	F8 LXR, F800, M800, XF800	2011	GYZ20H, YTX20H-BS, YTX20-BS	CT 1218, EPS 1218
Arctic Cat	F570, T570, Bearcat	2011	GYZ20H, YTX20H-BS, YTX20-BS	CT 1218, EPS 1218
Arctic Cat	F5 LXR	2011	GYZ20H, YTX20H-BS, YTX20-BS, YB18-A	CT 1218, EPS 1218
Arctic Cat	F8 LXR, F800, M800, XF800	2010	GYZ20H, YTX20H-BS, YTX20-BS	CT 1218, EPS 1218
Arctic Cat	Z1, TZ1, F1100, M1100, Bearcat Z1	2010	GYZ20H, YTX20H-BS, YTX20-BS	CT 1218, EPS 1218
Arctic Cat	F570, T570, Bearcat	2010	GYZ20H, YTX20H-BS, YTX20-BS	CT 1218, EPS 1218
Arctic Cat	Bearcat 570	2010	GYZ20H, YTX20H-BS, YTX20-BS	CT 1218, EPS 1218
Arctic Cat	F5 LXR	2010	GYZ20H, YTX20H-BS, YTX20-BS, YB18-A	CT 1218, EPS 1218
Arctic Cat	F570, T570, Bearcat	2009	GYZ20H, YTX20H-BS, YTX20-BS	CT 1218, EPS 1218
Arctic Cat	F6, F8, F1000	2009	GYZ20H, YTX20H-BS, YTX20-BS	CT 1218, EPS 1218
Arctic Cat	Z1, TZ1, F1100, M1100, Bearcat Z1	2009	GYZ20H, YTX20H-BS, YTX20-BS	CT 1218, EPS 1218
Arctic Cat	F8 LXR, F800, M800, XF800	2009	GYZ20H, YTX20H-BS, YTX20-BS	CT 1218, EPS 1218
Arctic Cat	Bearcat 570	2009	GYZ20H, YTX20H-BS, YTX20-BS	CT 1218, EPS 1218
Arctic Cat	F5 LXR	2009	GYZ20H, YTX20H-BS, YTX20-BS, YB18-A	CT 1218, EPS 1218
Arctic Cat	F5	2009	GYZ20H, YTX20H-BS, YTX20-BS, YB18-A	CT 1218, EPS 1218
Arctic Cat	Z1, TZ1, F1100, M1100, Bearcat Z1	2008	GYZ20H, YTX20H-BS, YTX20-BS	CT 1218, EPS 1218
Arctic Cat	F6, F8, F1000	2008	GYZ20H, YTX20H-BS, YTX20-BS	CT 1218, EPS 1218
Arctic Cat	F8 LXR, F800, M800, XF800	2008	GYZ20H, YTX20H-BS, YTX20-BS	CT 1218, EPS 1218
Arctic Cat	F570, T570, Bearcat	2008	GYZ20H, YTX20H-BS, YTX20-BS	CT 1218, EPS 1218
Arctic Cat	F5 LXR	2008	GYZ20H, YTX20H-BS, YTX20-BS, YB18-A	CT 1218, EPS 1218
Arctic Cat	F5	2008	GYZ20H, YTX20H-BS, YTX20-BS, YB18-A	CT 1218, EPS 1218
Arctic Cat	Bearcat 570	2008	GYZ20H, YTX24HL-BS, Y50-N18L-A-CX	CT 1220, EPS 1220
Arctic Cat	Panther 660	2008	GYZ20H, YTX24HL-BS, Y50-N18L-A-CX	CT 1220, EPS 1220
Arctic Cat	T660 Touring	2008	GYZ20H, YTX24HL-BS, Y50-N18L-A-CX	CT 1220, EPS 1220
Arctic Cat	M 6	2007	GYZ20H, YTX20H-BS, YTX20-BS	CT 1218, EPS 1218
Arctic Cat	F8 LXR, F800, M800, XF800	2007	GYZ20H, YTX20H-BS, YTX20-BS	CT 1218, EPS 1218
Arctic Cat	Jaguar	2007	GYZ20H, YTX20H-BS, YTX20-BS	CT 1218, EPS 1218
Arctic Cat	Crossfire 600	2007	GYZ20H, YTX20H-BS, YTX20-BS	CT 1218, EPS 1218
Arctic Cat	Crossfire 500	2007	GYZ20H, YTX20H-BS, YTX20-BS	CT 1218, EPS 1218
Arctic Cat	Z1, TZ1, F1100, M1100, Bearcat Z1	2007	GYZ20H, YTX20H-BS, YTX20-BS	CT 1218, EPS 1218
Arctic Cat	F6, F8, F1000	2007	GYZ20H, YTX20H-BS, YTX20-BS	CT 1218, EPS 1218
Arctic Cat	F5	2007	GYZ20H, YTX20H-BS, YTX20-BS, YB18-A	CT 1218, EPS 1218
Arctic Cat	F5 LXR	2007	GYZ20H, YTX20H-BS, YTX20-BS, YB18-A	CT 1218, EPS 1218
Arctic Cat	Bearcat 570	2007	GYZ20H, YTX24HL-BS, Y50-N18L-A-CX	CT 1220, EPS 1220
Arctic Cat	Z 570	2007	GYZ20H, YTX24HL-BS, Y50-N18L-A-CX	CT 1220, EPS 1220
Arctic Cat	T660 Touring	2007	GYZ20H, YTX24HL-BS, Y50-N18L-A-CX	CT 1220, EPS 1220
Arctic Cat	Panther 570	2007	GYZ20H, YTX24HL-BS, Y50-N18L-A-CX	CT 1220, EPS 1220
Arctic Cat	Panther 660	2007	GYZ20H, YTX24HL-BS, Y50-N18L-A-CX	CT 1220, EPS 1220
Arctic Cat	Crossfire 700	2006	GYZ20H, YTX20H-BS, YTX20-BS	CT 1218, EPS 1218
Arctic Cat	Crossfire 600	2006	GYZ20H, YTX20H-BS, YTX20-BS	CT 1218, EPS 1218
Arctic Cat	M 5	2006	GYZ20H, YTX20H-BS, YTX20-BS	CT 1218, EPS 1218
Arctic Cat	M 7	2006	GYZ20H, YTX20H-BS, YTX20-BS	CT 1218, EPS 1218
Arctic Cat	M 6	2006	GYZ20H, YTX20H-BS, YTX20-BS	CT 1218, EPS 1218

МАРКА	МОДЕЛЬ СНЕГОХОДА	ДАТА ВЫПУСКА	СООТВЕТСТВИЕ JIS-КОДУ	МОДЕЛЬ DELTA
Arctic Cat	Z1, TZ1, F1100, M1100, Bearcat Z1	2006	GYZ20H, YTX20H-BS, YTX20-BS	CT 1218, EPS 1218
Arctic Cat	Z 570	2006	GYZ20H, YTX24HL-BS, Y50-N18L-A-CX	CT 1220, EPS 1220
Arctic Cat	King Cat 900	2006	GYZ20H, YTX24HL-BS, Y50-N18L-A-CX	CT 1220, EPS 1220
Arctic Cat	T660 Touring	2006	GYZ20H, YTX24HL-BS, Y50-N18L-A-CX	CT 1220, EPS 1220
Arctic Cat	Firecat	2006	GYZ20H, YTX24HL-BS, Y50-N18L-A-CX	CT 1220, EPS 1220
Arctic Cat	Bearcat 570	2006	GYZ20H, YTX24HL-BS, Y50-N18L-A-CX	CT 1220, EPS 1220
Arctic Cat	Sabercat 500, 600, 700	2006	GYZ20H, YTX24HL-BS, Y50-N18L-A-CX	CT 1220, EPS 1220
Arctic Cat	Panther 570	2006	GYZ20H, YTX24HL-BS, Y50-N18L-A-CX	CT 1220, EPS 1220
Arctic Cat	ZR 900	2006	GYZ20H, YTX24HL-BS, Y50-N18L-A-CX	CT 1220, EPS 1220
Arctic Cat	Panther 660	2006	GYZ20H, YTX24HL-BS, Y50-N18L-A-CX	CT 1220, EPS 1220
Arctic Cat	M 5	2005	GYZ20H, YTX20H-BS, YTX20-BS	CT 1218, EPS 1218
Arctic Cat	M 6	2005	GYZ20H, YTX20H-BS, YTX20-BS	CT 1218, EPS 1218
Arctic Cat	M 7	2005	GYZ20H, YTX20H-BS, YTX20-BS	CT 1218, EPS 1218
Arctic Cat	Z1, TZ1, F1100, M1100, Bearcat Z1	2005	GYZ20H, YTX20H-BS, YTX20-BS	CT 1218, EPS 1218
Arctic Cat	Sabercat 500 LX	2005	GYZ20H, YTX20H-BS, YTX20-BS, YB18-A	CT 1218, EPS 1218
Arctic Cat	Pantera 550, 600	2005	GYZ20H, YTX20H-BS, YTX20-BS, YB18-A	CT 1218, EPS 1218
Arctic Cat	ZR 900	2005	GYZ20H, YTX24HL-BS, Y50-N18L-A-CX	CT 1220, EPS 1220
Arctic Cat	Panther 570	2005	GYZ20H, YTX24HL-BS, Y50-N18L-A-CX	CT 1220, EPS 1220
Arctic Cat	Firecat	2005	GYZ20H, YTX24HL-BS, Y50-N18L-A-CX	CT 1220, EPS 1220
Arctic Cat	Z 570	2005	GYZ20H, YTX24HL-BS, Y50-N18L-A-CX	CT 1220, EPS 1220
Arctic Cat	King Cat 900	2005	GYZ20H, YTX24HL-BS, Y50-N18L-A-CX	CT 1220, EPS 1220
Arctic Cat	T660 Touring	2005	GYZ20H, YTX24HL-BS, Y50-N18L-A-CX	CT 1220, EPS 1220
Arctic Cat	Sabercat 500, 600, 700	2005	GYZ20H, YTX24HL-BS, Y50-N18L-A-CX	CT 1220, EPS 1220
Arctic Cat	Bearcat 570	2005	GYZ20H, YTX24HL-BS, Y50-N18L-A-CX	CT 1220, EPS 1220
Arctic Cat	Z1, TZ1, F1100, M1100, Bearcat Z1	2004	GYZ20H, YTX20H-BS, YTX20-BS	CT 1218, EPS 1218
Arctic Cat	Sabercat 500 LX	2004	GYZ20H, YTX20H-BS, YTX20-BS, YB18-A	CT 1218, EPS 1218
Arctic Cat	Mountain Cat 600	2004	GYZ20H, YTX20H-BS, YTX20-BS, YB18-A	CT 1218, EPS 1218
Arctic Cat	Pantera 550, 600	2004	GYZ20H, YTX20H-BS, YTX20-BS, YB18-A	CT 1218, EPS 1218
Arctic Cat	Mountain Cat 570	2004	GYZ20H, YTX24HL-BS, Y50-N18L-A-CX	CT 1220, EPS 1220
Arctic Cat	Firecat	2004	GYZ20H, YTX24HL-BS, Y50-N18L-A-CX	CT 1220, EPS 1220
Arctic Cat	Mountain Cat 900	2004	GYZ20H, YTX24HL-BS, Y50-N18L-A-CX	CT 1220, EPS 1220
Arctic Cat	Z 570	2004	GYZ20H, YTX24HL-BS, Y50-N18L-A-CX	CT 1220, EPS 1220
Arctic Cat	Pantera 800	2004	GYZ20H, YTX24HL-BS, Y50-N18L-A-CX	CT 1220, EPS 1220
Arctic Cat	ZR 900	2004	GYZ20H, YTX24HL-BS, Y50-N18L-A-CX	CT 1220, EPS 1220
Arctic Cat	Bearcat 570	2004	GYZ20H, YTX24HL-BS, Y50-N18L-A-CX	CT 1220, EPS 1220
Arctic Cat	Bearcat WT	2004	GYZ20H, YTX24HL-BS, Y50-N18L-A-CX	CT 1220, EPS 1220
Arctic Cat	Mountain Cat 800	2004	GYZ20H, YTX24HL-BS, Y50-N18L-A-CX	CT 1220, EPS 1220
Arctic Cat	T660 Touring	2004	GYZ20H, YTX24HL-BS, Y50-N18L-A-CX	CT 1220, EPS 1220
Arctic Cat	King Cat 900	2004	GYZ20H, YTX24HL-BS, Y50-N18L-A-CX	CT 1220, EPS 1220
Arctic Cat	Panther 570	2004	GYZ20H, YTX24HL-BS, Y50-N18L-A-CX	CT 1220, EPS 1220
Arctic Cat	Sabercat 500, 600, 700	2004	GYZ20H, YTX24HL-BS, Y50-N18L-A-CX	CT 1220, EPS 1220
Arctic Cat	Z1, TZ1, F1100, M1100, Bearcat Z1	2003	GYZ20H, YTX20H-BS, YTX20-BS	CT 1218, EPS 1218
Arctic Cat	Pantera 550, 600	2003	GYZ20H, YTX20H-BS, YTX20-BS, YB18-A	CT 1218, EPS 1218
Arctic Cat	ZL 550, 600	2003	GYZ20H, YTX20H-BS, YTX20-BS, YB18-A	CT 1218, EPS 1218
Arctic Cat	Mountain Cat 600	2003	GYZ20H, YTX20H-BS, YTX20-BS, YB18-A	CT 1218, EPS 1218
Arctic Cat	ZL 800	2003	GYZ20H, YTX24HL-BS, Y50-N18L-A-CX	CT 1220, EPS 1220
Arctic Cat	Mountain Cat 900	2003	GYZ20H, YTX24HL-BS, Y50-N18L-A-CX	CT 1220, EPS 1220
Arctic Cat	4 Stroke Trail, Touring	2003	GYZ20H, YTX24HL-BS, Y50-N18L-A-CX	CT 1220, EPS 1220
Arctic Cat	Mountain Cat 570	2003	GYZ20H, YTX24HL-BS, Y50-N18L-A-CX	CT 1220, EPS 1220
Arctic Cat	ZR 800	2003	GYZ20H, YTX24HL-BS, Y50-N18L-A-CX	CT 1220, EPS 1220
Arctic Cat	Firecat	2003	GYZ20H, YTX24HL-BS, Y50-N18L-A-CX	CT 1220, EPS 1220
Arctic Cat	ZR 900	2003	GYZ20H, YTX24HL-BS, Y50-N18L-A-CX	CT 1220, EPS 1220
Arctic Cat	Pantera 800	2003	GYZ20H, YTX24HL-BS, Y50-N18L-A-CX	CT 1220, EPS 1220
Arctic Cat	Bearcat WT	2003	GYZ20H, YTX24HL-BS, Y50-N18L-A-CX	CT 1220, EPS 1220
Arctic Cat	Mountain Cat 800	2003	GYZ20H, YTX24HL-BS, Y50-N18L-A-CX	CT 1220, EPS 1220
Arctic Cat	Panther 570	2003	GYZ20H, YTX24HL-BS, Y50-N18L-A-CX	CT 1220, EPS 1220
Arctic Cat	Z 570	2003	GYZ20H, YTX24HL-BS, Y50-N18L-A-CX	CT 1220, EPS 1220



# #ДЕЛЬТА ЗАВОДИТ



МАРКА	МОДЕЛЬ СНЕГОХОДА	ДАТА ВЫПУСКА	СООТВЕТСТВИЕ JIS-КОДУ	МОДЕЛЬ DELTA
Arctic Cat	Z1, TZ1, F1100, M1100, Bearcat Z1	2002	GYZ20H, YTX20H-BS, YTX20-BS	CT 1218, EPS 1218
Arctic Cat	Pantera 1000	2002	GYZ20H, YTX20H-BS, YTX20-BS, YB18-A	CT 1218, EPS 1218
Arctic Cat	Mountain Cat 600	2002	GYZ20H, YTX20H-BS, YTX20-BS, YB18-A	CT 1218, EPS 1218
Arctic Cat	ZL 550, 600	2002	GYZ20H, YTX20H-BS, YTX20-BS, YB18-A	CT 1218, EPS 1218
Arctic Cat	Thundercat	2002	GYZ20H, YTX20H-BS, YTX20-BS, YB18-A	CT 1218, EPS 1218
Arctic Cat	ZL 500	2002	GYZ20H, YTX20H-BS, YTX20-BS, YB18-A	CT 1218, EPS 1218
Arctic Cat	Pantera 550, 600	2002	GYZ20H, YTX20H-BS, YTX20-BS, YB18-A	CT 1218, EPS 1218
Arctic Cat	ZRT 600, 800	2002	GYZ20H, YTX20H-BS, YTX20-BS, YB18-A	CT 1218, EPS 1218
Arctic Cat	Mountain Cat 1000	2002	GYZ20H, YTX20H-BS, YTX20-BS, YB18-A	CT 1218, EPS 1218
Arctic Cat	Mountain Cat 500	2002	GYZ20H, YTX20H-BS, YTX20-BS, YB18-A	CT 1218, EPS 1218
Arctic Cat	ZR 500, 600	2002	GYZ20H, YTX20H-BS, YTX20-BS, YB18-A	CT 1218, EPS 1218
Arctic Cat	Bearcat WT	2002	GYZ20H, YTX20H-BS, YTX20-BS, YB18-A	CT 1218, EPS 1218
Arctic Cat	Pantera 800	2002	GYZ20H, YTX24HL-BS, Y50-N18L-A-CX	CT 1220, EPS 1220
Arctic Cat	Panther 570	2002	GYZ20H, YTX24HL-BS, Y50-N18L-A-CX	CT 1220, EPS 1220
Arctic Cat	4 Stroke Trail, Touring	2002	GYZ20H, YTX24HL-BS, Y50-N18L-A-CX	CT 1220, EPS 1220
Arctic Cat	Z 570	2002	GYZ20H, YTX24HL-BS, Y50-N18L-A-CX	CT 1220, EPS 1220
Arctic Cat	Mountain Cat 800	2002	GYZ20H, YTX24HL-BS, Y50-N18L-A-CX	CT 1220, EPS 1220
Arctic Cat	ZL 800	2002	GYZ20H, YTX24HL-BS, Y50-N18L-A-CX	CT 1220, EPS 1220
Arctic Cat	Mountain Cat 570	2002	GYZ20H, YTX24HL-BS, Y50-N18L-A-CX	CT 1220, EPS 1220
Arctic Cat	ZR 800	2002	GYZ20H, YTX24HL-BS, Y50-N18L-A-CX	CT 1220, EPS 1220
Arctic Cat	Z1, TZ1, F1100, M1100, Bearcat Z1	2001	GYZ20H, YTX20H-BS, YTX20-BS	CT 1218, EPS 1218
Arctic Cat	Mountain Cat	2001	GYZ20H, YTX20H-BS, YTX20-BS, YB18-A	CT 1218, EPS 1218
Arctic Cat	ZR 500, 600	2001	GYZ20H, YTX20H-BS, YTX20-BS, YB18-A	CT 1218, EPS 1218
Arctic Cat	Bearcat WT	2001	GYZ20H, YTX20H-BS, YTX20-BS, YB18-A	CT 1218, EPS 1218
Arctic Cat	ZL 800	2001	GYZ20H, YTX20H-BS, YTX20-BS, YB18-A	CT 1218, EPS 1218
Arctic Cat	Pantera 580	2001	GYZ20H, YTX20H-BS, YTX20-BS, YB18-A	CT 1218, EPS 1218
Arctic Cat	ZL 550, 600	2001	GYZ20H, YTX20H-BS, YTX20-BS, YB18-A	CT 1218, EPS 1218
Arctic Cat	Pantera 1000	2001	GYZ20H, YTX20H-BS, YTX20-BS, YB18-A	CT 1218, EPS 1218
Arctic Cat	ZRT 600, 800	2001	GYZ20H, YTX20H-BS, YTX20-BS, YB18-A	CT 1218, EPS 1218
Arctic Cat	Thundercat	2001	GYZ20H, YTX20H-BS, YTX20-BS, YB18-A	CT 1218, EPS 1218
Arctic Cat	Panther 550	2001	GYZ20H, YTX20H-BS, YTX20-BS, YB18-A	CT 1218, EPS 1218
Arctic Cat	ZL 500	2001	GYZ20H, YTX20H-BS, YTX20-BS, YB18-A	CT 1218, EPS 1218
Arctic Cat	ZRT 600, 800	2000	GYZ20H, YTX20H-BS, YTX20-BS, YB18-A	CT 1218, EPS 1218
Arctic Cat	Thundercat	2000	GYZ20H, YTX20H-BS, YTX20-BS, YB18-A	CT 1218, EPS 1218
Arctic Cat	Bearcat WT	2000	GYZ20H, YTX20H-BS, YTX20-BS, YB18-A	CT 1218, EPS 1218
Arctic Cat	Pantera 580	2000	GYZ20H, YTX20H-BS, YTX20-BS, YB18-A	CT 1218, EPS 1218
Arctic Cat	Panther 550	2000	GYZ20H, YTX20H-BS, YTX20-BS, YB18-A	CT 1218, EPS 1218
Arctic Cat	ZRT 600, 800	1999	GYZ20H, YTX20H-BS, YTX20-BS, YB18-A	CT 1218, EPS 1218
Arctic Cat	Panther 550	1999	GYZ20H, YTX20H-BS, YTX20-BS, YB18-A	CT 1218, EPS 1218
Arctic Cat	Bearcat WT	1999	GYZ20H, YTX20H-BS, YTX20-BS, YB18-A	CT 1218, EPS 1218
Arctic Cat	Thundercat	1999	GYZ20H, YTX20H-BS, YTX20-BS, YB18-A	CT 1218, EPS 1218
Arctic Cat	Pantera 580	1999	GYZ20H, YTX20H-BS, YTX20-BS, YB18-A	CT 1218, EPS 1218
Arctic Cat	Bearcat WT	1998	GYZ20H, YTX20H-BS, YTX20-BS, YB18-A	CT 1218, EPS 1218
Arctic Cat	Cougar	1998	GYZ20H, YTX20H-BS, YTX20-BS, YB18-A	CT 1218, EPS 1218
Arctic Cat	Powder Extreme	1998	GYZ20H, YTX20H-BS, YTX20-BS, YB18-A	CT 1218, EPS 1218
Arctic Cat	Thundercat	1998	GYZ20H, YTX20H-BS, YTX20-BS, YB18-A	CT 1218, EPS 1218
Arctic Cat	ZRT 600, 800	1998	GYZ20H, YTX20H-BS, YTX20-BS, YB18-A	CT 1218, EPS 1218
Arctic Cat	Panther 550	1998	GYZ20H, YTX20H-BS, YTX20-BS, YB18-A	CT 1218, EPS 1218
Arctic Cat	EXT 600	1998	GYZ20H, YTX20H-BS, YTX20-BS, YB18-A	CT 1218, EPS 1218
Arctic Cat	EXT (EFI)	1998	GYZ20H, YTX20H-BS, YTX20-BS, YB18-A	CT 1218, EPS 1218
Arctic Cat	EXT Dlx (EFI)	1998	YTX24HL-BS, Y50-N18L-A-CX	CT 1220, EPS 1220
Arctic Cat	Pantera 580	1998	YTX24HL-BS, Y50-N18L-A-CX	CT 1220, EPS 1220
Arctic Cat	Thundercat	1997	GYZ20H, YTX20H-BS, YTX20-BS, YB18-A	CT 1218, EPS 1218
Arctic Cat	EXT 600	1997	GYZ20H, YTX20H-BS, YTX20-BS, YB18-A	CT 1218, EPS 1218
Arctic Cat	Powder Special	1997	GYZ20H, YTX20H-BS, YTX20-BS, YB18-A	CT 1218, EPS 1218
Arctic Cat	Cougar	1997	GYZ20H, YTX20H-BS, YTX20-BS, YB18-A	CT 1218, EPS 1218
Arctic Cat	ZRT 600, 800	1997	GYZ20H, YTX20H-BS, YTX20-BS, YB18-A	CT 1218, EPS 1218

МАРКА	МОДЕЛЬ СНЕГОХОДА	ДАТА ВЫПУСКА	СООТВЕТСТВИЕ JIS-КОДУ	МОДЕЛЬ DELTA
Arctic Cat	Bearcat WT	1997	GYZ20H, YTX20H-BS, YTX20-BS, YB18-A	CT 1218, EPS 1218
Arctic Cat	Panther 550	1997	GYZ20H, YTX20H-BS, YTX20-BS, YB18-A	CT 1218, EPS 1218
Arctic Cat	Powder Extreme	1997	GYZ20H, YTX20H-BS, YTX20-BS, YB18-A	CT 1218, EPS 1218
Arctic Cat	EXT Dlx (EFI)	1997	YTX24HL-BS, Y50-N18L-A-CX	CT 1220, EPS 1220
Arctic Cat	Pantera 580	1997	YTX24HL-BS, Y50-N18L-A-CX	CT 1220, EPS 1220
Arctic Cat	Powder Special	1996	GYZ20H, YTX20H-BS, YTX20-BS, YB18-A	CT 1218, EPS 1218
Arctic Cat	Bearcat WT	1996	GYZ20H, YTX20H-BS, YTX20-BS, YB18-A	CT 1218, EPS 1218
Arctic Cat	EXT (Carb)	1996	GYZ20H, YTX20H-BS, YTX20-BS, YB18-A	CT 1218, EPS 1218
Arctic Cat	Cougar	1996	GYZ20H, YTX20H-BS, YTX20-BS, YB18-A	CT 1218, EPS 1218
Arctic Cat	Pantera 580	1996	YTX24HL-BS, Y50-N18L-A-CX	CT 1220, EPS 1220
Arctic Cat	Bearcat WT	1995	GYZ20H, YTX20H-BS, YTX20-BS, YB18-A	CT 1218, EPS 1218
Arctic Cat	Powder Special	1995	GYZ20H, YTX20H-BS, YTX20-BS, YB18-A	CT 1218, EPS 1218
Arctic Cat	Prowler 2-Up	1995	GYZ20H, YTX20H-BS, YTX20-BS, YB18-A	CT 1218, EPS 1218
Arctic Cat	EXT (Carb)	1995	GYZ20H, YTX20H-BS, YTX20-BS, YB18-A	CT 1218, EPS 1218
Arctic Cat	Cougar	1995	GYZ20H, YTX20H-BS, YTX20-BS, YB18-A	CT 1218, EPS 1218
Arctic Cat	Pantera 580	1995	YTX24HL-BS, Y50-N18L-A-CX	CT 1220, EPS 1220
Arctic Cat	Prowler, 2-up (with electric start)	1994	GYZ20H, YTX20H-BS, YTX20-BS	CT 1218, EPS 1218
Arctic Cat	EXT (EFI)	1994	GYZ20H, YTX20H-BS, YTX20-BS, YB18-A	CT 1218, EPS 1218
Arctic Cat	Pantera	1994	GYZ20H, YTX20H-BS, YTX20-BS, YB18-A	CT 1218, EPS 1218
Arctic Cat	EXT	1994	YTX14AHL-BS, YB14L-A2	CT 1214.1
Arctic Cat	Cheetah 440 1-Speed, 2-Speed	1994	YTX14AHL-BS, YB14L-A2	CT 1214.1
Arctic Cat	Cougar	1994	YTX14AHL-BS, YB14L-A2	CT 1214.1
Arctic Cat	Wildcat (EFI)	1993	YTX14AHL-BS, SYB14L-A2	CT 1214.1
Arctic Cat	Jag Z	1993	YTX14AHL-BS, SYB14L-A2	CT 1214.1
Arctic Cat	Pantera	1993	YTX14AHL-BS, SYB14L-A2	CT 1214.1
Arctic Cat	Panther	1993	YTX14AHL-BS, SYB14L-A2	CT 1214.1
Arctic Cat	Jag AFS L/T	1993	YTX14AHL-BS, SYB14L-A2	CT 1214.1
Arctic Cat	Jag, Jag Dlx	1993	YTX14AHL-BS, SYB14L-A2	CT 1214.1
Arctic Cat	Cougar	1993	YTX14AHL-BS, YB14L-A2	CT 1214.1
Arctic Cat	Cheetah	1993	YTX14AHL-BS, YB14L-A2	CT 1214.1
Arctic Cat	Lynx	1993	YTX14AHL-BS, YB14L-A2	CT 1214.1
Arctic Cat	Prowler	1993	YTX14AHL-BS, YB14L-A2	CT 1214.1
Arctic Cat	EXT	1993	YTX14AHL-BS, YB14L-A2	CT 1214.1
Arctic Cat	Prowler 2-Up	1993	YTX14AHL-BS, YB14L-A2	CT 1214.1
Arctic Cat	Prowler Special	1992	GYZ20H, YTX20H-BS, YTX20-BS, YB18-A	CT 1218, EPS 1218
Arctic Cat	Panther	1992	YTX14AHL-BS, SYB14L-A2	CT 1214.1
Arctic Cat	Jag AFS L/T	1992	YTX14AHL-BS, SYB14L-A2	CT 1214.1
Arctic Cat	Pantera	1992	YTX14AHL-BS, SYB14L-A2	CT 1214.1
Arctic Cat	Jag, Jag Dlx	1992	YTX14AHL-BS, SYB14L-A2	CT 1214.1
Arctic Cat	Prowler	1992	YTX14AHL-BS, YB14L-A2	CT 1214.1
Arctic Cat	EXT Special	1992	YTX14AHL-BS, YB14L-A2	CT 1214.1
Arctic Cat	EXT	1992	YTX14AHL-BS, YB14L-A2	CT 1214.1
Arctic Cat	Cheetah	1992	YTX14AHL-BS, YB14L-A2	CT 1214.1
Arctic Cat	Prowler 2-Up	1992	YTX14AHL-BS, YB14L-A2	CT 1214.1
Arctic Cat	Lynx	1992	YTX14AHL-BS, YB14L-A2	CT 1214.1
Arctic Cat	Cougar	1992	YTX14AHL-BS, YB14L-A2	CT 1214.1
Arctic Cat	Prowler Special	1991	GYZ20H, YTX20H-BS, YTX20-BS, YB18-A	CT 1218, EPS 1218
Arctic Cat	EXT, El Tigre	1991	GYZ20HL, YTX20H-BS, YB16L-B	CT 1218, EPS 1218
Arctic Cat	Jag, Jag Dlx	1991	YTX14AHL-BS, SYB14L-A2	CT 1214.1
Arctic Cat	Jag AFS	1991	YTX14AHL-BS, SYB14L-A2	CT 1214.1
Arctic Cat	Panther	1991	YTX14AHL-BS, SYB14L-A2	CT 1214.1
Arctic Cat	Jag AFS L/T	1991	YTX14AHL-BS, SYB14L-A2	CT 1214.1
Arctic Cat	Pantera	1991	YTX14AHL-BS, SYB14L-A2	CT 1214.1
Arctic Cat	Prowler	1991	YTX14AHL-BS, YB14L-A2	CT 1214.1
Arctic Cat	Cougar	1991	YTX14AHL-BS, YB14L-A2	CT 1214.1
Arctic Cat	Prowler 2-Up	1991	YTX14AHL-BS, YB14L-A2	CT 1214.1
Arctic Cat	Lynx	1991	YTX14AHL-BS, YB14L-A2	CT 1214.1

МАРКА	МОДЕЛЬ СНЕГОХОДА	ДАТА ВЫПУСКА	СООТВЕТСТВИЕ JIS-КОДУ	МОДЕЛЬ DELTA
Arctic Cat	Cheetah	1991	YTX14AHL-BS, YB14L-A2	CT 1214.1
Arctic Cat	EXT Special	1991	YTX14AHL-BS, YB14L-A2	CT 1214.1
Arctic Cat	Cheetah	1990	GYZ20HL, YTX20H-BS, YB16L-B	CT 1218, EPS 1218
Arctic Cat	Cougar	1990	GYZ20HL, YTX20H-BS, YB16L-B	CT 1218, EPS 1218
Arctic Cat	EXT, El Tigre	1990	GYZ20HL, YTX20H-BS, YB16L-B	CT 1218, EPS 1218
Arctic Cat	Jag AFS	1990	YTX14AHL-BS, SYB14L-A2	CT 1214.1
Arctic Cat	Jag, Jag Dlx	1990	YTX14AHL-BS, SYB14L-A2	CT 1214.1
Arctic Cat	Jag AFS L/T	1990	YTX14AHL-BS, SYB14L-A2	CT 1214.1
Arctic Cat	Panther	1990	YTX14AHL-BS, SYB14L-A2	CT 1214.1
Arctic Cat	Pantera	1990	YTX14AHL-BS, SYB14L-A2	CT 1214.1
Arctic Cat	Prowler	1990	YTX14AHL-BS, YB14L-A2	CT 1214.1
Arctic Cat	Cougar	1989	GYZ20HL, YTX20H-BS, YB16L-B	CT 1218, EPS 1218
Arctic Cat	EXT, El Tigre	1989	GYZ20HL, YTX20H-BS, YB16L-B	CT 1218, EPS 1218
Arctic Cat	Cheetah	1989	GYZ20HL, YTX20H-BS, YB16L-B	CT 1218, EPS 1218
Arctic Cat	Jag, Jag Dlx	1989	YTX14AHL-BS, SYB14L-A2	CT 1214.1
Arctic Cat	Panther	1989	YTX14AHL-BS, SYB14L-A2	CT 1214.1
Arctic Cat	Pantera	1989	YTX14AHL-BS, SYB14L-A2	CT 1214.1
Arctic Cat	Jag AFS	1989	YTX14AHL-BS, SYB14L-A2	CT 1214.1
Arctic Cat	Jag AFS L/T	1989	YTX14AHL-BS, SYB14L-A2	CT 1214.1
Arctic Cat	Cheetah	1988	GYZ20HL, YTX20H-BS, YB16L-B	CT 1218, EPS 1218
Arctic Cat	Panther	1988	YB16L-B	EPS 12201
Arctic Cat	Jag, Jag Dlx	1988	YTX14AHL-BS, SYB14L-A2	CT 1214.1
Arctic Cat	Pantera	1988	YTX14AHL-BS, SYB14L-A2	CT 1214.1
Arctic Cat	El Tigre 5000	1988	YTX14AHL-BS, YB14L-A2	CT 1214.1
Arctic Cat	Cheetah	1987	GYZ20HL, YTX20H-BS, YB16L-B	CT 1218, EPS 1218
Arctic Cat	Panther	1987	YB16L-B	EPS 12201
Arctic Cat	Pantera	1987	YTX14AHL-BS, SYB14L-A2	CT 1214.1
Arctic Cat	Jag, Jag Dlx	1987	YTX14AHL-BS, SYB14L-A2	CT 1214.1
Arctic Cat	El Tigre 5000	1987	YTX14AHL-BS, YB14L-A2	CT 1214.1
Arctic Cat	Cheetah	1986	GYZ20HL, YTX20H-BS, YB16L-B	CT 1218, EPS 1218
Arctic Cat	Panther	1986	YB16L-B	EPS 12201
Arctic Cat	Jag, Jag Dlx	1986	YTX14AHL-BS, SYB14L-A2	CT 1214.1
Arctic Cat	Pantera	1986	YTX14AHL-BS, SYB14L-A2	CT 1214.1
Arctic Cat	Panther	1985	YB16L-B	EPS 12201
Arctic Cat	Pantera	1985	YB16L-B	EPS 12201
Arctic Cat	Jag, Jag Dlx	1985	YTX14AHL-BS, SYB14L-A2	CT 1214.1
Arctic Cat	Pantera	1984	YB16L-B	EPS 12201
Arctic Cat	Panther	1984	YB16L-B	EPS 12201
Arctic Cat	Pantera	1983	YB16L-B	EPS 12201
Arctic Cat	Panther	1983	YB16L-B	EPS 12201
Arctic Cat	Pantera	1982	YB16L-B	EPS 12201
Arctic Cat	Panther	1982	YB16L-B	EPS 12201
Arctic Cat	Panther	1981	YB16L-B	EPS 12201
Arctic Cat	Pantera	1981	YB16L-B	EPS 12201
Arctic Cat	Pantera	1980	YB16L-B	EPS 12201
Arctic Cat	Panther	1980	YB16L-B	EPS 12201
BRP				
BRP (SKI-DOO)	Skandic ACE	2020	GYZ20HL, YTX20HL-BS	CT 12201, EPS 12201
BRP (SKI-DOO)	Skandic ACE	2019	GYZ20HL, YTX20HL-BS	CT 12201, EPS 12201
BRP (SKI-DOO)	Expedition LE	2019	GYZ20HL, YTX20HL-BS	CT 12201, EPS 12201
BRP (SKI-DOO)	Expedition SE	2019	GYZ32HL, YIX30L-BS, YB30L-B	CT 1230, EPS 1230
BRP (SKI-DOO)	Expedition SE, Skandic ACE	2019	GYZ32HL, YIX30L-BS, YB30L-B	CT 1230, EPS 1230
BRP (SKI-DOO)	Expedition LE	2018	GYZ20HL, YTX20HL-BS	CT 12201, EPS 12201
BRP (SKI-DOO)	Skandic ACE	2018	GYZ32HL, YIX30L-BS, YB30L-B	CT 1230, EPS 1230
BRP (SKI-DOO)	Expedition SE, Skandic ACE	2018	GYZ32HL, YIX30L-BS, YB30L-B	CT 1230, EPS 1230
BRP (SKI-DOO)	Expedition SE	2018	GYZ32HL, YIX30L-BS, YB30L-B	CT 1230, EPS 1230
BRP (SKI-DOO)	Expedition LE	2017	GYZ20HL, YTX20HL-BS	CT 12201, EPS 12201

МАРКА	МОДЕЛЬ СНЕГОХОДА	ДАТА ВЫПУСКА	СООТВЕТСТВИЕ JIS-КОДУ	МОДЕЛЬ DELTA
BRP (SKI-DOO)	Expedition SE, Skandic ACE	2017	GYZ32HL, YIX30L-BS, YB30L-B	CT 1230, EPS 1230
BRP (SKI-DOO)	Expedition SE	2017	GYZ32HL, YIX30L-BS, YB30L-B	CT 1230, EPS 1230
BRP (SKI-DOO)	Skandic ACE	2017	GYZ32HL, YIX30L-BS, YB30L-B	CT 1230, EPS 1230
BRP (SKI-DOO)	Expedition LE	2016	GYZ20HL, YTX20HL-BS	CT 12201, EPS 12201
BRP (SKI-DOO)	Expedition SE	2016	GYZ32HL, YIX30L-BS, YB30L-B	CT 1230, EPS 1230
BRP (SKI-DOO)	Expedition SE, Skandic ACE	2016	GYZ32HL, YIX30L-BS, YB30L-B	CT 1230, EPS 1230
BRP (SKI-DOO)	Skandic ACE	2016	GYZ32HL, YIX30L-BS, YB30L-B	CT 1230, EPS 1230
BRP (SKI-DOO)	Expedition LE	2015	GYZ20HL, YTX20HL-BS	CT 12201, EPS 12201
BRP (SKI-DOO)	Expedition SE, Skandic ACE	2015	GYZ32HL, YIX30L-BS, YB30L-B	CT 1230, EPS 1230
BRP (SKI-DOO)	Skandic ACE	2015	GYZ32HL, YIX30L-BS, YB30L-B	CT 1230, EPS 1230
BRP (SKI-DOO)	Expedition SE	2015	GYZ32HL, YIX30L-BS, YB30L-B	CT 1230, EPS 1230
BRP (SKI-DOO)	Expedition LE	2014	GYZ20HL, YTX20HL-BS	CT 12201, EPS 12201
BRP (SKI-DOO)	Expedition LE	2013	GYZ20HL, YTX20HL-BS	CT 12201, EPS 12201
BRP (SKI-DOO)	Skandic Tundra	2009	GYZ20HL, YTX20HL-BS, YTX20L-BS	CT 12201, EPS 12201
BRP (SKI-DOO)	Skandic Tundra	2008	GYZ20HL, YTX20HL-BS, YTX20L-BS	CT 12201, EPS 12201
BRP (SKI-DOO)	Skandic Tundra	2007	GYZ20HL, YTX20HL-BS, YTX20L-BS	CT 12201, EPS 12201
BRP (SKI-DOO)	Elite	2006	GYZ32HL, YIX30L-BS, YB30L-B	CT 1230, EPS 1230
BRP (SKI-DOO)	Elite	2005	GYZ32HL, YIX30L-BS, YB30L-B	CT 1230, EPS 1230
BRP (SKI-DOO)	Elite	2004	GYZ32HL, YIX30L-BS, YB30L-B	CT 1230, EPS 1230
BRP (SKI-DOO)	ZX Types	2003	GYZ20HL, YTX20HL-BS, YTX20L-BS	CT 12201, EPS 12201
BRP (SKI-DOO)	CK3 Types	2003	YTX24HL-BS, Y50-N18L-A-CX	CT 1220, EPS 1220
BRP (SKI-DOO)	ZX Types	2002	GYZ20HL, YTX20HL-BS, YTX20L-BS	CT 12201, EPS 12201
BRP (SKI-DOO)	CK3 Types	2002	YTX24HL-BS, Y50-N18L-A-CX	CT 1220, EPS 1220
BRP (SKI-DOO)	CK3 Types	2001	YTX24HL-BS, Y50-N18L-A-CX	CT 1220, EPS 1220
BRP (SKI-DOO)	CK3 Types	2000	YTX24HL-BS, Y50-N18L-A-CX	CT 1220, EPS 1220
BRP (SKI-DOO)	CK3 Types	1999	YTX24HL-BS, Y50-N18L-A-CX	CT 1220, EPS 1220
BRP (SKI-DOO)	All Models	1998	YTX24HL-BS, Y50-N18L-A-CX	CT 1220, EPS 1220
<b>KAWASAKI</b>				
Kawasaki	Kawasaki All Models	ALLYEARS	YTX24HL-BS, Y50-N18L-A-CX	CT 1220, EPS 1220
<b>POLARIS</b>				
Polaris	Polaris Indy, VOYAGEUR	2020	GYZ20H, YTX20CH-BS	CT 1214, EPS 1214, EPS 1218.1
Polaris	Polaris Indy, VOYAGEUR, Adventure	2020	GYZ20H, YTX20CH-BS	CT 1214, EPS 1214, EPS 1218.1
Polaris	Polaris Switchback, RMK	2020	YTX20CH-BS	EPS 1218.1
Polaris	Polaris Indy, VOYAGEUR	2019	GYZ20H, YTX20CH-BS	CT 1214, EPS 1214, EPS 1218.1
Polaris	Polaris Indy, VOYAGEUR, Adventure	2019	GYZ20H, YTX20CH-BS	CT 1214, EPS 1214, EPS 1218.1
Polaris	Polaris Switchback, RMK	2019	GYZ20H, YTX20CH-BS	CT 1214, EPS 1214, EPS 1218.1
Polaris	Polaris Rush Pro, SKS	2019	YTX20CH-BS	EPS 1218.1
Polaris	Polaris Wide Trak	2019	YTX20CH-BS	EPS 1218.1
Polaris	Polaris Indy, VOYAGEUR, Adventure	2018	GYZ20H, YTX20CH-BS	CT 1214, EPS 1214, EPS 1218.1
Polaris	Polaris Wide Trak	2018	YTX20CH-BS	EPS 1218.1
Polaris	Polaris Indy, VOYAGEUR, Adventure	2017	GYZ20H, YTX20CH-BS	CT 1214, EPS 1214, EPS 1218.1
Polaris	Polaris Wide Track	2017	GYZ32HL, YIX30L-BS, YB30L-B	CT 1230, EPS 1230
Polaris	Polaris Wide Trak	2017	YTX20CH-BS	EPS 1218.1
Polaris	Polaris Indy, VOYAGEUR, Adventure	2016	GYZ20H, YTX20CH-BS	CT 1214, EPS 1214, EPS 1218.1
Polaris	Polaris Wide Track	2016	GYZ32HL, YIX30L-BS, YB30L-B	CT 1230, EPS 1230
Polaris	Polaris Wide Trak	2016	YTX20CH-BS	EPS 1218.1
Polaris	Polaris Indy, VOYAGEUR, Adventure	2015	GYZ20H, YTX20CH-BS	CT 1214, EPS 1214, EPS 1218.1
Polaris	Polaris Wide Trak	2015	GYZ32HL, YIX30L-BS, YB30L-B	CT 1230, EPS 1230
Polaris	Polaris Wide Track	2015	GYZ32HL, YIX30L-BS, YB30L-B	CT 1230, EPS 1230

МАРКА	МОДЕЛЬ СНЕГОХОДА	ДАТА ВЫПУСКА	СООТВЕТСТВИЕ JIS-КОДУ	МОДЕЛЬ DELTA
Polaris	Polaris Indy, VOYAGEUR, Adventure	2014	GYZ20H, YTX20CH-BS	CT 1214, EPS 1214, EPS 1218.1
Polaris	Polaris Turbo LX, IQ	2014	GYZ20HL, YTX20HL-BS, YTX20L-BS	CT 12201, EPS 12201
Polaris	Polaris Wide Track	2014	YTX24HL-BS, Y50-N18L-A-CX	CT 1220, EPS 1220
Polaris	Polaris Wide Trak	2014	YTX24HL-BS, Y50-N18L-A-CX	CT 1220, EPS 1220
Polaris	Polaris Turbo LX, IQ	2013	GYZ20HL, YTX20HL-BS, YTX20L-BS	CT 12201, EPS 12201
Polaris	Polaris IQ, LXT, Shift	2013	GYZ20HL, YTX20HL-BS, YTX20L-BS	CT 12201, EPS 12201
Polaris	Polaris FS Wide Track	2013	GYZ32HL, YIX30L-BS, YB30L-B	CT 1230, EPS 1230
Polaris	Polaris FS Wide Trak	2013	GYZ32HL, YIX30L-BS, YB30L-B	CT 1230, EPS 1230
Polaris	Polaris Wide Trak	2013	YTX24HL-BS, Y50-N18L-A-CX	CT 1220, EPS 1220
Polaris	Polaris Wide Track	2013	YTX24HL-BS, Y50-N18L-A-CX	CT 1220, EPS 1220
Polaris	Polaris Turbo LX, IQ	2012	GYZ20HL, YTX20HL-BS, YTX20L-BS	CT 12201, EPS 12201
Polaris	Polaris FS Wide Trak	2012	GYZ32HL, YIX30L-BS, YB30L-B	CT 1230, EPS 1230
Polaris	Polaris FS Wide Track	2012	GYZ32HL, YIX30L-BS, YB30L-B	CT 1230, EPS 1230
Polaris	Polaris Wide Trak	2012	YTX24HL-BS, Y50-N18L-A-CX	CT 1220, EPS 1220
Polaris	Polaris Wide Track	2012	YTX24HL-BS, Y50-N18L-A-CX	CT 1220, EPS 1220
Polaris	Polaris IQ, Shift, Switchback, RMK	2011	GYZ20HL, YTX20HL-BS, YTX20L-BS	CT 12201, EPS 12201
Polaris	Polaris Turbo LX, IQ	2011	GYZ20HL, YTX20HL-BS, YTX20L-BS	CT 12201, EPS 12201
Polaris	Polaris FS Wide Trak	2011	GYZ32HL, YIX30L-BS, YB30L-B	CT 1230, EPS 1230
Polaris	Polaris FS Wide Track	2011	GYZ32HL, YIX30L-BS, YB30L-B	CT 1230, EPS 1230
Polaris	Polaris Wide Trak	2011	YTX24HL-BS, Y50-N18L-A-CX	CT 1220, EPS 1220
Polaris	Polaris Wide Track	2011	YTX24HL-BS, Y50-N18L-A-CX	CT 1220, EPS 1220
Polaris	Polaris FS/FST, Wide Trak	2010	GYZ20HL, YTX20HL-BS, YTX20L-BS	CT 12201, EPS 12201
Polaris	Polaris Turbo LX, IQ	2010	GYZ20HL, YTX20HL-BS, YTX20L-BS	CT 12201, EPS 12201
Polaris	Polaris FS/FST, Wide Track	2010	GYZ20HL, YTX20HL-BS, YTX20L-BS	CT 12201, EPS 12201
Polaris	Polaris Turbo Switchback, Turbo Dragon	2010	GYZ20HL, YTX20HL-BS, YTX20L-BS	CT 12201, EPS 12201
Polaris	Polaris Shift, Switchback, RMK	2010	GYZ20HL, YTX20HL-BS, YTX20L-BS	CT 12201, EPS 12201
Polaris	Polaris IQ, Shift, Switchback, RMK	2010	GYZ20HL, YTX20HL-BS, YTX20L-BS	CT 12201, EPS 12201
Polaris	Polaris Switchback, RMK	2010	GYZ20HL, YTX20HL-BS, YTX20L-BS	CT 12201, EPS 12201
Polaris	Polaris FS Wide Track	2010	GYZ32HL, YIX30L-BS, YB30L-B	CT 1230, EPS 1230
Polaris	Polaris FS Wide Trak	2010	GYZ32HL, YIX30L-BS, YB30L-B	CT 1230, EPS 1230
Polaris	Polaris Wide Track	2010	YTX24HL-BS, Y50-N18L-A-CX	CT 1220, EPS 1220
Polaris	Polaris Wide Trak	2010	YTX24HL-BS, Y50-N18L-A-CX	CT 1220, EPS 1220
Polaris	Polaris FS/FST, Wide Track	2009	GYZ20HL, YTX20HL-BS, YTX20L-BS	CT 12201, EPS 12201
Polaris	Polaris IQ, Shift, Switchback, RMK	2009	GYZ20HL, YTX20HL-BS, YTX20L-BS	CT 12201, EPS 12201
Polaris	Polaris Turbo Switchback, Turbo Dragon	2009	GYZ20HL, YTX20HL-BS, YTX20L-BS	CT 12201, EPS 12201
Polaris	Polaris FS/FST, Wide Trak	2009	GYZ20HL, YTX20HL-BS, YTX20L-BS	CT 12201, EPS 12201
Polaris	Polaris Shift, Switchback, RMK	2009	GYZ20HL, YTX20HL-BS, YTX20L-BS	CT 12201, EPS 12201
Polaris	Polaris Turbo LX, IQ	2009	GYZ20HL, YTX20HL-BS, YTX20L-BS	CT 12201, EPS 12201
Polaris	Polaris Wide Track	2009	YTX24HL-BS, Y50-N18L-A-CX	CT 1220, EPS 1220
Polaris	Polaris Wide Trak	2009	YTX24HL-BS, Y50-N18L-A-CX	CT 1220, EPS 1220
Polaris	Polaris Turbo Switchback, Turbo Dragon	2008	GYZ20HL, YTX20HL-BS, YTX20L-BS	CT 12201, EPS 12201
Polaris	Polaris FS/FST, Wide Trak	2008	GYZ20HL, YTX20HL-BS, YTX20L-BS	CT 12201, EPS 12201
Polaris	Polaris Turbo LX, IQ	2008	GYZ20HL, YTX20HL-BS, YTX20L-BS	CT 12201, EPS 12201
Polaris	Polaris FS/FST, Wide Track	2008	GYZ20HL, YTX20HL-BS, YTX20L-BS	CT 12201, EPS 12201
Polaris	Polaris Wide Trak	2008	YTX24HL-BS, Y50-N18L-A-CX	CT 1220, EPS 1220
Polaris	Polaris Wide Track	2008	YTX24HL-BS, Y50-N18L-A-CX	CT 1220, EPS 1220
Polaris	Polaris FS/FST, Wide Trak	2007	GYZ20HL, YTX20HL-BS, YTX20L-BS	CT 12201, EPS 12201
Polaris	Polaris Turbo Switchback, Turbo Dragon	2007	GYZ20HL, YTX20HL-BS, YTX20L-BS	CT 12201, EPS 12201
Polaris	Polaris FS/FST, Wide Track	2007	GYZ20HL, YTX20HL-BS, YTX20L-BS	CT 12201, EPS 12201
Polaris	Polaris Wide Trak	2007	YTX24HL-BS, Y50-N18L-A-CX	CT 1220, EPS 1220
Polaris	Polaris Wide Track	2007	YTX24HL-BS, Y50-N18L-A-CX	CT 1220, EPS 1220
Polaris	Polaris Turbo Switchback, Turbo Dragon	2006	GYZ20HL, YTX20HL-BS, YTX20L-BS	CT 12201, EPS 12201
Polaris	Polaris FS/FST, Wide Trak	2006	GYZ20HL, YTX20HL-BS, YTX20L-BS	CT 12201, EPS 12201
Polaris	Polaris FS/FST, Wide Track	2006	GYZ20HL, YTX20HL-BS, YTX20L-BS	CT 12201, EPS 12201
Polaris	Polaris Wide Track	2006	YTX24HL-BS, Y50-N18L-A-CX	CT 1220, EPS 1220
Polaris	Polaris Wide Trak	2006	YTX24HL-BS, Y50-N18L-A-CX	CT 1220, EPS 1220

МАРКА	МОДЕЛЬ СНЕГОХОДА	ДАТА ВЫПУСКА	СООТВЕТСТВИЕ JIS-КОДУ	МОДЕЛЬ DELTA
Polaris	Polaris Wide Track	2005	YTX24HL-BS, Y50-N18L-A-CX	CT 1220, EPS 1220
Polaris	Polaris Wide Trak	2005	YTX24HL-BS, Y50-N18L-A-CX	CT 1220, EPS 1220
Polaris	Polaris Wide Track	2004	YTX24HL-BS, Y50-N18L-A-CX	CT 1220, EPS 1220
Polaris	Polaris Wide Trak	2004	YTX24HL-BS, Y50-N18L-A-CX	CT 1220, EPS 1220
Polaris	Polaris Wide Trak	2003	YTX24HL-BS, Y50-N18L-A-CX	CT 1220, EPS 1220
Polaris	Polaris Wide Track	2003	YTX24HL-BS, Y50-N18L-A-CX	CT 1220, EPS 1220
Polaris	Polaris Wide Trak	2002	YTX24HL-BS, Y50-N18L-A-CX	CT 1220, EPS 1220
Polaris	Polaris Wide Track	2002	YTX24HL-BS, Y50-N18L-A-CX	CT 1220, EPS 1220
Polaris	Polaris Wide Trak	2001	YTX24HL-BS, Y50-N18L-A-CX	CT 1220, EPS 1220
Polaris	Polaris Wide Track	2001	YTX24HL-BS, Y50-N18L-A-CX	CT 1220, EPS 1220
Polaris	Polaris Wide Track	2000	YTX24HL-BS, Y50-N18L-A-CX	CT 1220, EPS 1220
Polaris	Polaris Wide Trak	2000	YTX24HL-BS, Y50-N18L-A-CX	CT 1220, EPS 1220
Polaris	Polaris Wide Track	1999	YTX24HL-BS, Y50-N18L-A-CX	CT 1220, EPS 1220
Polaris	Polaris Wide Trak	1999	YTX24HL-BS, Y50-N18L-A-CX	CT 1220, EPS 1220
Polaris	Polaris Wide Track	1998	YTX24HL-BS, Y50-N18L-A-CX	CT 1220, EPS 1220
Polaris	Polaris Wide Trak	1998	YTX24HL-BS, Y50-N18L-A-CX	CT 1220, EPS 1220
Polaris	Polaris All EFI (RXL, 500 EFI)	1997	YB9A-A	CT 1210
Polaris	Polaris Wide Trak	1997	YTX24HL-BS, Y50-N18L-A-CX	CT 1220, EPS 1220
Polaris	Polaris Wide Track	1997	YTX24HL-BS, Y50-N18L-A-CX	CT 1220, EPS 1220
Polaris	Polaris All EFI (RXL, 500 EFI)	1996	YB9A-A	CT 1210
Polaris	Polaris Wide Track	1996	YTX24HL-BS, Y50-N18L-A-CX	CT 1220, EPS 1220
Polaris	Polaris Wide Trak	1996	YTX24HL-BS, Y50-N18L-A-CX	CT 1220, EPS 1220
Polaris	Polaris All EFI (RXL, 500 EFI)	1995	YB9A-A	CT 1210
Polaris	Polaris Wide Trak	1995	YTX24HL-BS, Y50-N18L-A-CX	CT 1220, EPS 1220
Polaris	Polaris Wide Track	1995	YTX24HL-BS, Y50-N18L-A-CX	CT 1220, EPS 1220
Polaris	Polaris All EFI (RXL, 500 EFI)	1994	YB9A-A	CT 1210
Polaris	Polaris Wide Trak	1994	YTX24HL-BS, Y50-N18L-A-CX	CT 1220, EPS 1220
Polaris	Polaris Wide Track	1994	YTX24HL-BS, Y50-N18L-A-CX	CT 1220, EPS 1220
Polaris	Polaris All EFI (RXL, 500 EFI)	1993	YB9A-A	CT 1210
Polaris	Polaris Wide Track	1993	YTX24HL-BS, Y50-N18L-A-CX	CT 1220, EPS 1220
Polaris	Polaris Wide Trak	1993	YTX24HL-BS, Y50-N18L-A-CX	CT 1220, EPS 1220
Polaris	Polaris All Electric Start Kits	1993	YTX24HL-BS, Y50-N18L-A-CX	CT 1220, EPS 1220
Polaris	Polaris Wide Track	1992	YTX24HL-BS, Y50-N18L-A-CX	CT 1220, EPS 1220
Polaris	Polaris All Electric Start Kits	1992	YTX24HL-BS, Y50-N18L-A-CX	CT 1220, EPS 1220
Polaris	Polaris Wide Trak	1992	YTX24HL-BS, Y50-N18L-A-CX	CT 1220, EPS 1220
Polaris	Polaris Wide Trak	1991	YTX24HL-BS, Y50-N18L-A-CX	CT 1220, EPS 1220
Polaris	Polaris Wide Track	1991	YTX24HL-BS, Y50-N18L-A-CX	CT 1220, EPS 1220
Polaris	Polaris All Electric Start Kits	1991	YTX24HL-BS, Y50-N18L-A-CX	CT 1220, EPS 1220
Polaris	Polaris Indy, Indy Trail	1991	YTX24HL-BS, Y50-N18L-A-CX	CT 1220, EPS 1220
Polaris	Polaris Sprint (Electric Start)	1990	53030	CT 1230, EPS 1230
Polaris	Polaris Indy, Indy Trail	1990	YTX24HL-BS, Y50-N18L-A-CX	CT 1220, EPS 1220
Polaris	Polaris Wide Track	1990	YTX24HL-BS, Y50-N18L-A-CX	CT 1220, EPS 1220
Polaris	Polaris All Electric Start Kits	1990	YTX24HL-BS, Y50-N18L-A-CX	CT 1220, EPS 1220
Polaris	Polaris Wide Trak	1990	YTX24HL-BS, Y50-N18L-A-CX	CT 1220, EPS 1220
Polaris	Polaris Sprint (Electric Start)	1989	53030	CT 1230, EPS 1230
Polaris	Polaris Wide Trak	1989	YTX24HL-BS, Y50-N18L-A-CX	CT 1220, EPS 1220
Polaris	Polaris Indy, Indy Trail	1989	YTX24HL-BS, Y50-N18L-A-CX	CT 1220, EPS 1220
Polaris	Polaris All Electric Start Kits	1989	YTX24HL-BS, Y50-N18L-A-CX	CT 1220, EPS 1220
Polaris	Polaris Wide Track	1989	YTX24HL-BS, Y50-N18L-A-CX	CT 1220, EPS 1220
Polaris	Polaris Sprint (Electric Start)	1988	53030	CT 1230, EPS 1230
Polaris	Polaris Indy, Indy Trail	1988	YTX24HL-BS, Y50-N18L-A-CX	CT 1220, EPS 1220
Polaris	Polaris All Electric Start Kits	1988	YTX24HL-BS, Y50-N18L-A-CX	CT 1220, EPS 1220
Polaris	Polaris Sprint (Electric Start)	1987	53030	CT 1230, EPS 1230
Polaris	Polaris Indy, Indy Trail	1987	YTX24HL-BS, Y50-N18L-A-CX	CT 1220, EPS 1220
Polaris	Polaris All Electric Start Kits	1987	YTX24HL-BS, Y50-N18L-A-CX	CT 1220, EPS 1220
Polaris	Polaris Sprint (Electric Start)	1986	53030	CT 1230, EPS 1230
Polaris	Polaris All Electric Start Kits	1986	YTX24HL-BS, Y50-N18L-A-CX	CT 1220, EPS 1220

МАРКА	МОДЕЛЬ СНЕГОХОДА	ДАТА ВЫПУСКА	СООТВЕТСТВИЕ JIS-КОДУ	МОДЕЛЬ DELTA
Polaris	Polaris Indy, Indy Trail	1986	YTX24HL-BS, Y50-N18L-A-CX	CT 1220, EPS 1220
Polaris	Polaris All Electric Start Kits	1985	YTX24HL-BS, Y50-N18L-A-CX	CT 1220, EPS 1220
Polaris	Polaris Indy, Indy Trail	1985	YTX24HL-BS, Y50-N18L-A-CX	CT 1220, EPS 1220
Polaris	Polaris Indy, Indy Trail	1984	YTX24HL-BS, Y50-N18L-A-CX	CT 1220, EPS 1220
<b>STELS</b>				
STELS	S600 Ермак		YTX20HL-BS, YTX20L-BS	CT 12201, EPS 12201
STELS	S600L Ермак		YTX20HL-BS, YTX20L-BS	CT 12201, EPS 12201
STELS	Viking S600 ST		YTX20HL-BS, YTX20L-BS	CT 12201, EPS 12201
STELS	Viking S600		YTX20HL-BS, YTX20L-BS	CT 12201, EPS 12201
STELS	800L Ермак		YTX20HL-BS, YTX20L-BS	CT 12201, EPS 12201
STELS	Viking S800 Росомаха		YTX20HL-BS, YTX20L-BS	CT 12201, EPS 12201
STELS	Viking S800 Viking		YTX20HL-BS, YTX20L-BS	CT 12201, EPS 12201
<b>YAMAHA</b>				
Yamaha	RS Venture	2020	GYZ20HL, YTX20HL-BS, YTX20L-BS	CT 12201, EPS 12201
Yamaha	VK Professional II	2020	GYZ20HL, YTX20HL-BS, YTX20L-BS	CT 12201, EPS 12201
Yamaha	VK540	2020	YB16AL-A2	CT 1216
Yamaha	Sidewinder (All Models)	2019	GYZ20H, YTX20H-BS	CT 1218, EPS 1218
Yamaha	SR VIPER L/M/R/S/X	2019	GYZ20H, YTX20H-BS, YTX20-BS	CT 1218, EPS 1218
Yamaha	VK Professional II	2019	GYZ20HL, YTX20HL-BS, YTX20L-BS	CT 12201, EPS 12201
Yamaha	RS Venture	2019	GYZ20HL, YTX20HL-BS, YTX20L-BS	CT 12201, EPS 12201
Yamaha	VK540	2019	YB16AL-A2	CT 1216
Yamaha	SXR2 Sno-Scoot	2019	YTX7L-BS	CT 1207.1
Yamaha	Phazer, All Models	2018	GYZ16H, YTX14H-BS, YTX14-BS	CT 1214, EPS 1214
Yamaha	Apex	2018	GYZ16H, YTX14H-BS, YTX14-BS	CT 1214, EPS 1214
Yamaha	Venture Lite, MP, RS	2018	GYZ16H, YTX14H-BS, YTX14-BS	CT 1214, EPS 1214
Yamaha	Sidewinder (All Models)	2018	GYZ20H, YTX20H-BS	CT 1218, EPS 1218
Yamaha	SR VIPER L/M/R/S/X	2018	GYZ20H, YTX20H-BS, YTX20-BS	CT 1218, EPS 1218
Yamaha	VK Professional II	2018	GYZ20HL, YTX20HL-BS, YTX20L-BS	CT 12201, EPS 12201
Yamaha	(RS) Vector all models	2018	GYZ20HL, YTX20HL-BS, YTX20L-BS	CT 12201, EPS 12201
Yamaha	RS Venture	2018	GYZ20HL, YTX20HL-BS, YTX20L-BS	CT 12201, EPS 12201
Yamaha	VK540	2018	YB16AL-A2	CT 1216
Yamaha	Phazer, All Models	2017	GYZ16H, YTX14H-BS, YTX14-BS	CT 1214, EPS 1214
Yamaha	Venture Lite, MP, RS	2017	GYZ16H, YTX14H-BS, YTX14-BS	CT 1214, EPS 1214
Yamaha	Apex	2017	GYZ16H, YTX14H-BS, YTX14-BS	CT 1214, EPS 1214
Yamaha	Sidewinder (All Models)	2017	GYZ20H, YTX20H-BS	CT 1218, EPS 1218
Yamaha	SR VIPER L/M/R/S/X	2017	GYZ20H, YTX20H-BS, YTX20-BS	CT 1218, EPS 1218
Yamaha	(RS) Vector all models	2017	GYZ20HL, YTX20HL-BS, YTX20L-BS	CT 12201, EPS 12201
Yamaha	RS Venture	2017	GYZ20HL, YTX20HL-BS, YTX20L-BS	CT 12201, EPS 12201
Yamaha	VK Professional II	2017	GYZ20HL, YTX20HL-BS, YTX20L-BS	CT 12201, EPS 12201
Yamaha	Venture Lite, MP, RS	2016	GYZ16H, YTX14H-BS, YTX14-BS	CT 1214, EPS 1214
Yamaha	Phazer, All Models	2016	GYZ16H, YTX14H-BS, YTX14-BS	CT 1214, EPS 1214
Yamaha	Apex	2016	GYZ16H, YTX14H-BS, YTX14-BS	CT 1214, EPS 1214
Yamaha	SR VIPER L/M/R/S/X	2016	GYZ20H, YTX20H-BS, YTX20-BS	CT 1218, EPS 1218
Yamaha	(RS) Vector all models	2016	GYZ20HL, YTX20HL-BS, YTX20L-BS	CT 12201, EPS 12201
Yamaha	RS Venture	2016	GYZ20HL, YTX20HL-BS, YTX20L-BS	CT 12201, EPS 12201
Yamaha	VK Professional II	2016	GYZ20HL, YTX20HL-BS, YTX20L-BS	CT 12201, EPS 12201
Yamaha	Apex	2015	GYZ16H, YTX14H-BS, YTX14-BS	CT 1214, EPS 1214
Yamaha	Phazer, All Models	2015	GYZ16H, YTX14H-BS, YTX14-BS	CT 1214, EPS 1214
Yamaha	Venture Lite, MP, RS	2015	GYZ16H, YTX14H-BS, YTX14-BS	CT 1214, EPS 1214
Yamaha	SR VIPER L/M/R/S/X	2015	GYZ20H, YTX20H-BS, YTX20-BS	CT 1218, EPS 1218
Yamaha	RS Viking Professional, VK Pro	2015	GYZ20HL, YTX20HL-BS, YTX20L-BS	CT 12201, EPS 12201
Yamaha	(RS) Vector all models	2015	GYZ20HL, YTX20HL-BS, YTX20L-BS	CT 12201, EPS 12201
Yamaha	RS Venture	2015	GYZ20HL, YTX20HL-BS, YTX20L-BS	CT 12201, EPS 12201
Yamaha	Apex	2014	GYZ16H, YTX14H-BS, YTX14-BS	CT 1214, EPS 1214
Yamaha	Phazer, All Models	2014	GYZ16H, YTX14H-BS, YTX14-BS	CT 1214, EPS 1214
Yamaha	Venture Lite, MP, RS	2014	GYZ16H, YTX14H-BS, YTX14-BS	CT 1214, EPS 1214

МАРКА	МОДЕЛЬ СНЕГОХОДА	ДАТА ВЫПУСКА	СООТВЕТСТВИЕ JIS-КОДУ	МОДЕЛЬ DELTA
Yamaha	SR VIPER L/M/R/S/X	2014	GYZ20H, YTX20H-BS, YTX20-BS	CT 1218, EPS 1218
Yamaha	RS Viking Professional, VK Pro	2014	GYZ20HL, YTX20HL-BS, YTX20L-BS	CT 12201, EPS 12201
Yamaha	RS Venture	2014	GYZ20HL, YTX20HL-BS, YTX20L-BS	CT 12201, EPS 12201
Yamaha	FX Nytro	2014	GYZ20HL, YTX20HL-BS, YTX20L-BS	CT 12201, EPS 12201
Yamaha	RS1000S, GT, RS	2014	GYZ20HL, YTX20HL-BS, YTX20L-BS	CT 12201, EPS 12201
Yamaha	(RS) Vector all models	2014	GYZ20HL, YTX20HL-BS, YTX20L-BS	CT 12201, EPS 12201
Yamaha	Apex	2013	GYZ16H, YTX14H-BS, YTX14-BS	CT 1214, EPS 1214
Yamaha	Phazer, All Models	2013	GYZ16H, YTX14H-BS, YTX14-BS	CT 1214, EPS 1214
Yamaha	Venture Lite, MP, RS	2013	GYZ16H, YTX14H-BS, YTX14-BS	CT 1214, EPS 1214
Yamaha	RS Venture	2013	GYZ20HL, YTX20HL-BS, YTX20L-BS	CT 12201, EPS 12201
Yamaha	RS1000S, GT, RS	2013	GYZ20HL, YTX20HL-BS, YTX20L-BS	CT 12201, EPS 12201
Yamaha	FX Nytro	2013	GYZ20HL, YTX20HL-BS, YTX20L-BS	CT 12201, EPS 12201
Yamaha	RS Viking Professional, VK Pro	2013	GYZ20HL, YTX20HL-BS, YTX20L-BS	CT 12201, EPS 12201
Yamaha	(RS) Vector all models	2013	GYZ20HL, YTX20HL-BS, YTX20L-BS	CT 12201, EPS 12201
Yamaha	Apex	2012	GYZ16H, YTX14H-BS, YTX14-BS	CT 1214, EPS 1214
Yamaha	Venture Lite, MP, RS	2012	GYZ16H, YTX14H-BS, YTX14-BS	CT 1214, EPS 1214
Yamaha	Phazer, All Models	2012	GYZ16H, YTX14H-BS, YTX14-BS	CT 1214, EPS 1214
Yamaha	RS1000S, GT, RS	2012	GYZ20HL, YTX20HL-BS, YTX20L-BS	CT 12201, EPS 12201
Yamaha	FX Nytro	2012	GYZ20HL, YTX20HL-BS, YTX20L-BS	CT 12201, EPS 12201
Yamaha	RS Venture	2012	GYZ20HL, YTX20HL-BS, YTX20L-BS	CT 12201, EPS 12201
Yamaha	RS Viking Professional, VK Pro	2012	GYZ20HL, YTX20HL-BS, YTX20L-BS	CT 12201, EPS 12201
Yamaha	(RS) Vector all models	2012	GYZ20HL, YTX20HL-BS, YTX20L-BS	CT 12201, EPS 12201
Yamaha	Apex	2011	GYZ16H, YTX14H-BS, YTX14-BS	CT 1214, EPS 1214
Yamaha	Venture Lite, MP, RS	2011	GYZ16H, YTX14H-BS, YTX14-BS	CT 1214, EPS 1214
Yamaha	Phazer, All Models	2011	GYZ16H, YTX14H-BS, YTX14-BS	CT 1214, EPS 1214
Yamaha	(RS) Vector all models	2011	GYZ20HL, YTX20HL-BS, YTX20L-BS	CT 12201, EPS 12201
Yamaha	RS Venture	2011	GYZ20HL, YTX20HL-BS, YTX20L-BS	CT 12201, EPS 12201
Yamaha	RS1000S, GT, RS	2011	GYZ20HL, YTX20HL-BS, YTX20L-BS	CT 12201, EPS 12201
Yamaha	FX Nytro	2011	GYZ20HL, YTX20HL-BS, YTX20L-BS	CT 12201, EPS 12201
Yamaha	RS Viking Professional, VK Pro	2011	GYZ20HL, YTX20HL-BS, YTX20L-BS	CT 12201, EPS 12201
Yamaha	Apex	2010	GYZ16H, YTX14H-BS, YTX14-BS	CT 1214, EPS 1214
Yamaha	Phazer, All Models	2010	GYZ16H, YTX14H-BS, YTX14-BS	CT 1214, EPS 1214
Yamaha	Venture Lite, MP, RS	2010	GYZ16H, YTX14H-BS, YTX14-BS	CT 1214, EPS 1214
Yamaha	RS Viking Professional, VK Pro	2010	GYZ20HL, YTX20HL-BS, YTX20L-BS	CT 12201, EPS 12201
Yamaha	(RS) Vector all models	2010	GYZ20HL, YTX20HL-BS, YTX20L-BS	CT 12201, EPS 12201
Yamaha	RS1000S, GT, RS	2010	GYZ20HL, YTX20HL-BS, YTX20L-BS	CT 12201, EPS 12201
Yamaha	FX Nytro	2010	GYZ20HL, YTX20HL-BS, YTX20L-BS	CT 12201, EPS 12201
Yamaha	RS Venture	2010	GYZ20HL, YTX20HL-BS, YTX20L-BS	CT 12201, EPS 12201
Yamaha	Phazer, All Models	2009	GYZ16H, YTX14H-BS, YTX14-BS	CT 1214, EPS 1214
Yamaha	Venture Lite, MP, RS	2009	GYZ16H, YTX14H-BS, YTX14-BS	CT 1214, EPS 1214
Yamaha	Apex	2009	GYZ16H, YTX14H-BS, YTX14-BS	CT 1214, EPS 1214
Yamaha	FX Nytro	2009	GYZ20HL, YTX20HL-BS, YTX20L-BS	CT 12201, EPS 12201
Yamaha	RS1000S, GT, RS	2009	GYZ20HL, YTX20HL-BS, YTX20L-BS	CT 12201, EPS 12201
Yamaha	(RS) Vector all models	2009	GYZ20HL, YTX20HL-BS, YTX20L-BS	CT 12201, EPS 12201
Yamaha	RS Viking Professional, VK Pro	2009	GYZ20HL, YTX20HL-BS, YTX20L-BS	CT 12201, EPS 12201
Yamaha	RS Venture	2009	GYZ20HL, YTX20HL-BS, YTX20L-BS	CT 12201, EPS 12201
Yamaha	Venture Lite, MP, RS	2008	GYZ16H, YTX14H-BS, YTX14-BS	CT 1214, EPS 1214
Yamaha	Phazer, All Models	2008	GYZ16H, YTX14H-BS, YTX14-BS	CT 1214, EPS 1214
Yamaha	Apex	2008	GYZ16H, YTX14H-BS, YTX14-BS	CT 1214, EPS 1214
Yamaha	(RS) Vector all models	2008	GYZ20HL, YTX20HL-BS, YTX20L-BS	CT 12201, EPS 12201
Yamaha	RS Viking Professional, VK Pro	2008	GYZ20HL, YTX20HL-BS, YTX20L-BS	CT 12201, EPS 12201
Yamaha	RS Venture	2008	GYZ20HL, YTX20HL-BS, YTX20L-BS	CT 12201, EPS 12201
Yamaha	FX Nytro	2008	GYZ20HL, YTX20HL-BS, YTX20L-BS	CT 12201, EPS 12201
Yamaha	RS1000S, GT, RS	2008	GYZ20HL, YTX20HL-BS, YTX20L-BS	CT 12201, EPS 12201
Yamaha	Phazer, All Models	2007	GYZ16H, YTX14H-BS, YTX14-BS	CT 1214, EPS 1214
Yamaha	Attak, GT	2007	GYZ16H, YTX14H-BS, YTX14-BS	CT 1214, EPS 1214
Yamaha	Apex	2007	GYZ16H, YTX14H-BS, YTX14-BS	CT 1214, EPS 1214



МАРКА	МОДЕЛЬ СНЕГОХОДА	ДАТА ВЫПУСКА	СООТВЕТСТВИЕ JIS-КОДУ	МОДЕЛЬ DELTA
Yamaha	Venture Lite, MP, RS	2007	GYZ16H, YTX14H-BS, YTX14-BS	CT 1214, EPS 1214
Yamaha	RS Viking Professional, VK Pro	2007	GYZ20HL, YTX20HL-BS, YTX20L-BS	CT 12201, EPS 12201
Yamaha	(RS) Vector all models	2007	GYZ20HL, YTX20HL-BS, YTX20L-BS	CT 12201, EPS 12201
Yamaha	RS1000S, GT, RS	2007	GYZ20HL, YTX20HL-BS, YTX20L-BS	CT 12201, EPS 12201
Yamaha	Nytro	2007	GYZ20HL, YTX20HL-BS, YTX20L-BS	CT 12201, EPS 12201
Yamaha	RS Venture	2007	GYZ20HL, YTX20HL-BS, YTX20L-BS	CT 12201, EPS 12201
Yamaha	Attak, GT	2006	GYZ16H, YTX14H-BS, YTX14-BS	CT 1214, EPS 1214
Yamaha	Apex	2006	GYZ16H, YTX14H-BS, YTX14-BS	CT 1214, EPS 1214
Yamaha	(RS) Vector all models	2006	GYZ20HL, YTX20HL-BS, YTX20L-BS	CT 12201, EPS 12201
Yamaha	RS Venture	2006	GYZ20HL, YTX20HL-BS, YTX20L-BS	CT 12201, EPS 12201
Yamaha	Nytro	2006	GYZ20HL, YTX20HL-BS, YTX20L-BS	CT 12201, EPS 12201
Yamaha	RS Viking Professional, VK Pro	2006	GYZ20HL, YTX20HL-BS, YTX20L-BS	CT 12201, EPS 12201
Yamaha	RS1000S, GT, RS	2006	GYZ20HL, YTX20HL-BS, YTX20L-BS	CT 12201, EPS 12201
Yamaha	VT600 Venture 600	2006	YTX24HL-BS, Y50-N18L-A-CX	CT 1220, EPS 1220
Yamaha	SXV700ER SXViper ER	2005	GYZ20H, YTX24HL-BS, Y50-N18L-A-CX	CT 1220, EPS 1220
Yamaha	RS Venture	2005	GYZ20HL, YTX20HL-BS, YTX20L-BS	CT 12201, EPS 12201
Yamaha	(RS) Vector all models	2005	GYZ20HL, YTX20HL-BS, YTX20L-BS	CT 12201, EPS 12201
Yamaha	RX1000R RX (All Models)	2005	GYZ20HL, YTX20HL-BS, YTX20L-BS	CT 12201, EPS 12201
Yamaha	VK540E, M, II, III	2005	YB16AL-A2	CT 1216
Yamaha	VT600 Venture 600	2005	YTX24HL-BS, Y50-N18L-A-CX	CT 1220, EPS 1220
Yamaha	SXV700ER SXViper ER	2004	GYZ20H, YTX24HL-BS, Y50-N18L-A-CX	CT 1220, EPS 1220
Yamaha	RX1000R RX (All Models)	2004	GYZ20HL, YTX20HL-BS, YTX20L-BS	CT 12201, EPS 12201
Yamaha	VK540E, M, II, III	2004	YB16AL-A2	CT 1216
Yamaha	VT600 Venture 600	2004	YTX24HL-BS, Y50-N18L-A-CX	CT 1220, EPS 1220
Yamaha	VT700 Venture 700	2004	YTX24HL-BS, Y50-N18L-A-CX	CT 1220, EPS 1220
Yamaha	SXV700ER SXViper ER	2003	GYZ20H, YTX24HL-BS, Y50-N18L-A-CX	CT 1220, EPS 1220
Yamaha	VX600ER Vmax 600 ER	2003	GYZ20H, YTX24HL-BS, Y50-N18L-A-CX	CT 1220, EPS 1220
Yamaha	RX1000R RX (All Models)	2003	GYZ20HL, YTX20HL-BS, YTX20L-BS	CT 12201, EPS 12201
Yamaha	VK540E, M, II, III	2003	YB16AL-A2	CT 1216
Yamaha	VT700 Venture 700	2003	YTX24HL-BS, Y50-N18L-A-CX	CT 1220, EPS 1220
Yamaha	VT600 Venture 600	2003	YTX24HL-BS, Y50-N18L-A-CX	CT 1220, EPS 1220
Yamaha	SXV700ER SXViper ER	2002	GYZ20H, YTX24HL-BS, Y50-N18L-A-CX	CT 1220, EPS 1220
Yamaha	VX600ER Vmax 600 ER	2002	GYZ20H, YTX24HL-BS, Y50-N18L-A-CX	CT 1220, EPS 1220
Yamaha	VX700ER Vmax 700 ER	2002	GYZ20H, YTX24HL-BS, Y50-N18L-A-CX	CT 1220, EPS 1220
Yamaha	VK540E, M, II, III	2002	YB16AL-A2	CT 1216
Yamaha	VT700 Venture 700	2002	YTX24HL-BS, Y50-N18L-A-CX	CT 1220, EPS 1220
Yamaha	VT600 Venture 600	2002	YTX24HL-BS, Y50-N18L-A-CX	CT 1220, EPS 1220
Yamaha	VX700ER Vmax 700 ER	2001	GYZ20H, YTX24HL-BS, Y50-N18L-A-CX	CT 1220, EPS 1220
Yamaha	VK540E, M, II, III	2001	YB16AL-A2	CT 1216
Yamaha	VT500 Venture 500	2001	YB16AL-A2	CT 1216
Yamaha	VX500E, F, DX, ST Vmax	2001	YB16AL-A2	CT 1216
Yamaha	VX600DX Vmax 600 Deluxe	2001	YTX24HL-BS, Y50-N18L-A-CX	CT 1220, EPS 1220
Yamaha	VT700 Venture 700	2001	YTX24HL-BS, Y50-N18L-A-CX	CT 1220, EPS 1220
Yamaha	VT600 Venture 600	2001	YTX24HL-BS, Y50-N18L-A-CX	CT 1220, EPS 1220
Yamaha	VK540E, M, II, III	2000	YB16AL-A2	CT 1216
Yamaha	VT500 Venture 500	2000	YB16AL-A2	CT 1216
Yamaha	VT500 Venture 500 XL	2000	YB16AL-A2	CT 1216
Yamaha	VX500E, F, DX, ST Vmax	2000	YB16AL-A2	CT 1216
Yamaha	CS340 Ovation Deluxe/LE	2000	YTX14AHL-BS, YB14L-A2	CT 1214.1
Yamaha	VT700 Venture 700	2000	YTX24HL-BS, Y50-N18L-A-CX	CT 1220, EPS 1220
Yamaha	VX600DX Vmax 600 Deluxe	2000	YTX24HL-BS, Y50-N18L-A-CX	CT 1220, EPS 1220
Yamaha	VT600 Venture 600	2000	YTX24HL-BS, Y50-N18L-A-CX	CT 1220, EPS 1220
Yamaha	VX700DX Vmax 700 Deluxe	2000	YTX24HL-BS, Y50-N18L-A-CX	CT 1220, EPS 1220
Yamaha	VT500 Venture 500 XL	1999	YB16AL-A2	CT 1216
Yamaha	VT500 Venture 500	1999	YB16AL-A2	CT 1216
Yamaha	VK540E, M, II, III	1999	YB16AL-A2	CT 1216
Yamaha	VX500E, F, DX, ST Vmax	1999	YB16AL-A2	CT 1216

МАРКА	МОДЕЛЬ СНЕГОХОДА	ДАТА ВЫПУСКА	СООТВЕТСТВИЕ JIS-КОДУ	МОДЕЛЬ DELTA
Yamaha	CS340 Ovation Deluxe/LE	1999	YTX14AHL-BS, YB14L-A2	CT 1214.1
Yamaha	VT600 Venture 600	1999	YTX24HL-BS, Y50-N18L-A-CX	CT 1220, EPS 1220
Yamaha	VX700DX Vmax 700 Deluxe	1999	YTX24HL-BS, Y50-N18L-A-CX	CT 1220, EPS 1220
Yamaha	VT700 Venture 700	1999	YTX24HL-BS, Y50-N18L-A-CX	CT 1220, EPS 1220
Yamaha	VX600DX Vmax 600 Deluxe	1999	YTX24HL-BS, Y50-N18L-A-CX	CT 1220, EPS 1220
Yamaha	VX600XTC Vmax 600 XTC	1998	YB16AL-A2	CT 1216
Yamaha	VT500 Venture 500	1998	YB16AL-A2	CT 1216
Yamaha	VT600 Venture 600	1998	YB16AL-A2	CT 1216
Yamaha	VK540E, M, II, III	1998	YB16AL-A2	CT 1216
Yamaha	VX500E, F, DX, ST Vmax	1998	YB16AL-A2	CT 1216
Yamaha	CS340 Ovation Deluxe/LE	1998	YTX14AHL-BS, YB14L-A2	CT 1214.1
Yamaha	PZ480E Phazer II LE, SS	1998	YTX14AHL-BS, YB14L-A2	CT 1214.1
Yamaha	VT480TR Venture TR Electric	1998	YTX14AHL-BS, YB14L-A2	CT 1214.1
Yamaha	VX700XTCD Vmax 700 XTC Deluxe	1998	YTX24HL-BS, Y50-N18L-A-CX	CT 1220, EPS 1220
Yamaha	VT700 Venture 700	1998	YTX24HL-BS, Y50-N18L-A-CX	CT 1220, EPS 1220
Yamaha	VK540E, M, II, III	1997	YB16AL-A2	CT 1216
Yamaha	VX600XTC Vmax 600 XTC	1997	YB16AL-A2	CT 1216
Yamaha	VT500 Venture 500	1997	YB16AL-A2	CT 1216
Yamaha	VX500E, F, DX, ST Vmax	1997	YB16AL-A2	CT 1216
Yamaha	VT600 Venture 600	1997	YB16AL-A2	CT 1216
Yamaha	CS340 Ovation Deluxe/LE	1997	YTX14AHL-BS, YB14L-A2	CT 1214.1
Yamaha	PZ480E Phazer II LE, SS	1997	YTX14AHL-BS, YB14L-A2	CT 1214.1
Yamaha	VT480 Venture XL	1997	YTX14AHL-BS, YB14L-A2	CT 1214.1
Yamaha	VX600E/DX Vmax 600 LE/DX	1996	YB16AL-A2	CT 1216
Yamaha	VX500E, F, DX, ST Vmax	1996	YB16AL-A2	CT 1216
Yamaha	VK540E, M, II, III	1996	YB16AL-A2	CT 1216
Yamaha	PZ480E Phazer II LE, SS	1996	YTX14AHL-BS, YB14L-A2	CT 1214.1
Yamaha	CS340 Ovation Deluxe/LE	1996	YTX14AHL-BS, YB14L-A2	CT 1214.1
Yamaha	VT480 Venture XL	1996	YTX14AHL-BS, YB14L-A2	CT 1214.1
Yamaha	VX500E, F, DX, ST Vmax	1995	YB16AL-A2	CT 1216
Yamaha	VK540E, M, II, III	1995	YB16AL-A2	CT 1216
Yamaha	VX600E/DX Vmax 600 LE/DX	1995	YB16AL-A2	CT 1216
Yamaha	PZ480E Phazer II LE, SS	1995	YTX14AHL-BS, YB14L-A2	CT 1214.1
Yamaha	CS340 Ovation Deluxe/LE	1995	YTX14AHL-BS, YB14L-A2	CT 1214.1
Yamaha	VT480 Venture XL	1995	YTX14AHL-BS, YB14L-A2	CT 1214.1
Yamaha	VX500E, F, DX, ST Vmax	1994	YB16AL-A2	CT 1216
Yamaha	VK540E, M, II, III	1994	YB16AL-A2	CT 1216
Yamaha	VX600E/DX Vmax 600 LE/DX	1994	YB16AL-A2	CT 1216
Yamaha	VT480 Venture XL	1994	YTX14AHL-BS, YB14L-A2	CT 1214.1
Yamaha	PZ480E Phazer II LE, SS	1994	YTX14AHL-BS, YB14L-A2	CT 1214.1
Yamaha	CS340 Ovation Deluxe/LE	1994	YTX14AHL-BS, YB14L-A2	CT 1214.1
Yamaha	EX570E Exciter, II LE, Deluxe	1993	YB16AL-A2	CT 1216
Yamaha	VK540E, M, II, III	1993	YB16AL-A2	CT 1216
Yamaha	CS340 Ovation Deluxe/LE	1993	YTX14AHL-BS, YB14L-A2	CT 1214.1
Yamaha	VT480 Venture XL	1993	YTX14AHL-BS, YB14L-A2	CT 1214.1
Yamaha	VT480 Venture GT	1993	YTX14AHL-BS, YB14L-A2	CT 1214.1
Yamaha	PZ480E Phazer II LE, SS	1993	YTX14AHL-BS, YB14L-A2	CT 1214.1
Yamaha	VK540E, M, II, III	1992	YB16AL-A2	CT 1216
Yamaha	EX570E Exciter, II LE, Deluxe	1992	YB16AL-A2	CT 1216
Yamaha	CS340 Ovation Deluxe/LE	1992	YTX14AHL-BS, YB14L-A2	CT 1214.1
Yamaha	VT480 Venture GT	1992	YTX14AHL-BS, YB14L-A2	CT 1214.1
Yamaha	PZ480E Phazer II LE, SS	1992	YTX14AHL-BS, YB14L-A2	CT 1214.1
Yamaha	VT480 Venture XL	1992	YTX14AHL-BS, YB14L-A2	CT 1214.1
Yamaha	EX570E Exciter, II LE, Deluxe	1991	YB16AL-A2	CT 1216
Yamaha	VK540E, M, II, III	1991	YB16AL-A2	CT 1216
Yamaha	SV125E Sno-Sport	1991	YTX14AHL-BS, YB14L-A2	CT 1214.1
Yamaha	VT480 Venture XL	1991	YTX14AHL-BS, YB14L-A2	CT 1214.1

МАРКА	МОДЕЛЬ СНЕГОХОДА	ДАТА ВЫПУСКА	СООТВЕТСТВИЕ JIS-КОДУ	МОДЕЛЬ DELTA
Yamaha	PZ480E Phazer II LE, SS	1991	YTX14AHL-BS, YB14L-A2	CT 1214.1
Yamaha	CS340 Ovation Deluxe/LE	1991	YTX14AHL-BS, YB14L-A2	CT 1214.1
Yamaha	CF300 Inviter	1990	YB16AL-A2	CT 1216
Yamaha	VK540E, M, II, III	1990	YB16AL-A2	CT 1216
Yamaha	XL540 XLV	1990	YB16AL-A2	CT 1216
Yamaha	EX570E Exciter, II LE, Deluxe	1990	YB16AL-A2	CT 1216
Yamaha	CS340 Ovation Deluxe/LE	1990	YTX14AHL-BS, YB14L-A2	CT 1214.1
Yamaha	SV125E Sno-Sport	1990	YTX14AHL-BS, YB14L-A2	CT 1214.1
Yamaha	PZ480E Phazer II LE, SS	1990	YTX14AHL-BS, YB14L-A2	CT 1214.1
Yamaha	EX570E Exciter, II LE, Deluxe	1989	YB16AL-A2	CT 1216
Yamaha	XL540 XLV	1989	YB16AL-A2	CT 1216
Yamaha	CF300 Inviter	1989	YB16AL-A2	CT 1216
Yamaha	VK540E, M, II, III	1989	YB16AL-A2	CT 1216
Yamaha	PZ480E Phazer Deluxe	1989	YTX14AHL-BS, YB14L-A2	CT 1214.1
Yamaha	CS340 Ovation Deluxe/LE	1989	YTX14AHL-BS, YB14L-A2	CT 1214.1
Yamaha	CF300 Inviter	1988	YB16AL-A2	CT 1216
Yamaha	VK540E, M, II, III	1988	YB16AL-A2	CT 1216
Yamaha	EX570E Exciter, II LE, Deluxe	1988	YB16AL-A2	CT 1216
Yamaha	XL540 XLV	1988	YB16AL-A2	CT 1216
Yamaha	PZ480E Phazer Deluxe	1988	YTX14AHL-BS, YB14L-A2	CT 1214.1
Yamaha	EC340 Excel III	1988	YTX14AHL-BS, YB14L-A2	CT 1214.1
Yamaha	XL540 XLV	1987	YB16AL-A2	CT 1216
Yamaha	CF300 Inviter	1987	YB16AL-A2	CT 1216
Yamaha	EC340 Excel III	1987	YTX14AHL-BS, YB14L-A2	CT 1214.1
Yamaha	PZ480E Phazer Deluxe	1987	YTX14AHL-BS, YB14L-A2	CT 1214.1
Yamaha	CF300 Inviter	1986	YB16AL-A2	CT 1216
Yamaha	XL540 XLV	1986	YB16AL-A2	CT 1216
Yamaha	PZ480E Phazer Deluxe	1986	YTX14AHL-BS, YB14L-A2	CT 1214.1
Yamaha	EC340 Excel III	1986	YTX14AHL-BS, YB14L-A2	CT 1214.1
Yamaha	XL540 XLV	1985	YB16AL-A2	CT 1216
Yamaha	PZ480E Phazer Deluxe	1985	YTX14AHL-BS, YB14L-A2	CT 1214.1
Yamaha	EC340 Excel III	1985	YTX14AHL-BS, YB14L-A2	CT 1214.1
Yamaha	PZ480E Phazer Deluxe	1984	YTX14AHL-BS, YB14L-A2	CT 1214.1
Yamaha	EC340 Excel III	1984	YTX14AHL-BS, YB14L-A2	CT 1214.1
Yamaha	EC340 Excel III	1984	YTX14AHL-BS, YB14L-A2	CT 1214.1
Yamaha	EC340 Excel III	1983	YTX14AHL-BS, YB14L-A2	CT 1214.1
Yamaha	EC340 Excel III	1982	YTX14AHL-BS, YB14L-A2	CT 1214.1
Yamaha	EC340 Excel III	1981	YTX14AHL-BS, YB14L-A2	CT 1214.1
Yamaha	ET340E Enticer	1980	YTX14AHL-BS, YB14L-A2	CT 1214.1
Yamaha	EC540 Excel	1980	YTX24HL-BS, Y50-N18L-A-CX	CT 1220, EPS 1220
Yamaha	EC540 Excel	1979	YTX24HL-BS, Y50-N18L-A-CX	CT 1220, EPS 1220
Yamaha	ET340E Enticer	1979	YTX24HL-BS, Y50-N18L-A-CX	CT 1220, EPS 1220
РУССКАЯ МЕХАНИКА				
Русская Механика	TIKSY 250		YTX24HL-BS, Y50-N18L-A-CX, Y50-N18L-A	CT 1220, EPS 1220
Русская Механика	TIKSY 250 люкс		YTX24HL-BS, Y50-N18L-A-CX, Y50-N18L-A	CT 1220, EPS 1220
Русская Механика	Тайга Варяг 500		YTX24HL-BS, Y50-N18L-A-CX, Y50-N18L-A	CT 1220, EPS 1220
Русская Механика	Тауга Patrol 551 SWT		YTX24HL-BS, Y50-N18L-A-CX, Y50-N18L-A	CT 1220, EPS 1220
Русская Механика	Тауга Patrol 550 SWT		YTX24HL-BS, Y50-N18L-A-CX, Y50-N18L-A	CT 1220, EPS 1220
Русская Механика	Тайга Атака II		YTX24HL-BS, Y50-N18L-A-CX, Y50-N18L-A	CT 1220, EPS 1220
Русская Механика	Тайга Варяг 550 V		YTX24HL-BS, Y50-N18L-A-CX, Y50-N18L-A	CT 1220, EPS 1220
Русская Механика	Тайга Варяг 550		YTX24HL-BS, Y50-N18L-A-CX, Y50-N18L-A	CT 1220, EPS 1220

# ГИДРОЦИКЛЫ

МАРКА	МОДЕЛЬ ГИДРОЦИКЛА	ДАТА ВЫПУСКА	СООТВЕТСТВИЕ JIS-КОДУ	МОДЕЛЬ DELTA
<b>AQUA-JET</b>				
Aqua-Jet Co.	SX1	1991	YB16-B	CT 1218, EPS 1218
Aqua-Jet Co.	SX1	1990	YB16-B	CT 1218, EPS 1218
Aqua-Jet Co.	SX1	1989	YB16-B	CT 1218, EPS 1218
<b>ARCTIC CAT</b>				
Arctic Cat	Tiger Shark	1999	YTX14AHL-BS, SYB14L-A2	CT 1214.1
Arctic Cat	Tiger Shark	1998	YTX14AHL-BS, SYB14L-A2	CT 1214.1
Arctic Cat	Tiger Shark	1997	YTX14AHL-BS, SYB14L-A2	CT 1214.1
<b>BRP</b>				
BRP (Sea-Doo)	GTI 90	2020	GYZ20HL, YTX20HL-BS, YTX20L-BS	CT 12201, EPS 12201
BRP (Sea-Doo)	SPARK	2020	GYZ20HL, YTX20HL-BS, YTX20L-BS	CT 12201, EPS 12201
BRP (Sea-Doo)	GTI 90	2019	GYZ20HL, YTX20HL-BS, YTX20L-BS	CT 12201, EPS 12201
BRP (Sea-Doo)	SPARK	2019	GYZ20HL, YTX20HL-BS, YTX20L-BS	CT 12201, EPS 12201
BRP (Sea-Doo)	GTI, GTR, GTS, GTX, RXT, RXP, WAKE	2019	GYZ20HL, YTX20HL-BS, YTX20L-BS	CT 12201, EPS 12201
BRP (Sea-Doo)	GTI 90	2018	GYZ20HL, YTX20HL-BS, YTX20L-BS	CT 12201, EPS 12201
BRP (Sea-Doo)	GTI, GTR, GTS, GTX, RXT, RXP, WAKE	2018	GYZ20HL, YTX20HL-BS, YTX20L-BS	CT 12201, EPS 12201
BRP (Sea-Doo)	SPARK	2018	GYZ20HL, YTX20HL-BS, YTX20L-BS	CT 12201, EPS 12201
BRP (Sea-Doo)	SPARK	2017	GYZ20HL, YTX20HL-BS, YTX20L-BS	CT 12201, EPS 12201
BRP (Sea-Doo)	GTI, GTR, GTS, GTX, RXT, RXP, WAKE	2017	GYZ20HL, YTX20HL-BS, YTX20L-BS	CT 12201, EPS 12201
BRP (Sea-Doo)	SPARK	2016	GYZ20HL, YTX20HL-BS, YTX20L-BS	CT 12201, EPS 12201
BRP (Sea-Doo)	GTI, GTR, GTS, GTX, RXT, RXP, WAKE	2016	GYZ20HL, YTX20HL-BS, YTX20L-BS	CT 12201, EPS 12201
BRP (Sea-Doo)	SPARK	2015	GYZ20HL, YTX20HL-BS, YTX20L-BS	CT 12201, EPS 12201
BRP (Sea-Doo)	SPARK	2014	GYZ20HL, YTX20HL-BS, YTX20L-BS	CT 12201, EPS 12201
BRP (Sea-Doo)	All Models	1993	GYZ20HL, YTX20HL-PW, YTX20L-BS, YB16CL-B	CT 12201, EPS 12201
BRP (Sea-Doo)	All Models	1992	GYZ20HL, YTX20HL-PW, YTX20L-BS, YB16CL-B	CT 12201, EPS 12201
BRP (Sea-Doo)	All Models	1991	GYZ20HL, YTX20HL-PW, YTX20L-BS, YB16CL-B	CT 12201, EPS 12201
BRP (Sea-Doo)	All Models	1990	GYZ20HL, YTX20HL-PW, YTX20L-BS, YB16CL-B	CT 12201, EPS 12201
BRP (Sea-Doo)	All Models	1989	GYZ20HL, YTX20HL-PW, YTX20L-BS, YB16CL-B	CT 12201, EPS 12201

МАРКА	МОДЕЛЬ ГИДРОЦИКЛА	ДАТА ВЫПУСКА	СООТВЕТСТВИЕ JIS-КОДУ	МОДЕЛЬ DELTA
BRP (Sea-Doo)	All Models	1988	GYZ20HL, YTX20HL-PW, YTX20L-BS, YB16CL-B	CT 12201, EPS 12201
<b>HONDA</b>				
Honda AquaTrax	F-15, F-15X	2013	GYZ20HL, YTX20HL-BS, YTX20L-BS	CT 12201, EPS 12201
Honda AquaTrax	F-15, F-15X	2012	GYZ20HL, YTX20HL-BS, YTX20L-BS	CT 12201, EPS 12201
Honda AquaTrax	F-15, F-15X	2011	GYZ20HL, YTX20HL-BS, YTX20L-BS	CT 12201, EPS 12201
Honda AquaTrax	F-15, F-15X	2010	GYZ20HL, YTX20HL-BS, YTX20L-BS	CT 12201, EPS 12201
Honda AquaTrax	F-15, F-15X	2009	GYZ20HL, YTX20HL-BS, YTX20L-BS	CT 12201, EPS 12201
Honda AquaTrax	F/R-12, F/R-12X	2009	GYZ20HL, YTX20HL-BS, YTX20L-BS	CT 12201, EPS 12201
Honda AquaTrax	F-15, F-15X	2008	GYZ20HL, YTX20HL-BS, YTX20L-BS	CT 12201, EPS 12201
Honda AquaTrax	F/R-12, F/R-12X	2008	GYZ20HL, YTX20HL-BS, YTX20L-BS	CT 12201, EPS 12201
Honda AquaTrax	F/R-12, F/R-12X	2007	GYZ20HL, YTX20HL-BS, YTX20L-BS	CT 12201, EPS 12201
Honda AquaTrax	F-15, F-15X	2007	GYZ20HL, YTX20HL-BS, YTX20L-BS	CT 12201, EPS 12201
Honda AquaTrax	F-15, F-15X	2006	GYZ20HL, YTX20HL-BS, YTX20L-BS	CT 12201, EPS 12201
Honda AquaTrax	F/R-12, F/R-12X	2006	GYZ20HL, YTX20HL-BS, YTX20L-BS	CT 12201, EPS 12201
Honda AquaTrax	F/R-12, F/R-12X	2005	GYZ20HL, YTX20HL-BS, YTX20L-BS	CT 12201, EPS 12201
Honda AquaTrax	F-15, F-15X	2005	GYZ20HL, YTX20HL-BS, YTX20L-BS	CT 12201, EPS 12201
Honda AquaTrax	F/R-12, F/R-12X	2004	GYZ20HL, YTX20HL-BS, YTX20L-BS	CT 12201, EPS 12201
Honda AquaTrax	F-15, F-15X	2004	GYZ20HL, YTX20HL-BS, YTX20L-BS	CT 12201, EPS 12201
Honda AquaTrax	F/R-12, F/R-12X	2003	GYZ20HL, YTX20HL-BS, YTX20L-BS	CT 12201, EPS 12201
Honda AquaTrax	F-15, F-15X	2003	GYZ20HL, YTX20HL-BS, YTX20L-BS	CT 12201, EPS 12201
Honda AquaTrax	F/R-12, F/R-12X	2002	GYZ20HL, YTX20HL-BS, YTX20L-BS	CT 12201, EPS 12201
<b>KAWASAKI</b>				
Kawasaki	Jet Ski JT1500B, C, 250X, Ultra LX, 260(L)X, 300(L)X	2020	GYZ20HL, YTX20HL-BS, YTX20L-BS	CT 12201, EPS 12201
Kawasaki	Jet Ski Ultra 310, LX, R, X	2020	GYZ20HL, YTX20HL-BS, YTX20L-BS	CT 12201, EPS 12201
Kawasaki	Jet Ski SXR	2020	GYZ20HL, YTX20HL-BS, YTX20L-BS	CT 12201, EPS 12201
Kawasaki	Jet Ski JT1500-A, STX, STX-15F	2019	GYZ20HL, YTX20HL-BS, YTX20L-BS	CT 12201, EPS 12201
Kawasaki	Jet Ski JT1500B, C, 250X, Ultra LX, 260(L)X, 300(L)X	2019	GYZ20HL, YTX20HL-BS, YTX20L-BS	CT 12201, EPS 12201
Kawasaki	Jet Ski Ultra 310, LX, R, X	2019	GYZ20HL, YTX20HL-BS, YTX20L-BS	CT 12201, EPS 12201
Kawasaki	Jet Ski SXR	2019	GYZ20HL, YTX20HL-BS, YTX20L-BS	CT 12201, EPS 12201
Kawasaki	Jet Ski Ultra 310, LX, R, X	2018	GYZ20HL, YTX20HL-BS, YTX20L-BS	CT 12201, EPS 12201
Kawasaki	Jet Ski JT1500-A, STX, STX-15F	2018	GYZ20HL, YTX20HL-BS, YTX20L-BS	CT 12201, EPS 12201
Kawasaki	Jet Ski JT1500B, C, 250X, Ultra LX, 260(L)X, 300(L)X	2018	GYZ20HL, YTX20HL-BS, YTX20L-BS	CT 12201, EPS 12201
Kawasaki	Jet Ski SXR	2018	GYZ20HL, YTX20HL-BS, YTX20L-BS	CT 12201, EPS 12201
Kawasaki	Jet Ski Ultra 310, LX, R, X	2017	GYZ20HL, YTX20HL-BS, YTX20L-BS	CT 12201, EPS 12201
Kawasaki	Jet Ski JT1500-A, STX, STX-15F	2017	GYZ20HL, YTX20HL-BS, YTX20L-BS	CT 12201, EPS 12201
Kawasaki	Jet Ski SXR	2017	GYZ20HL, YTX20HL-BS, YTX20L-BS	CT 12201, EPS 12201
Kawasaki	Jet Ski JT1500B, C, 250X, Ultra LX, 260(L)X, 300(L)X	2017	GYZ20HL, YTX20HL-BS, YTX20L-BS	CT 12201, EPS 12201
Kawasaki	Jet Ski JT1500-A, STX, STX-15F	2016	GYZ20HL, YTX20HL-BS, YTX20L-BS	CT 12201, EPS 12201
Kawasaki	Jet Ski JT1500B, C, 250X, Ultra LX, 260(L)X, 300(L)X	2016	GYZ20HL, YTX20HL-BS, YTX20L-BS	CT 12201, EPS 12201
Kawasaki	Jet Ski Ultra 310, LX, R, X	2016	GYZ20HL, YTX20HL-BS, YTX20L-BS	CT 12201, EPS 12201
Kawasaki	Jet Ski JT1500-A, STX, STX-15F	2015	GYZ20HL, YTX20HL-BS, YTX20L-BS	CT 12201, EPS 12201
Kawasaki	Jet Ski Ultra 310, LX, R, X	2015	GYZ20HL, YTX20HL-BS, YTX20L-BS	CT 12201, EPS 12201
Kawasaki	Jet Ski JT1500B, C, 250X, Ultra LX, 260(L)X, 300(L)X	2015	GYZ20HL, YTX20HL-BS, YTX20L-BS	CT 12201, EPS 12201
Kawasaki	Jet Ski JT1500-A, STX, STX-15F	2014	GYZ20HL, YTX20HL-BS, YTX20L-BS	CT 12201, EPS 12201
Kawasaki	Jet Ski JT1500B, C, 250X, Ultra LX, 260(L)X, 300(L)X	2014	GYZ20HL, YTX20HL-BS, YTX20L-BS	CT 12201, EPS 12201
Kawasaki	Jet Ski Ultra 310, LX, R, X	2014	GYZ20HL, YTX20HL-BS, YTX20L-BS	CT 12201, EPS 12201
Kawasaki	Jet Ski JT1500-A, STX, STX-15F	2013	GYZ20HL, YTX20HL-BS, YTX20L-BS	CT 12201, EPS 12201
Kawasaki	Jet Ski JT1500B, C, 250X, Ultra LX, 260(L)X, 300(L)X	2013	GYZ20HL, YTX20HL-BS, YTX20L-BS	CT 12201, EPS 12201
Kawasaki	Jet Ski JS800 SX-R	2013	GYZ20HL, YTX20HL-BS, YTX20L-BS	CT 12201, EPS 12201

МАРКА	МОДЕЛЬ ГИДРОЦИКЛА	ДАТА ВЫПУСКА	СООТВЕТСТВИЕ JIS-КОДУ	МОДЕЛЬ DELTA
Kawasaki	Jet Ski JT1500B, C, 250X, Ultra LX, 260(L)X, 300(L)X	2012	GYZ20HL, YTX20HL-BS, YTX20L-BS	CT 12201, EPS 12201
Kawasaki	Jet Ski JS800 SX-R	2012	GYZ20HL, YTX20HL-BS, YTX20L-BS	CT 12201, EPS 12201
Kawasaki	Jet Ski JT1500-A, STX, STX-15F	2012	GYZ20HL, YTX20HL-BS, YTX20L-BS	CT 12201, EPS 12201
Kawasaki	Jet Ski JT1500B, C, 250X, Ultra LX, 260(L)X, 300(L)X	2011	GYZ20HL, YTX20HL-BS, YTX20L-BS	CT 12201, EPS 12201
Kawasaki	Jet Ski JS800 SX-R	2011	GYZ20HL, YTX20HL-BS, YTX20L-BS	CT 12201, EPS 12201
Kawasaki	Jet Ski JT1500-A, STX, STX-15F	2011	GYZ20HL, YTX20HL-BS, YTX20L-BS	CT 12201, EPS 12201
Kawasaki	Jet Ski JT1500-A, STX, STX-15F	2010	GYZ20HL, YTX20HL-BS, YTX20L-BS	CT 12201, EPS 12201
Kawasaki	Jet Ski JS800 SX-R	2010	GYZ20HL, YTX20HL-BS, YTX20L-BS	CT 12201, EPS 12201
Kawasaki	Jet Ski JT1500B, C, 250X, Ultra LX, 260(L)X, 300(L)X	2010	GYZ20HL, YTX20HL-BS, YTX20L-BS	CT 12201, EPS 12201
Kawasaki	Jet Ski JT1500-A, STX, STX-15F	2009	GYZ20HL, YTX20HL-BS, YTX20L-BS	CT 12201, EPS 12201
Kawasaki	Jet Ski JS800 SX-R	2009	GYZ20HL, YTX20HL-BS, YTX20L-BS	CT 12201, EPS 12201
Kawasaki	Jet Ski JT1500B, C, 250X, Ultra LX, 260(L)X, 300(L)X	2009	GYZ20HL, YTX20HL-BS, YTX20L-BS	CT 12201, EPS 12201
Kawasaki	Jet Ski JT1500B, C, 250X, Ultra LX, 260(L)X, 300(L)X	2008	GYZ20HL, YTX20HL-BS, YTX20L-BS	CT 12201, EPS 12201
Kawasaki	Jet Ski JS800 SX-R	2008	GYZ20HL, YTX20HL-BS, YTX20L-BS	CT 12201, EPS 12201
Kawasaki	Jet Ski JT1500-A, STX, STX-15F	2008	GYZ20HL, YTX20HL-BS, YTX20L-BS	CT 12201, EPS 12201
Kawasaki	Jet Ski JT1500B, C, 250X, Ultra LX, 260(L)X, 300(L)X	2007	GYZ20HL, YTX20HL-BS, YTX20L-BS	CT 12201, EPS 12201
Kawasaki	Jet Ski JS800 SX-R	2007	GYZ20HL, YTX20HL-BS, YTX20L-BS	CT 12201, EPS 12201
Kawasaki	Jet Ski JT1200-A-B, C, STX-R, STX-12F	2007	GYZ20HL, YTX20HL-BS, YTX20L-BS	CT 12201, EPS 12201
Kawasaki	Jet Ski JT1500-A, STX, STX-15F	2007	GYZ20HL, YTX20HL-BS, YTX20L-BS	CT 12201, EPS 12201
Kawasaki	Jet Ski JT1500-A, STX, STX-15F	2006	GYZ20HL, YTX20HL-BS, YTX20L-BS	CT 12201, EPS 12201
Kawasaki	Jet Ski JT1200-A-B, C, STX-R, STX-12F	2006	GYZ20HL, YTX20HL-BS, YTX20L-BS	CT 12201, EPS 12201
Kawasaki	Jet Ski JS800 SX-R	2006	GYZ20HL, YTX20HL-BS, YTX20L-BS	CT 12201, EPS 12201
Kawasaki	Jet Ski JT1500-A, STX, STX-15F	2005	GYZ20HL, YTX20HL-BS, YTX20L-BS	CT 12201, EPS 12201
Kawasaki	Jet Ski JS800 SX-R	2005	GYZ20HL, YTX20HL-BS, YTX20L-BS	CT 12201, EPS 12201
Kawasaki	Jet Ski JH1200-A, B Ultra 150	2005	GYZ20HL, YTX20HL-BS, YTX20L-BS	CT 12201, EPS 12201
Kawasaki	Jet Ski JT900 STS, STX	2005	GYZ20HL, YTX20HL-BS, YTX20L-BS	CT 12201, EPS 12201
Kawasaki	Jet Ski JT1200-A-B, C, STX-R, STX-12F	2005	GYZ20HL, YTX20HL-BS, YTX20L-BS	CT 12201, EPS 12201
Kawasaki	Jet Ski JH1200-A, B Ultra 150	2004	GYZ20HL, YTX20HL-BS, YTX20L-BS	CT 12201, EPS 12201
Kawasaki	Jet Ski JT1200-A-B, C, STX-R, STX-12F	2004	GYZ20HL, YTX20HL-BS, YTX20L-BS	CT 12201, EPS 12201
Kawasaki	Jet Ski JS800 SX-R	2004	GYZ20HL, YTX20HL-BS, YTX20L-BS	CT 12201, EPS 12201
Kawasaki	Jet Ski JT1500-A, STX, STX-15F	2004	GYZ20HL, YTX20HL-BS, YTX20L-BS	CT 12201, EPS 12201
Kawasaki	Jet Ski JT900 STS, STX	2004	GYZ20HL, YTX20HL-BS, YTX20L-BS	CT 12201, EPS 12201
Kawasaki	Jet Ski JH1100-B Ultra 130	2004	GYZ20HL, YTX20HL-BS, YTX20L-BS	CT 12201, EPS 12201
Kawasaki	Jet Ski JT1200-A-B, C, STX-R, STX-12F	2003	GYZ20HL, YTX20HL-BS, YTX20L-BS	CT 12201, EPS 12201
Kawasaki	Jet Ski JH1200-A, B Ultra 150	2003	GYZ20HL, YTX20HL-BS, YTX20L-BS	CT 12201, EPS 12201
Kawasaki	Jet Ski JH1100 ZXi	2003	GYZ20HL, YTX20HL-BS, YTX20L-BS	CT 12201, EPS 12201
Kawasaki	Jet Ski JS800 SX-R	2003	GYZ20HL, YTX20HL-BS, YTX20L-BS	CT 12201, EPS 12201
Kawasaki	Jet Ski JT1100 STX	2003	GYZ20HL, YTX20HL-BS, YTX20L-BS	CT 12201, EPS 12201
Kawasaki	Jet Ski JH1100-B Ultra 130	2003	GYZ20HL, YTX20HL-BS, YTX20L-BS	CT 12201, EPS 12201
Kawasaki	Jet Ski JT900 STS, STX	2003	GYZ20HL, YTX20HL-BS, YTX20L-BS	CT 12201, EPS 12201
Kawasaki	Jet Ski JS750 SXi, SXi Pro	2002	GYZ20HL, YTX20HL-BS, YTX20L-BS	CT 12201, EPS 12201
Kawasaki	Jet Ski JH1100 ZXi	2002	GYZ20HL, YTX20HL-BS, YTX20L-BS	CT 12201, EPS 12201
Kawasaki	Jet Ski JT1200-A-B, C, STX-R, STX-12F	2002	GYZ20HL, YTX20HL-BS, YTX20L-BS	CT 12201, EPS 12201
Kawasaki	Jet Ski JH1200-A, B Ultra 150	2002	GYZ20HL, YTX20HL-BS, YTX20L-BS	CT 12201, EPS 12201
Kawasaki	Jet Ski JH1100-B Ultra 130	2002	GYZ20HL, YTX20HL-BS, YTX20L-BS	CT 12201, EPS 12201
Kawasaki	Jet Ski JT1100 STX	2002	GYZ20HL, YTX20HL-BS, YTX20L-BS	CT 12201, EPS 12201
Kawasaki	Jet Ski JT900 STS, STX	2002	GYZ20HL, YTX20HL-BS, YTX20L-BS	CT 12201, EPS 12201

# #ДЕЛЬТА ЗАВОДИТ



МАРКА	МОДЕЛЬ ГИДРОЦИКЛА	ДАТА ВЫПУСКА	СООТВЕТСТВИЕ JIS-КОДУ	МОДЕЛЬ DELTA
Kawasaki	Jet Ski JS750 SXi, SXi Pro	2001	GYZ20HL, YTX20HL-BS, YTX20L-BS	CT 12201, EPS 12201
Kawasaki	Jet Ski JT900 STS, STX	2001	GYZ20HL, YTX20HL-BS, YTX20L-BS	CT 12201, EPS 12201
Kawasaki	Jet Ski JT1100 STX	2001	GYZ20HL, YTX20HL-BS, YTX20L-BS	CT 12201, EPS 12201
Kawasaki	Jet Ski JH1100-B Ultra 130	2001	GYZ20HL, YTX20HL-BS, YTX20L-BS	CT 12201, EPS 12201
Kawasaki	Jet Ski JH1100 ZXi	2001	GYZ20HL, YTX20HL-BS, YTX20L-BS	CT 12201, EPS 12201
Kawasaki	Jet Ski JH1200-A, B Ultra 150	2001	GYZ20HL, YTX20HL-BS, YTX20L-BS	CT 12201, EPS 12201
Kawasaki	Jet Ski JH1200-A, B Ultra 150	2000	GYZ20HL, YTX20HL-BS, YTX20L-BS	CT 12201, EPS 12201
Kawasaki	Jet Ski JT900 STS, STX	2000	GYZ20HL, YTX20HL-BS, YTX20L-BS	CT 12201, EPS 12201
Kawasaki	Jet Ski JT1100 STX	2000	GYZ20HL, YTX20HL-BS, YTX20L-BS	CT 12201, EPS 12201
Kawasaki	Jet Ski JS750 SXi, SXi Pro	2000	GYZ20HL, YTX20HL-BS, YTX20L-BS	CT 12201, EPS 12201
Kawasaki	Jet Ski JH1100 ZXi	2000	GYZ20HL, YTX20HL-BS, YTX20L-BS	CT 12201, EPS 12201
Kawasaki	Jet Ski JH1100 ZXi	1999	GYZ20HL, YTX20HL-BS, YTX20L-BS	CT 12201, EPS 12201
Kawasaki	Jet Ski JH1200-A, B Ultra 150	1999	GYZ20HL, YTX20HL-BS, YTX20L-BS	CT 12201, EPS 12201
Kawasaki	Jet Ski JT900 STS, STX	1999	GYZ20HL, YTX20HL-BS, YTX20L-BS	CT 12201, EPS 12201
Kawasaki	Jet Ski JH750 E1,F2,G1,G2	1999	GYZ20HL, YTX20HL-BS, YTX20L-BS	CT 12201, EPS 12201
Kawasaki	Jet Ski JS750 SXi, SXi Pro	1999	GYZ20HL, YTX20HL-BS, YTX20L-BS	CT 12201, EPS 12201
Kawasaki	Jet Ski JT1100 STX	1999	GYZ20HL, YTX20HL-BS, YTX20L-BS	CT 12201, EPS 12201
Kawasaki	Jet Ski JS750 SXi, SXi Pro	1998	GYZ20HL, YTX20HL-BS, YTX20L-BS	CT 12201, EPS 12201
Kawasaki	Jet Ski JT750 STS, STX	1998	GYZ20HL, YTX20HL-BS, YTX20L-BS	CT 12201, EPS 12201
Kawasaki	Jet Ski JH750 E1,F2,G1,G2	1998	GYZ20HL, YTX20HL-BS, YTX20L-BS	CT 12201, EPS 12201
Kawasaki	Jet Ski JH1100 ZXi	1998	GYZ20HL, YTX20HL-BS, YTX20L-BS	CT 12201, EPS 12201
Kawasaki	Jet Ski JT900 STS, STX	1998	GYZ20HL, YTX20HL-BS, YTX20L-BS	CT 12201, EPS 12201
Kawasaki	Jet Ski JT1100 STX	1998	GYZ20HL, YTX20HL-BS, YTX20L-BS	CT 12201, EPS 12201
Kawasaki	Jet Ski JH750 E1,F2,G1,G2	1997	GYZ20HL, YTX20HL-BS, YTX20L-BS	CT 12201, EPS 12201
Kawasaki	Jet Ski JT900 STS, STX	1997	GYZ20HL, YTX20HL-BS, YTX20L-BS	CT 12201, EPS 12201
Kawasaki	Jet Ski JT750 STS, STX	1997	GYZ20HL, YTX20HL-BS, YTX20L-BS	CT 12201, EPS 12201
Kawasaki	Jet Ski JH1100 ZXi	1997	GYZ20HL, YTX20HL-BS, YTX20L-BS	CT 12201, EPS 12201
Kawasaki	Jet Ski JT1100 STX	1997	GYZ20HL, YTX20HL-BS, YTX20L-BS	CT 12201, EPS 12201
Kawasaki	Jet Ski JH900 ZXi	1997	GYZ20HL, YTX20HL-BS, YTX20L-BS	CT 12201, EPS 12201
Kawasaki	Jet Ski JS750 SXi, SXi Pro	1997	GYZ20HL, YTX20HL-BS, YTX20L-BS	CT 12201, EPS 12201
Kawasaki	Jet Ski JH750 ST, Zxi	1997	GYZ20HL, YTX20HL-BS, YTX20L-BS	CT 12201, EPS 12201
Kawasaki	Jet Ski JH750 E1,F2,G1,G2	1996	GYZ20HL, YTX20HL-BS, YTX20L-BS	CT 12201, EPS 12201
Kawasaki	Jet Ski JS750 SXi, SXi Pro	1996	GYZ20HL, YTX20HL-BS, YTX20L-BS	CT 12201, EPS 12201
Kawasaki	Jet Ski JH750 ST, Zxi	1996	GYZ20HL, YTX20HL-BS, YTX20L-BS	CT 12201, EPS 12201
Kawasaki	Jet Ski JH900 ZXi	1996	GYZ20HL, YTX20HL-BS, YTX20L-BS	CT 12201, EPS 12201
Kawasaki	Jet Ski JH1100 ZXi	1996	GYZ20HL, YTX20HL-BS, YTX20L-BS	CT 12201, EPS 12201
Kawasaki	Jet Ski JT750 STS, STX	1996	GYZ20HL, YTX20HL-BS, YTX20L-BS	CT 12201, EPS 12201
Kawasaki	Jet Ski JH750 E1,F2,G1,G2	1995	GYZ20HL, YTX20HL-BS, YTX20L-BS	CT 12201, EPS 12201
Kawasaki	Jet Ski JS750 SXi, SXi Pro	1995	GYZ20HL, YTX20HL-BS, YTX20L-BS	CT 12201, EPS 12201
Kawasaki	Jet Ski JH750 ST, Zxi	1995	GYZ20HL, YTX20HL-BS, YTX20L-BS	CT 12201, EPS 12201
Kawasaki	Jet Ski JH900 ZXi	1995	GYZ20HL, YTX20HL-BS, YTX20L-BS	CT 12201, EPS 12201
Kawasaki	Jet Ski JS440	1986	GYZ20HL, YTX20HL-BS, YTX20L-BS, YB16L-B	CT 12201, EPS 12201
Kawasaki	Jet Ski JS440	1985	GYZ20HL, YTX20HL-BS, YTX20L-BS, YB16L-B	CT 12201, EPS 12201
Kawasaki	Jet Ski JS550	1985	GYZ20HL, YTX20HL-BS, YTX20L-BS, YB16L-B	CT 12201, EPS 12201
Kawasaki	Jet Ski JS550	1984	GYZ20HL, YTX20HL-BS, YTX20L-BS, YB16L-B	CT 12201, EPS 12201
Kawasaki	Jet Ski JS440	1984	GYZ20HL, YTX20HL-BS, YTX20L-BS, YB16L-B	CT 12201, EPS 12201
Kawasaki	Jet Ski JS550	1983	GYZ20HL, YTX20HL-BS, YTX20L-BS, YB16L-B	CT 12201, EPS 12201
Kawasaki	Jet Ski JS440	1983	GYZ20HL, YTX20HL-BS, YTX20L-BS, YB16L-B	CT 12201, EPS 12201
Kawasaki	Jet Ski JS550	1982	GYZ20HL, YTX20HL-BS, YTX20L-BS, YB16L-B	CT 12201, EPS 12201
Kawasaki	Jet Ski JS440	1982	GYZ20HL, YTX20HL-BS, YTX20L-BS, YB16L-B	CT 12201, EPS 12201

МАРКА	МОДЕЛЬ ГИДРОЦИКЛА	ДАТА ВЫПУСКА	СООТВЕТСТВИЕ JIS-КОДУ	МОДЕЛЬ DELTA
Kawasaki	Jet Ski JS440	1981	GYZ20HL, YTX20HL-BS, YTX20L-BS, YB16L-B	CT 12201, EPS 12201
Kawasaki	Jet Ski JS440	1980	GYZ20HL, YTX20HL-BS, YTX20L-BS, YB16L-B	CT 12201, EPS 12201
Kawasaki	Jet Ski JS440	1979	GYZ20HL, YTX20HL-BS, YTX20L-BS, YB16L-B	CT 12201, EPS 12201
Kawasaki	Jet Ski JS440	1978	GYZ20HL, YTX20HL-BS, YTX20L-BS, YB16L-B	CT 12201, EPS 12201
Kawasaki	Jet Ski JS440	1977	GYZ20HL, YTX20HL-BS, YTX20L-BS, YB16L-B	CT 12201, EPS 12201
Kawasaki	Jet Ski JS400	1976	GYZ20HL, YTX20HL-BS, YTX20L-BS, YB16L-B	CT 12201, EPS 12201
<b>S.O.S.</b>				
S.O.S.	S.O.S. Marine MFG All Models	ALLYEARS	GYZ20H, YTX20H-BS, YTX20-BS	CT 1218, EPS 1218
<b>ULTRANAUTICS</b>				
Ultranautics	Ultranautics All Models	1992	53030	CT 1230, EPS 1230
Ultranautics	All Models	1991	53030	CT 1230, EPS 1230
Ultranautics	Jet Star1260 (Boat)	1991	53030	CT 1230, EPS 1230
Ultranautics	Jet Star1250 (Boat)	1990	53030	CT 1230, EPS 1230
Ultranautics	All Models	1990	53030	CT 1230, EPS 1230
Ultranautics	Jet Star1250 (Boat)	1989	53030	CT 1230, EPS 1230
Ultranautics	All Models	1989	53030	CT 1230, EPS 1230
Ultranautics	Jet Star1250 (Boat)	1988	53030	CT 1230, EPS 1230
Ultranautics	All Models	1988	53030	CT 1230, EPS 1230
Ultranautics	All Models	1987	53030	CT 1230, EPS 1230
<b>WET JET</b>				
Wet Jet	Wet Jet International All Models	ALLYEARS	GYZ20H, YTX20H-BS, YTX20-BS	CT 1218, EPS 1218

## МОТОБУКСИРОВЩИКИ

МАРКА	МОДЕЛЬ МОТОБУКСИРОВЩИКА	ДАТА ВЫПУСКА	СООТВЕТСТВИЕ JIS-КОДУ	МОДЕЛЬ DELTA
<b>BALTMOTORS</b>				
Baltmotors	Compact		YTX14H-BS	CT 1212
Baltmotors	Max		YTX14H-BS	CT 1212
Baltmotors	Mini		YTX14H-BS	CT 1212
Baltmotors	Standart		YTX14H-BS	CT 1212



#ДЕЛЬТА  
ЗАБОДНИТ



## ЗАМЕТКИ

A series of horizontal dotted lines for writing notes.




#ДЕЛЬТА  
ЗАБОДНИТ



## ЗАМЕТКИ

A series of horizontal dotted lines for writing notes.

# #ДЕЛЬТА ЗАВОДИТ



<http://www.energon.ru/moto>



8 (800) 301-45-10



[moto@energon.ru](mailto:moto@energon.ru)

 **ENERGON**

Федеральная дистрибьюторская сеть Energon  
8 (495) 145-85-85  
[sales@energon.ru](mailto:sales@energon.ru)  
[energon.ru](http://energon.ru)